

## GAME 12 • NOV. 29, 2014

## OREGON DUCKS FOOTBALL GAME NOTES

### 2014 OREGON SCHEDULE

A30 SOUTH DAKOTA (P12)	Eugene	W 62-13
S6 (7) MICHIGAN STATE (FOX)	Eugene	W 46-27
S13 WYOMING (P12)	Eugene	W 48-14
S20 *at Washington State (ESPN)	Pullman	W 38-31
O2 *ARIZONA (ESPN)	Eugene	L 31-24
O11 *at (18) UCLA (FOX)	Pasadena	W 42-30
O18 *WASHINGTON (FS1)	Eugene	W 45-20
O24 *vs. California (FS1)	Santa Clara	W 59-41
N1 *STANFORD (FOX)	Eugene	W 45-16
N8 *at (20) Utah (ESPN)	Salt Lake City	W 51-27
N22 *COLORADO (P12)	Eugene	W 44-10
N29 *at Oregon State (ABC)	Corvallis	5:14 p.m.
D5 Pac-12 Championship	Santa Clara	6 p.m.

\* Pac-12 Conference Game

### OREGON DEPTH CHART

#### OFFENSE

<b>WR</b> 5 D. ALLEN	6 Nelson
<b>LT</b> 75 FISHER	73 Crosby
<b>LG</b> 54 STEVENS (or)	57 BRENNER
<b>C</b> 55 GRASU (or)	54 STEVENS
<b>RG</b> 78 HUNT	76 Pisarcik
<b>RT</b> 73 CROSBY (or) 62 PIERSON (or) 72 YRURETAGOYENA	
<b>TE</b> 81 BAYLIS	83 Mundt
<b>WR</b> 7 LOWE	87 Carrington
<b>WR</b> 9 MARSHALL (or)	85 STANFORD
<b>QB</b> 8 MARIOTA	17 Lockie
<b>RB</b> 21 FREEMAN	24 Tyner

#### DEFENSE

<b>DE</b> 9 ARMSTEAD	55 Talia
<b>NG</b> 56 BALDUCCI	99 Kamp
<b>DE</b> 44 BUCKNER	45 Daniel
<b>OLB</b> 91 WASHINGTON	96 French
<b>ILB</b> 46 HARDRICK	46 Mattingly
<b>ILB</b> 35 WALKER	22 Malone
<b>OLB</b> 33 COLEMAN	86 Prevot
<b>CB</b> 14 EKPKE-OLOMU	10 Seisay
<b>S</b> 4 DARGAN	17 Williams
<b>S</b> 8 DANIELS	2 Robinson
<b>CB</b> 13 HILL	3 Mathis

#### SPECIAL TEAMS

<b>P</b> 38 WHEELER	49 Wogan
<b>PK</b> 41 SCHNEIDER (or)	49 WOGAN
<b>LS</b> 58 CAREW (or)	66 MELENDEZ
<b>HLD</b> 12 ALIE	17 Lockie
<b>PR</b> 6 NELSON	14 Ekpre-Olomu
<b>KR</b> 6 NELSON	9 MARSHALL

### 2014 Pac-12 Standings

	Conf.		Overall		Stk
	W	L	W	L	
<b>North Division</b>					
<b>OREGON</b>	7	1	10	1	W6
Stanford	4	4	6	5	W1
Washington	3	5	7	5	W1
California	3	6	5	6	L2
Oregon State	2	6	5	6	L1
Washington State	2	6	3	8	L1
<b>South Division</b>					
Arizona	6	2	9	2	W3
Arizona State	6	2	9	2	W1
UCLA	6	2	9	2	W5
USC	6	3	7	4	L1
Utah	4	4	7	4	L1
Colorado	0	8	2	9	L7

For up-to-date information on Oregon Football, visit the official athletics website

**GO DUCKS.COM**

## No. 3 Ducks wrap up regular season with 118th Civil War battle vs. Beavers in Corvallis



### OREGON DUCKS

10-1, 7-1 Pac-12

#### IN THE POLLS

3	AP
2	CFP

### 2014 LEADERS

#### Rushing

Freeman, 187/1,050/16 TD  
Mariota, 97/597/9 TD

#### Passing

Mariota, 210-309-2  
3,103 yds/32 TD

#### Receiving

Marshall, 50/660/4 TD  
D. Allen, 34/613/5 TD

#### Defense

Dargan, 77 TT/5 INT/2.5 TFL  
Walker, 67 TT/7.0 TFL/1 TD  
Malone, 66 TT/2.5 TFL/1 FR



### OREGON STATE BEAVERS

5-6, 2-6 Pac-12

#### IN THE POLLS

NA	AP
NA	CFP

### 2014 LEADERS

#### Rushing

Ward, 133/696/10 TD  
Woods, 99/638/4 TD

#### Passing

Mannion, 263-414-8  
3,002/14 TD

#### Receiving

Bolden, 68/785/2 TD  
Villamin, 34/572/6 TD

#### Defense

Zimmerman, 83 TT/3 INT  
Alexander, 63TT/100TFL/30SQS  
Doctor, 62 TT/3 INT/5.0 TFL

### GAME #12

**Date:** Saturday, Nov. 29, 2014

**Location:** Corvallis, Ore.

**Kickoff:** 5:14 p.m.

**Stadium:** Reser Stadium (AstroTurf)

**Capacity:** 45,674

### GAMEDAY HASHTAG

## #UOvsORST

Fans and media are encouraged to use the hashtag #UOvsORST when posting social media content related to Saturday's game between the Ducks and Beavers.

### MILESTONE WATCH

**5** - Passing touchdown needed by **Marcus Mariota** to reach 100 career TD passes and pass **Matt Leinart** (99 TD, USC 2003-05) for second in the Pac-12 annals.

**6** - Rushing touchdowns needed by **Royce Freeman** to set a new Oregon record. Freeman ranks in fifth with 16 and can move into a tie for fourth with **1** more.

**491** - Total yards needed by **Marcus Mariota** for 12,000 in his career.

**555** - Passing yards needed by **Marcus Mariota** for 10,000 in his career.

### ON THE AIR

**National Television:** ABC with Brad Nessler (pxp), Todd Blackledge (analyst) & Holly Rowe (reporter). **Radio:** Oregon IMG with Jerry Allen (pxp) & Mike Jorgensen (analyst).

**Satellite Radio:** Sirius 84, XM 84.

### THE SERIES

- Saturday's game marks the 118th meeting of the Ducks and Beavers in the Civil War, the longest-running college football rivalry west of the Rocky Mountains.
- The Ducks hold a 61-46-10 advantage in the all-time series and have a 29-9-1 (.756) mark vs. The Beavers since 1975, including wins in six straight.
- UO is 28-18-5 all-time vs. OSU in Corvallis, including three straight wins at Reeser Stadium. That .598 winning percentage is better than the Ducks have vs. the Beavs in Eugene (.544).
- Oregon's 61 wins over the Beavers are nine more than against any other opponent (Idaho, 52).

### QUICK HITS

- Freshman have scored 219 of Oregon's 504 points, 43.5 percent, this season. True freshman RB **Royce Freeman** leads the team with 96 points thanks to his 16 rushing touchdowns, while another true freshman, K **Aidan Schneider**, is fourth with 41 points (26 XP, 15 FG). Redshirt freshman **Devon Allen** is tied for fifth with 36 points, behind six receiving TDs. True freshman **Charles Nelson** has 30 points, while redshirt freshmen **Kani Beniot** and **Darren Carrington** have each scored six points and **Taylor Alie** has scored four. Overall, freshman have scored 29 of Oregon's 68 touchdowns, while making five of the team's 10 field goals.
- **Marcus Mariota** has already thrown the third-most touchdowns (95) in Pac-12 history. The Ducks' junior QB needs five more TD passes to move ahead of **Matt Leinart** (USC, 2003-05) for second on the all-time list. **Matt Barkley** (USC, 2009-12) holds the all-time record with 116 TD passes.
- **Mariota** has already made his mark in Oregon's record books with one game left in the regular season of his junior campaign. The Ducks' QB already owns the school record in seven different categories. He is the career record holder for total offense, passing yards, completions, TD passes, total TDs, total points accounted for, and consecutive passes without an interception. He is also on pace to set new school records in completion percentage and passing efficiency.
- The Ducks sport the best overall record in college football this decade at 57-7 (89.1%). UO's 79% success rate vs. top 25 opponents (15-4) is also the best in the land.
- Fifty of UO's 57 victories since 2010 (87.7%) have been by 14 or more points.

## HEAD COACH MARK HELFRICH

Oregon Head Coach **Mark Helfrich** knew the comparisons would be inevitable – how do you replace arguably the most successful football coach in school history? His answer was simple – by being Mark Helfrich. That formula proved to be successful in 2013. In guiding the Ducks to a first-year mark of 11-2 and a 30-7 Alamo Bowl triumph over Texas, the number of wins equaled three others for the conference record for success by a first-year head coach as well as surpassed his predecessor Chip Kelly's previous Oregon pinnacle for most wins by a rookie head coach. In addition, Helfrich joined Ducks' alum John Robinson (USC, 1976) as the league's only other coach to win a bowl games in his inaugural season. Only four other squads in school history have ever won as many as 11 football games in a single season (2001, 2010, 2011, 2012) – the former Oregon graduate assistant coach (1997) made it a fifth. Helfrich helped orchestrate the continuation of the program's offensive firepower last season as the Ducks led the league in total offense (2nd in the country) for the fourth year in a row, in scoring offense (4th in the nation) for the seventh straight season, and in rushing (9th nationally) for the eighth time in many years. The transition to head coach has been a relatively smooth one. Six of the assistant coaches who played key roles in the program's trio of conference championships in the past five years remain, as do three of the assistants who have called Eugene home for more than two decades. As a result of the change there really has been little change at all. The 40-year-old Oregon native was appointed the school's 32nd head football coach on Jan. 20, 2013, following a quartet of seasons as the Ducks' offensive coordinator and quarterbacks coach during the program's most prolific era in school history. Oregon tallied a 46-7 ledger and four BCS bowl appearances from 2009-12.

## HELFRICH'S CAREER START AMONG BEST ALL-TIME IN PAC-12

**Mark Helfrich** has picked up wins in 21 of his first 24 games as a head coach which matches the best start by a coach in over 64 years. Helfrich is tied with former Ducks' coach **Chip Kelly**. California's **Pappy Waldorf** went 22-2 during his first 24 games at the helm of the Golden Bears program starting in 1947 to record the best start in league history.

### Top Coaching Starts at Pac-12 Schools (24 Games) (Post World War II)

Coach (School)	Years at Program	Record
1. Pappy Waldorf (California)	1947-1956	22-2
2. <b>Mark Helfrich (Oregon)</b>	<b>2013-present</b>	<b>21-3</b>
<b>Chip Kelly (Oregon)</b>	<b>2009-2012</b>	<b>21-3</b>
4. Tommy Prothro (UCLA)	1965-1970	20-3-1
5. David Shaw (Stanford)	2011-present	20-4
Jess Hill (USC)	1951-56	20-4

## ANOTHER GAME, ANOTHER TOUCHDOWN

**Marcus Mariota** continued his streak of passing touchdowns with three in Oregon's 44-10 win over Colorado. The junior has thrown at least one touchdown pass in all 37 games of his career, totaling 95 scores through the air. Mariota, who had 31 touchdown passes in 2013 and has 32 this season, has thrown for two or more TDs in a game 29 times with a career-high six touchdown passes at California as a freshman. He also has thrown four or more touchdowns in a game eight times. Mariota's 37-game touchdown pass streak is the second-longest in the nation behind Marshall's **Rakeem Cato** (who owns the NCAA record). Overall, Oregon has thrown a touchdown pass in 64 straight games setting a new Pac-12 Conference record (Stanford held the old record of 36 from 1977-81). The NCAA record of 69 consecutive games with a TD pass is held by Texas Tech (Sept. 23, 2006-Oct. 22, 2011).

### Active TD Pass Streaks

Player (School)	Streak	Next Opponent (Date)
1. Rakeem Cato (Marshall)	43	vs. Western Kentucky (Nov. 28)
2. <b>Marcus Mariota (Oregon)</b>	<b>37</b>	<b>at Oregon State (Nov. 29)</b>

## SUPER MARIOTA

**Marcus Mariota** is at it again. The Ducks third-year starter is putting together a junior season that is as good as any quarterback in the country. Mariota currently leads the nation in quarterback rating at 185.19. During his three-year career, Mariota has a 171.5 efficiency rating which is just behind **Sam Bradford**'s (Oklahoma; 2007-09) all-time NCAA record of 175.6. Mariota heads into Oregon's game at Oregon State also leading the country in points responsible for with 252 total points (22.9 ppg), while also ranking fifth in total offense with 336.4 yards per game. Oregon's signal caller already owns Oregon's school records for touchdown passes, total offense and passing yards. Mariota is on pace to also shatter both the school's career records for completion percentage and passing efficiency. He also owns the Pac-12's top two streaks of passes without

## TRENDS UNDER MARK HELFRICH

	2014	All Yrs
Overall	10-1	21-3
Home	6-1	13-1
Away	4-0	7-2
Neutral	-	1-0
Grass	2-0	4-1
Turf	8-1	17-2
vs. AP Top 5	-	-
vs. AP Top 10	1-0	1-1
vs. AP Top 25	3-0	5-1
Conf. Champ. Games	-	-
Bowl Games	-	1-0
Leading After 1st Qtr	6-0	15-0
Tied After 1st Qtr	1-0	3-0
Trailing After 1st Qtr	3-1	3-3
Leading at Half	8-1	17-1
Tied at Half	1-0	3-0
Trailing at Half	1-0	1-2
Leading After 3rd Qtr	10-1	21-1
Tied After 3rd Qtr	-	-
Trailing After 3rd Qtr	-	0-2
Overtime Games	-	-
When Scoring First	5-0	13-0
When Opp Scores First	5-1	8-3
Largest Halftime Lead	28	38
Largest Halftime Deficit	6	19
Scoring 20+ Points	10-1	21-2
Scoring 30+ Points	10-0	21-0
Scoring 40+ Points	9-0	18-0
Scoring 50+ Points	3-0	9-0
Allowing 20 or Less	5-0	12-0
Allowing 30 or Less	7-0	16-1
Decided by 3 or Less	-	1-0
Decided by 10 or Less	1-1	2-2
Rush <200 Yds	2-1	3-3
Rush for >200 Yds	8-0	18-0
Rush for >300 Yds	-	5-0
Pass for >200 Yds	10-1	19-3
Pass for >300 Yds	6-1	10-2
Pass for > 400 Yds	-	2-0
Total >400 Yds	10-1	20-2
Total >500 Yds	8-0	16-1
Total > 600 Yds	1-0	5-0
Total > 700 Yds	-	3-0
Opp. Rush <100 Yds	1-0	4-0
Opp. Pass <200 Yards	3-0	10-2
Opp. Total <300 Yards	1-0	5-0
Turnover Margin Positive	7-0	15-0
Turnover Margin Even	3-1	5-1
Turnover Margin Negative	-	1-2
Lead in Time of Possession	2-0	4-0
Trail in Time of Possession	8-1	17-3

an interception setting a school-record 353 pass streak that ran from the end of his freshman season to his first pass at Arizona in November 2013. Mariota's latest streak of 253 pass attempts without an interception was snapped at California.

Mariota entered this season with arguably the best back-to-back seasons by a quarterback in Oregon history. In 2013, the redshirt junior from Honolulu more than met the challenge of following up a rookie campaign that saw him set the Pac-12 freshman record for touchdown passes (32) and lead the conference in passing efficiency (seventh nationally) en route to Pac-12 Offensive Freshman of the Year and all-Pac-12 first team QB honors. His encore as a sophomore included 3,665 yards passing and 715 rushing with 40 total touchdowns (31 pass, 9 rush) and just four interceptions. Mariota ranked seventh nationally in pass efficiency rating (167.66), ninth in points responsible for per game (18.8) and total offense (336.9 ypg), and 11th in yards per carry (7.45). A Heisman Trophy candidate for most of the season, Mariota was a semifinalist for the Maxwell Award (most outstanding player), the Davey O'Brien Award (national quarterback award) and Walter Camp Award (most outstanding player). He was also on the watch list for the Manning Award (top quarterback honor, including bowl game).

#### **9,000, 11,000 AND NOW 2,000**

**Marcus Mariota** added another career milestone in the Colorado game when he surpassed the 2,000 career rushing mark (2,064 career yards). That came a game after the junior QB became the first player in Oregon history to go over the 9,000 passing yards plateau as well as the 11,000 yards of total offense mark. Mariota ran his career passing total to 9,445 passing yards while moving his total offense school record to 11,509 yards in the Colorado game.

#### **MARIOTA JOINS EXCLUSIVE CLUB**

When Marcus Mariota reached the 2,000-yard rushing mark against Colorado he joined an elite club of quarterbacks who have rushed for 2,000 yards in their career while also passing for more than 9,000 yards. Mariota became just the sixth player all-time to reach both marks joining Dan LeFevour, Robert Griffin III, Colin Kaepernick, Tim Tebow, and Cody Fajardo. Mariota and LeFevour are the only players to do it in three seasons.

#### **9,000-Yards Passing/2,000 Yards-Rushing**

Name (School)	Rushing	Passing
Dan LeFevour (Central Mich.)	2,948	12,905
Robert Griffin III (Baylor)	2,251	10,366
Colin Kaepernick (Nevada)	4,112	10,098
Cody Fajardo (Nevada)	3,290	9,489
<b>Marcus Mariota (Oregon)</b>	<b>2,064</b>	<b>9,445</b>
Tim Tebow (Florida)	2,947	9,285

#### **MARIOTA ADDS ANOTHER CAREER RECORD**

**Marcus Mariota** put his name on top of another career statistical category at Oregon in the Ducks' win over Stanford on November 1 when he passed **Danny O'Neil** (1991-94) for the most completions in school history. Mariota added 24 more complete passes against Colorado to push his school record to 685, 49 more than O'Neil. Mariota's completion record came a week after he set the passing yardage record breaking **Bill Musgrave's** (8,343, 1987-90) old record. Mariota now has 9,445 passing yards, 1,102 more than Musgrave. Earlier this season, the junior passed **Darron Thomas** (2008-11) for first all-time in TD passes when he threw three against Michigan State. He ran his career total to 95 -- 29 more than Thomas -- with three vs. Colorado. Mariota added another school record early in the game against the Spartans, passing Musgrave for the all-time lead in career total offense, and now has a school-record 11,509 yards - 3,369 more than Musgrave.

#### **Mariota's Oregon Career Records**

Category	Old Record	Record
Total Offense	8,140	11,509
Passing	8,343	9,445
Completions	636	685
Touchdown Passes	66	95
Total Touchdowns	77	118
Total Points Accounted For	472	720
Consecutive Passes w/out INT	178	353

#### **30-30-30**

A factor in **Marcus Mariota's** ability to pile up so many school records has been his poise and consistency from the moment he stepped on the field as a redshirt freshman in 2012. In fact, that level of consistency from a quarterback, in terms of passing for touchdowns, is unmatched in major college football history as evidenced by Mariota becoming the first player ever to throw 30 or more touchdown passes as a freshman (32), sophomore (31) and junior (32).

#### **MARIOTA'S TD-TO-INT RATIO**

It is an understatement to say **Marcus Mariota** takes care of the ball while producing big numbers in Oregon's high powered offense. In his three seasons as the starting quarterback for the Ducks, Mariota has thrown just 12 interceptions while tossing 95 TDs for a touchdown-to-interception ratio of 7.92. Mariota's numbers dwarf those of many of the top QBs in college history.

QB (Years)	School	TD	INT	Ratio
<b>Mariota (2012-pr.)</b>	<b>Oregon</b>	<b>95</b>	<b>12</b>	<b>7.92</b>
Tebow (2006-09)	Florida	88	16	5.50
Bradford (2007-09)	Oklahoma	88	16	5.50
Griffin III (2008-11)	Baylor	78	17	4.59
Leinart (2003-05)	USC	99	23	4.30
Newton (2007-10)	Florida/Auburn	30	7	4.29
T. Smith (2003-06)	Ohio State	54	13	4.15
Luck (2009-11)	Stanford	82	22	3.73
J. White (1999-04)	Oklahoma	81	24	3.38

#### **OREGON IN THE POLLS**

Week	AP	USA	CFP
Preseason	3	3	-
Sept. 2	4	4	-
Sept. 7	2	4	-
Sept. 14	2	3	-
Sept. 21	2	4	-
Sept. 28	2	4	-
Oct. 5	12	11	-
Oct. 12	9	9	-
Oct. 19	6	7	-
Oct. 26	5	6	5
Nov. 2	5	5	4
Nov. 9	3	4	2
Nov. 16	3	3	2
Nov. 23	3	3	2

#### **College Football Playoff Top 25**

1. Alabama	10-1
<b>2. Oregon</b>	<b>10-1</b>
3. Florida State	11-0
4. Mississippi State	10-1
5. TCU	9-1
6. Ohio State	10-1
7. Baylor	9-1
<b>8. UCLA</b>	<b>9-2</b>
9. Georgia	9-2
<b>10. Michigan State</b>	<b>9-2</b>
<b>11. Arizona</b>	<b>9-2</b>
12. Kansas State	8-2
13. Arizona State	9-2
14. Wisconsin	9-2
15. Auburn	8-3
16. Georgia Tech	9-2
17. Missouri	9-2
18. Minnesota	8-3
19. Ole Miss	8-3
20. Oklahoma	8-3
21. Clemson	8-3
22. Louisville	8-3
23. Boise State	9-2
24. Marshall	11-0
<b>25. Utah</b>	<b>7-4</b>

Oregon Opponents in **Bold**

#### **Associated Press Top 25**

1. Florida State (37)	11-0	1458
2. Alabama (21)	10-1	1445
<b>3. Oregon (2)</b>	<b>10-1</b>	<b>1393</b>
4. Mississippi State	10-1	1301
5. Baylor	9-1	1234
6. TCU	9-1	1233
7. Ohio State	10-1	1163
8. Georgia	9-2	1002
<b>9. UCLA</b>	<b>9-2</b>	<b>998</b>
<b>10. Michigan State</b>	<b>9-2</b>	<b>971</b>
11. Kansas State	8-2	898
<b>12. Arizona</b>	<b>9-2</b>	<b>807</b>
13. Arizona State	9-2	790
14. Wisconsin	9-2	764
15. Auburn	8-3	597
16. Georgia Tech	9-2	581
17. Missouri	9-2	525
18. Mississippi	8-3	398
19. Marshall	11-0	384
20. Oklahoma	8-3	363
21. Colorado State	10-1	346
22. Minnesota	8-3	232
23. Clemson	8-3	198
24. Louisville	8-3	191
25. Boise State	9-2	96

Oregon Opponents in **Bold**



Rodgers (2003-04)	California	43	13	3.31
Manziel (2012-13)	Texas A&M	63	22	2.86
Rivers (2000-02)	N.C. State	95	34	2.79
P. Manning (1994-97)	Tennessee	89	33	2.70
Winston (2013-pr.)	Florida State	59	23	2.57
Roethlisberger (2001-03)	Miami (OH)	84	34	2.47
E. Manning (2000-03)	Mississippi	81	35	2.31
Brees (1997-00)	Purdue	90	45	2.00
Brady (1996-99)	Michigan	30	17	1.76
Palmer (1998-02)	USC	72	49	1.47

### TD PASS STREAK SETS PAC-12 RECORD

**Marcus Mariota's** 37 straight games with a touchdown pass has pushed Oregon's current streak to 64 straight games with points on a pass play, which sets a new Pac-12 Conference record. The Ducks broke the old record of 36 set by Stanford from 1978 to 1981. Oregon started its streak on September 4, 2010, when **Darron Thomas** threw two TD passes in a 72-0 win over New Mexico. Six Ducks' quarterbacks (and one running back) have contributed to the streak, throwing a combined 171 touchdown passes during the streak. **Mariota** leads the way with 95 TD strikes, while **Thomas** is second with 63. **Bryan Bennett** (9), **Nate Costa** (1), **Jeff Lockie** (1) and **Jake Rodrigues** (1) have also thrown for touchdowns during the streak and freshman running back **Royce Freeman** connected on a TD pass to Mariota in the Arizona game. Texas Tech owns the NCAA record with 69 consecutive games with a TD pass. The Red Raiders record ran from Sept. 23, 2006 to Oct. 22, 2011.

### THREE-HEADED MONSTER IN BACKFIELD

While most teams are lucky to have one quality back to carry the load on offense, the Ducks have three tailbacks who have started games during their respective careers. Junior **Byron Marshall**, sophomore **Thomas Tyner** and true freshman **Royce Freeman** share the workload in the backfield while giving opposing defenses three different backs to prepare for in the game plan. Marshall, Tyner and Freeman have combined for 2,757 all-purpose yards in the Ducks' first 11 games. Freeman leads the team with 1,156 (1,050 rushing, 106 receiving), while Marshall is second with 998 (660 receiving, 318 rushing) and Tyner is fourth with 603 (387 rushing, 151 kick returns, 65 receiving). The three are averaging a combined 262.8 yards per game of all-purpose yardage and have combined for 25 touchdowns.

### FREEMAN FIRST TRUE FROSH TO RUSH FOR 1,000 YARDS

**Royce Freeman** has compiled just the 21st 1,000-yard rushing season in Oregon history. The freshman ball carrier heads into the Oregon State game with 1,050 yards and joined teammate **Byron Marshall** in the exclusive club that includes just 17 Oregon greats. Freeman also became just the second freshman to rush for over 1,000 yards as well as the first true freshman. **LaMichael James** gained 1,546 rushing yards as a redshirt freshman in 2009.

### TOUCHDOWN FREEMAN!

True freshman **Royce Freeman** returned to the end zone with two touchdown runs against Colorado on Nov. 22. The Ducks' running back now has 16 rushing touchdowns, the most by a true freshman in Oregon history and the 10th most by any player in the nation this season. Freeman's best game this season came when he rushed for four touchdowns in a win over Washington. The four rushing TDs were the most by a Duck since **Kenjon Barner** rushed for five against USC on Nov. 3, 2012. The Imperial, Calif., native has six double-digit touchdown games this season.

Freeman is closing in on the most rushing TDs by any player in Oregon history. His 16 rushing touchdowns are the fifth most in school history and he needs just six more to set the single-season school record. Freeman is tied for fifth in single-season total TDs and needs nine more to set a new school record.

#### Single Season Rushing TDs

Rank	Name	Year	TD
1.	Kenjon Barner	2012	21
	LaMichael James	2010	21
3.	LaMichael James	2011	18
4.	LaGarrette Blount	2008	17
5.	<b>Royce Freeman</b>	<b>2014</b>	<b>16</b>

#### Single Season Total TD's

Rank	Name	Year	TD
1.	LaMichael James	2010	24
2.	Kenjon Barner	2012	23
3.	LaMichael James	2011	20
4.	LaGarrette Blount	2008	17
5.	<b>Royce Freeman</b>	<b>2014</b>	<b>16</b>
	De'Anthony Thomas	2012	16
	De'Anthony Thomas	2011	16

### FREEMAN GETS FOURTH 100-YARD GAME

After barely missing rushing for a 100 yards in back-to-back games with 98 vs. Stanford and 99 at Utah, **Royce Freeman** picked up his fourth 100-yard game of the season when he ran for 105 yards and two touchdowns against Colorado on Nov. 22. The freshman had recorded back-to-back-to-back 100-yard games earlier this season. Freeman picked up his first 100-yard effort with 121 yards and two touchdowns on 18 carries in a win at UCLA on

Oct. 11. He followed that with a season-high 169 yards and a season-best four TDs on 29 carries in a win over Washington. Freeman made it three straight 100-yard games with 112 yards and two touchdowns on 22 carries in a win over Cal. Freeman's three straight 100-yard games were the first back-to-back-to-back 100-yard outings since **Byron Marshall** had a streak of five straight last season starting with Cal on Sept. 28 and ending with UCLA on Oct. 26.

### BYRON MARSHALL IS MR. VERSATILE

**Byron Marshall** is producing nearly identical all-purpose yardage numbers as a wide receiver as he did as a running back last season. The once full-time running back is now playing the role of "slash" spending a bulk of his time as a wide receiver while also getting snaps in the backfield. Marshall is averaging 90.7 all-purpose yards, just 8.7 fewer than he did last season. Marshall has 660 yards receiving and 318 rushing yards for a total of 998. He finished his sophomore season averaging 99.4 yards (1,193 total yards) of total offense with 1,038 yards rushing and 155 yards receiving. Through 11 games, Marshall leads the Ducks in receptions (50) and receiving yards, while ranking second in all-purpose yards and fourth in rushing.

Marshall has a pair of 100-yard receiving games with a career-high 138 yards on a career-best eight catches and two TDs in the season opener vs. South Dakota. His second 100-yard receiving game came against California when he finished with 133 yards and a touchdown on four catches. He just missed his third career 200-yard all-purpose game against the Bears finishing with 190 total yards.

Marshall put together his second career 200-yard all-purpose game with 228 total yards against South Dakota, following his career-high 246 all-purpose yards in a win over Washington State last season.

### FAST AND FURIOUS

**Devon Allen** has already proven that he is a true two-sport star at the collegiate level. The Ducks redshirt freshman is Oregon's second leading receiver with 613 receiving yards, thanks in part to a pair of 100-yard receiving games. The two-sport athlete had his first 100-yard receiving game against Michigan State when he caught three passes for 110 yards and two touchdowns in Oregon's 46-27 win over the Spartans on Sept. 6. Two games later he had an even better game, catching a season-high seven passes for a season-best 142 yards and two TDs at WSU. For the season, the Ducks' WR has caught 34 passes and is tied with a team-high six receiving TDs. The gridiron success comes after Allen won a NCAA championship as well as a U.S. national championship in the 110 hurdles during his true freshman season.

### DOUBLE-100 RECEIVING

A pair of Oregon wide receivers have gone over the 100-yard receiving plateau in the same game twice this season. **Byron Marshall** and **Dwayne Stanford** were the latest tandem to crack 100 yards receiving in the same game with Marshall finishing with a team-high 133 yards and Stanford finishing with a career-high 103 yards in the Ducks win over Cal. **Devon Allen** and **Keanon Lowe** both set career highs against Washington State with Allen catching a season-high seven passes for 142 yards and two TDs, while Lowe matched a career-high with five receptions for 104 yards and a pair of touchdowns. In the school's all-time history, two Ducks have eclipsed the 100-yard receiving mark in the same game just 18 times. Six of those 100-yard receiving duos have come with **Marcus Mariota** at quarterback. Oregon has had a duo surpass the 100-yard receiving mark more than once in the same season just three times -- twice this season, three times last season and twice in 1998.

### PICK YOUR POISON

Slowing down Oregon's offense isn't easy. The Ducks boast a number of weapons that **Marcus Mariota** has utilized to become arguably the best player in college football. UO has had 11 different receivers, including Mariota, catch at least one touchdown pass this season. Eleven different players catching a TD pass is tied for the second most in the country, with Oregon's 11 grabbing the most touchdowns (34).

Team	Players w/ TD Catch	Team TD Catches
Mississippi State	12	27
<b>Oregon</b>	<b>11</b>	<b>34</b>
Texas Tech	11	34

(13 teams tied with 10)

### THINKING OF 85

Sophomore wide receiver **Dwayne Stanford** will wear number 85, instead of 88, for the remainder of the season to honor junior tight end **Pharaoh Brown** who suffered a season-ending injury at Utah on Nov. 8. Brown was in the midst of a breakout season for the Ducks. He was the team's fourth leading receiver with 25 catches for 420 yards with a team-best six touchdowns when he was injured.

### DARGAN IS DOG GONE GOOD

Senior safety **Erick Dargan** is making the most out of finally being a starter. After three seasons as a reserve on defense, the Pittsburg, Calif. native has put together arguably the best season so far by a Duck defender. Dargan leads UO in both tackles (77) and interceptions (5). Dargan heads into the Oregon State game tied for 12th in the country in interceptions and he needs just one more to crack the school's career top 10. Dargan has a team-high four double-digit tackle games this season with a career-best 12 tackles against Stanford.

Dargan also excels for the Ducks on special teams and was a second-team All-Pac-12 pick as a special teamer last season.

### RETURN MEN

The 2014 Oregon roster has 48 letterwinners, including 16 starters - 10 on offense and six on defense - from last season. By contrast, the 2013 squad had 56 returning lettermen and 16 starters.

### FIRST TIMERS

Youth has been a big part of Oregon's success in 2014. Long snapper **Devin Melendez** saw his first action of the season in Oregon's win over Colorado to run the total of true freshman to see action in a game to 11 this season. Ten true freshman (**Tanner Carew, Tyrell Crosby, Royce Freeman, Justin Hollins, Austin Maloata, Henry Mondeaux, Charles Nelson, Aidan Schneider, Arrion Springs, and Jimmie Swain**) saw action in the Ducks' season-opening win over South Dakota Aug. 30 and have since played throughout the season. The 11 rookies have made a contribution, scoring 21 touchdowns, kicking five field goals and 26 extra points, and making 48 tackles during the season. The 11 true freshman who have seen action is one more than played during the 2007 season. Last season six saw the field, eight in 2012, seven in 2011 and five in 2010.

### FULL NELSON

Freshman receiver **Charles Nelson** has been a weapon on special teams for Oregon this season, scoring on a pair of punt returns while wreaking havoc on cover teams. Nelson's 50-yard touchdown on a punt return against South Dakota was the first punt returned for a TD by a true freshman at Oregon since freshman eligibility was restored in the early 1970s. He added an electric 58-yard punt return for a touchdown against California. Nelson is tied for second in the country in punt returns for touchdowns. His 17.0 yards per return would be the fourth-best average in the country but he hasn't returned enough punts to qualify (NCAA minimum is 1.2 per game while Nelson has returned 0.91 per game). Nelson has been a star on the cover teams adding 14 tackles on special teams in the Ducks' first 11 games.

### LIGHTNING STRIKES

Of Oregon's 59 drives resulting in touchdowns this season, 31 (52.5 percent) have lasted two minutes or less. Six other drives have lasted two minutes and 15 seconds or less. Oregon's most time consuming drive this season lasted 6:31 on the team's final drive against Michigan State Sept. 6. Last season, of Oregon's 74 drives resulting in touchdowns, 49 (66.2 percent) lasted two minutes or less.

### CAREER START CHART

Player		'10	'11	'12	'13	'14	All
Hroniss Grasu	RS	14	13	13	10	50	
Ifo Ekpere-Okumu	-	2	13	13	11	39	
Marcus Mariota	-	RS	13	13	11	37	
Jake Fisher	-	0	11	11	9	31	
Keanon Lowe	RS	-	11	10	9	30	
Tyler Johnstone	-	RS	13	13	0	26	
T. Washington	RS	0	2	13	11	26	
Rodney Hardrick	-	0	0	13	11	24	
Hamani Stevens	-	0	0	13	11	24	
DeForest Buckner	-	-	2	8	11	21	
Derrick Malone	RS	0	1	12	5	18	
Byron Marshall	-	-	-	10	8	18	
Cameron Hunt	-	-	-	7	10	17	
Arik Armstead	-	-	2	5	9	16	
Troy Hill	RS	0	6	0	10	16	
Tyson Coleman	-	RS	1	2	11	14	
Erick Dargan	RS	0	3	0	10	13	
Pharoah Brown	-	-	-	5	8	13	
Alex Balducci	-	-	1	0	11	12	
Bralon Addison	-	-	-	11	0	11	
Reggie Daniels	-	-	RS	0	11	11	
Dwayne Stanford	-	-	RS	0	10	10	
Devon Allen	-	-	-	RS	9	9	
Royce Freeman	-	-	-	-	8	8	
Joe Walker	-	-	0	1	6	7	
Matt Pierson	-	RS	0	0	6	6	
Tyrell Crosby	-	-	-	-	5	5	
Johnny Mundt	-	-	-	5	0	5	
Thomas Tyner	-	-	-	1	3	4	
Evan Baylis	-	RS	0	2	0	2	
Sam Kamp	-	RS	0	0	2	2	
A. Yruetagoiena	-	RS	0	0	2	2	
D. Carrington	-	-	-	RS	1	1	
Jake Piscarcik	-	-	-	RS	1	1	
Tyree Robinson	-	-	-	RS	1	1	
Chris Seisay	-	-	-	RS	1	1	

### 2014 Pac-12 Standings

	Conf.		Overall		Stk
	W	L	W	L	
<b>North Division</b>					
<b>OREGON</b>	7	1	10	1	W6
Stanford	4	4	6	5	W1
Washington	3	5	7	5	W1
California	3	6	5	6	L2
Oregon State	2	6	5	6	L1
Washington State	2	6	3	8	L1
<b>South Division</b>					
Arizona	6	2	9	2	W3
Arizona State	6	2	9	2	W1
UCLA	6	2	9	2	W5
USC	6	3	7	4	L1
Utah	4	4	7	4	L1
Colorado	0	8	2	9	L7

### Week 14 Schedule

#### Friday, Nov. 28

Stanford at (9) UCLA, 12:30 p.m. (ABC)  
(13) Arizona State at (12) Arizona, 12:30 p.m. (FOX)

#### Saturday, Nov. 29

Utah at Colorado, 10 a.m. (P12)  
Notre Dame at USC, 12:30 p.m. (FOX)  
BYU at California, 1:30 p.m. (P12)  
(3) Oregon at Oregon State, 5 p.m. (ABC)  
Washington at Washington State, 7:30 p.m. (FS1)

All times Pacific Time

**COACHING CONTINUITY**

An often overlooked facet of Oregon's run of success has been the continuity of its coaching staff. Second-year head coach **Mark Helfrich** is in his sixth season on staff, but he is supported by several assistants who have served the last three UO head coaches. Running backs coach **Gary Campbell** is in his 32nd year on the Oregon staff, which is the longest tenure of any Oregon assistant football coach in school history. In addition, offensive line coach and running game coordinator **Steve Greatwood** enters his 28th season at UO, while recently promoted defensive coordinator **Don Pellum** is in his 22nd campaign.

**HOUSE OF LOUD**

With a standing room only crowd of 55,891 at Autzen Stadium on Nov. 22 vs. Colorado, the Ducks ran the nation's third-longest sellout streak to 103 consecutive games (cap. 54,000), dating to 1999.

**OREGON DRESS CODE**

For the third year in a row, the Ducks are taking the field wearing the fully integrated Nike uniform system that debuted at the 2012 Rose Bowl. The uniform incorporates pinnacle performance innovation and design while providing enhanced thermoregulation and more durability with the inclusion of Nike Chain Maille Mesh - a lightweight ultra-breathable material - used in both the jersey and pant. The Ducks will also utilize Nike Mach Speed uniform elements from last season's Alamo Bowl.

**2014 Combinations**

WK	Helmet	Jersey	Pants
1	White	White (a)	Green (b)
2	Carbon (1)	Yellow	Yellow
3	Black	Green	Steel
4	Yellow	Black (c)	Yellow
5	Black (2)	Black (d)	Black
6	White	White (a)	White
7	Yellow (3)	Green (e)	Yellow (f)
8	Black	White (a)	Steel
9	Black	Black	Black
10	Yellow	White	Yellow
11	Green	Green	Green

(1) Sunburst faded wings (aka "Sonic Boom"); (2) With pink O

(3) Throwback with interlocked UO logo

(a) Nike Mach Speed with Fighting Ducks apple green accents

(b) Fighting Ducks apple green

(c) Nike Mach Speed black jerseys with yellow accents

(d) With pink numerals

(e) Throwback with "Duck Through The O" logo.

(f) Throwback with interlocked UO logo

**AP POLL STREAK**

Consecutive Final AP Poll Appearances

No.	Team	Last Yr out (Record)
<b>7</b>	<b>Oregon</b>	<b>2006 (7-6, NR)</b>
6	Alabama	2007 (7-6, NR)
5	LSU	2008 (8-5, RV)

**10-WIN SEASONS**

Consecutive 10-win seasons in modern era

1.	Florida State	14	1987-2000
2.	Texas	9	2001-09
3.	Virginia Tech	8	2004-11
	Miami (Fla.)	8	1985-92
<b>5.</b>	<b>Oregon</b>	<b>7</b>	<b>2008-present</b>
	Alabama	7	2008-present
	Boise State	7	2006-12
	USC	7	2002-08
9.	Florida	6	1993-98
10.	Nebraska	5	1993-97
	Oklahoma	5	2000-04
	Oklahoma	5	1971-75
	Alabama	5	1971-75

**NATION'S BEST HOME WINNING****PERCENTAGE (1997-present)**

Team	Record	PCT
1. Boise State	104-10	.912
2. Oklahoma	95-12	.888
3. Ohio State	110-14	.887
<b>4. Oregon</b>	<b>98-18</b>	<b>.845</b>
5. Georgia	94-19	.832
6. Nebraska	104-22	.825
7. Florida	94-22	.810
8. LSU	102-24	.809
9. Virginia Tech	93-22	.808
10. Texas	88-21	.807

**NATION'S BEST CONFERENCE WINNING****PERCENTAGE (1997-present)**

Team	Record	PCT
1. Boise State	115-16	.878
2. Ohio State	113-30	.790
3. Florida State	111-31	.782
4. Oklahoma	114-39	.745
<b>5. Oregon</b>	<b>111-42</b>	<b>.725</b>
6. Virginia Tech	99-39	.717
7. Florida	105-42	.714
8. Texas	106-43	.711
9. BYU	75-31	.708
10. USC	105-48	.686
11. TCU	97-45	.683
12. Fresno State	96-45	.681
13. LSU	95-52	.646
14. Miami (Fla.)	87-48	.644
15. West Virginia	78-51	.605

**HIGHEST SCORING TEAMS (1997-present)**

	Team	Games	Points	Avg.
1.	Boise State	226	8,775	38.83
2.	<b>Oregon</b>	<b>224</b>	<b>8,084</b>	<b>36.09</b>
3.	Oklahoma	231	8,090	35.02
4.	Texas	226	7,795	34.49
5.	Kansas State	223	7,640	34.26
6.	Texas Tech	221	7,510	33.98
7.	Florida	222	7,276	32.77
	USC	226	7,405	32.77
9.	Hawaii	231	7,291	31.56
10.	TCU	219	6,834	31.21

**WINS BY WEST COAST TEAMS****(1997-present)**

Team	Wins
1. Boise State	184
<b>2. Oregon</b>	<b>167</b>
3. USC*	164
4. BYU	143
5. Utah	142
6. Fresno State	137
7. UCLA	129
8. Oregon State	124
9. Arizona State	123
10. Hawaii	116

\*Includes wins since vacated by the NCAA

**EXPLOSION PLAYS**

A staple of Oregon's blur offense in recent years has been "explosion plays" of 25 yards or more from scrimmage. The Ducks have 51 this season through 11 games, including five vs. Colorado on Nov. 22. Seventeen of those plays have resulted in touchdowns. Last season the Ducks racked up 67, with 21 resulting in touchdowns.

80 - D. Allen rec. at WSU (Mariota)\*

70 - D. Allen rec. vs. MSU (Mariota)\*

66 - P. Brown rec. vs. UW (Mariota)

64 - Carrington rec. vs. MSU (Mariota)

62 - Stanford rec. vs. SD (Mariota)\*

61 - Mariota rush at UTAH

57 - Lowe rec. at WSU (Mariota)\*

54 - Marshall rec. vs. CAL (Mariota)\*

53 - Marshall rush vs. SD

46 - Mariota rush vs. COLO\*

41 - D. Allen rec. at UTAH (Mariota)

41 - Mariota rush at WSU

41 - Marshall rec. vs. SD (Mariota)\*

40 - Mariota rush vs. MSU

38 - Freeman rush vs. MSU\*

37 - Freeman rush vs. UW\*

37 - Lowe rec. vs. MSU (Mariota)\*

34 - Stanford rec. at UTAH (Mariota)\*

34 - Stanford rec. vs. AZ (Mariota)

34 - Carrington rec. vs. SD (Mariota)

33 - Freeman rush at UTAH

32 - Marshall rec. vs. CAL (Mariota)

31 - Marshall rec. vs. COLO (Mariota)

31 - Nelson rec. vs. COLO (Mariota)\*

31 - P. Brown rec. at UTAH (Mariota)

31 - P. Brown rec. vs. UCLA (Mariota)\*

31 - P. Brown rec. vs. UCLA (Mariota)

30 - Freeman rec. vs. STAN (Mariota)

30 - P. Brown rec. vs. STAN (Mariota)

30 - D. Allen rec. vs. UCLA (Mariota)

30 - Marshall rush vs. WYO\*

29 - Carrington rec. vs. COLO (Mariota)

29 - Marshall rec. vs. UCLA (Mariota)

29 - D. Allen rec. at WSU (Mariota)

28 - P. Brown rec. vs. UW (Mariota)

28 - D. Allen rec. vs. AZ (Mariota)

28 - Mariota rush at WSU

28 - P. Brown rec. vs. SD (Lockie)



72 - Freeman rush vs. COLO  
 27 - D. Allen rec. vs. CAL (Mariota)  
 27 - P. Brown rec. at WSU (Mariota)  
 27 - Lowe rec. at WSU (Mariota)  
 27 - Bassett rec. vs. WYO (Lockie)  
 27 - Marshall rush vs. WYO  
 26 - Mariota rec. vs. AZ (Freeman)\*  
 26 - Freeman rush vs. SD\*  
 25 - Carrington rec. vs. STAN (Mariota)\*  
 25 - Freeman rush vs. CAL  
 25 - Marshall rec. vs. CAL (Mariota)  
 25 - Carrington rec. vs. UW (Mariota)  
 25 - Marshall rec. vs. SD (Mariota)  
 \* indicates touchdown

#### ESPN COLLEGE GAMEDAY EXTENDS RECORD STREAK IN EUGENE

ESPN College GameDay produced its live weekly college football preview show from the University of Oregon's Memorial Quad on Sept. 6, marking the ninth appearance in Eugene by the immensely popular show which features host Chris Fowler along with analysts Lee Corso, Kirk Herbstreit, Desmond Howard and David Pollack. Oregon, the only school to host GameDay five consecutive years, has now done it six straight. With a 46-27 win over then-No. 7 Michigan State, the Ducks now boast a 7-2 record when the show airs from Eugene, with their only defeats coming vs. No. 18 Stanford in overtime in 2012 and against No. 6 Cal, 31-24, in 2007. Last year a second-ranked Oregon squad took down No. 12 UCLA, 42-14. Other home wins in front of GameDay were the No. 9 Ducks over No. 18 Arizona State in 2011 (41-27), a 52-31 victory over No. 9 Stanford in 2010 (UO was No. 4), a 47-20 Halloween upset of fourth-ranked USC in '09 (UO was No. 10), a 35-23 win vs. No. 6 Arizona State in '07 (UO was No. 4) and a 29-10 upset of No. 6 UCLA in 2000 (UO was unranked).

#### NON-CONFERENCE SUCCESS

Since 2000, Oregon is 37-6 in regular season, out-of-conference contests, earning notable victories against the likes of Oklahoma, Wisconsin, Michigan (x2) and Michigan State. During that stretch, the Ducks are 3-1 against the SEC, 6-2 vs. the Big Ten, 1-1 vs. the Big 12, 5-0 against the Mountain West, 12-2 vs. the WAC, 2-0 against Conference USA and 7-0 vs. FCS teams.

#### 2014 PLAYERS OF THE WEEK

##### Devon Allen, Fr., WR

Week 2 • Michigan State

•Athlon co-Freshman of the Week

##### Royce Freeman, Fr., RB

Week 2 • Michigan State

•Athlon co-Freshman of the Week

##### Marcus Mariota, Jr., QB

Week 10 • Stanford

•Pac-12 Player of the Week (offense)

Week 9 • Cal

•Pac-12 Player of the Week (offense)

Week 8 • Washington

•Senior Bowl National Player of the Week

Week 4 • Washington State

•CFPA National QB of the Week

Week 2 • Michigan State

•Walter Camp National POTW

•Davey O'Brien National QB

•Pac-12 Player of the Week (offense)

•Athlon National POTW

•CFPA National Performer/QB of the Week

##### Charles Nelson, Fr., WR

Week 1 • South Dakota

•CFPA Punt Returner Performer of the Week

Week 9 • Cal

•CFPA Punt Returner Performer of the Week

##### Joe Walker, Jr., LB

Week 11 • Utah

•CFPA Linebacker Performer of the Week

#### DUCKS ON WATCH LISTS

##### Pharaoh Brown, Jr., TE

•Mackey Award (tight end)

##### Ifo Ekpre-Olomu, Sr., CB

•Walter Camp Award (player of the year)

•Bednarik Award\* (defensive player)

•Bronko Nagurski Trophy (defensive player)

•**Jim Thorpe Award\*\* (defensive back)**

•Lott IMPACT Trophy\* (defensive player)

\*Semifinalist • \*\*Finalist

##### Jake Fisher, Sr., OT

•Outland Trophy (interior lineman)\*

\*Semifinalist

##### Hroniss Grasus, Sr., C

•Outland Trophy (interior lineman)

•Rimington Trophy (center)

•Rotary Lombardi Award (lineman/linebacker)

##### Tyler Johnstone, Jr., OT

•Outland Trophy (interior lineman)

•Rotary Lombardi Award (lineman/linebacker)

##### Derrick Malone, Sr., ILB

•Bronko Nagurski Trophy (defensive player)

•Butkus Award (linebacker)

•Rotary Lombardi Award (lineman/linebacker)

##### Marcus Mariota, Jr., QB

•Walter Camp Award\* (player of the year)

•**Maxwell Award\*\* (player of the year)**

•**Davey O'Brien Award\*\* (quarterback)**

\*Semifinalist • \*\*Finalist

##### Byron Marshall, Jr., RB

•Maxwell Award (player of the year)

•Doak Walker Award (running back)

##### Johnny Mundt, So., TE

•Mackey Award (tight end)

##### Thomas Tyner, So., RB

•Maxwell Award (player of the year)

•Doak Walker Award (running back)

##### Tony Washington, Sr., OLB

•Bronko Nagurski Trophy (defensive player)

# #SuperMariota

## MARCUS MARIOTA CAREER PASSING GAME-BY-GAME

2012	Att	Cmp	Int	Pct	Yds	TD	Lg	Sck	Yds	Effic
Arkansas State	22	18	0	81.8	200	3	22	1	9	203.2
Fresno State	27	19	0	70.4	166	1	22	3	34	134.2
Tennessee Tech	28	21	1	75.0	308	4	49	1	5	207.4
Arizona	35	20	1	57.1	260	2	55	0	0	132.7
Washington State	32	21	2	65.6	169	1	30	2	13	107.8
Washington	24	15	1	62.5	198	4	48	1	1	178.5
Arizona State	12	9	0	75.0	46	1	11	1	5	134.7
Colorado	14	10	0	71.4	136	2	48	0	0	200.2
USC	23	20	0	87.0	304	4	36	3	17	255.4
California	34	27	0	79.4	377	6	39	0	0	230.8
Stanford	37	21	1	56.8	207	1	28	3	11	107.3
Oregon State	24	17	0	70.8	140	1	28	1	4	133.6
Kansas State	24	12	0	50.0	166	2	24	1	4	135.6
TOTALS	336	230	6	68.5	2677	32	55	17	103	163.2
2013	Att	Cmp	Int	Pct	Yds	TD	Lg	Sck	Yds	Effic
Nicholls	21	12	0	57.1	234	1	46	0	0	166.5
Virginia	28	14	0	50.0	199	2	31	0	0	133.3
Tennessee	33	23	0	69.7	456	4	57	2	12	225.8
California	25	11	0	44.0	114	2	28	1	4	108.7
Colorado	27	16	0	59.3	355	5	75	1	6	230.8
Washington	31	24	0	77.4	366	3	65	1	7	208.5
Washington State	32	23	0	71.9	327	2	35	3	17	178.3
UCLA	28	21	0	75.0	230	1	31	2	8	155.8
Stanford	34	20	0	58.8	250	2	26	3	21	140.0
Utah	26	19	0	73.1	288	3	57	3	23	204.2
Arizona	41	27	2	65.9	308	2	30	0	0	135.3
Oregon State	34	17	2	50.0	285	3	44	0	0	137.8
Texas	26	18	0	69.2	253	1	27	2	13	163.7
TOTALS	374	237	4	63.4	3528	31	75	18	111	167.8
2014	Att	Cmp	Int	Pct	Yds	TD	Lg	Sck	Yds	Effic
South Dakota	20	14	0	70.0	267	3	62	0	0	231.6
Michigan State	28	17	0	60.7	318	3	70	3	23	191.5
Wyoming	23	19	0	82.6	221	2	20	0	0	192.0
Washington State	25	21	0	84.0	329	5	80	7	48	260.5
Arizona	32	20	0	62.5	276	2	34	5	10	155.6
UCLA	27	17	0	63.0	210	2	31	0	0	152.7
Washington	33	24	0	72.7	336	2	66	3	16	178.3
California	30	18	1	60.0	326	5	54	0	0	199.6
Stanford	30	19	1	63.3	258	2	30	1	7	150.9
Utah	29	17	0	58.6	239	3	41	4	28	162.0
Colorado	32	24	0	75.0	323	3	31	2	8	190.7
TOTALS	309	210	2	68.0	3103	32	80	25	140	185.2
CAREER	1031	685	12	66.4	9445	95	80	60	306	170.9

## MARCUS MARIOTA CAREER RUSHING GAME-BY-GAME

Freshman	No-Yds/TD	ARKST	FS	TTU	ARIZ	WSU	WASH	ASU	COLO	USC	CAL	STAN	OSU	KS
2012	106-752/5	4-24/0	14-67/0	4-17/0	5-17/0	9-56/1	7-40/0	10-135/1	4-22/1	15-96/0	6-42/0	12-89/0	8-85/1	8-62/1
Sophomore	No-Yds/TD	NICH	VA	UT	CAL	COLO	WASH	WSU	UCLA	STAN	UTAH	ARIZ	OSU	TEX
2013	96-715/9	5-113/2	4-122/1	6-27/1	6-33/1	7-43/2	13-88/1	8-67/1	7-18/0	6-16/0	4-18/0	8-52/0	7-53/0	15-133/0
Junior	No-Yds/TD	USD	MSU	WYO	WSU	ARIZ	UCLA	WASH	CAL	STAN	UTAH	COLO		
2014	97-597/9	6-43/1	9-42/0	5-71/2	13-58/0	9-1/0	7-75/2	7-1/0	6-36/0	9-85/2	18-114/18-73/1			
CAREER	299-2064/23													

### 2012 HONORS

- Honorable Mention All-America (SI.com)
- Pac-12 All-Conference 1st Team (Pac-12 Coaches, ESPN.com, Phil Steele)
- Pac-12 Offensive Freshman of the Year (Pac-12 Coaches)
- Pac-12 Academic All-Conference Honorable Mention
- Pac-12 Player of the Week (x2)
- Manning Award Finalist
- Team's Most Outstanding Player (Skeie's Award)

### 2013 HONORS

- Pac-12 All-Conference 1st Team (Pac-12 Coaches, ESPN.com, Phil Steele)
- Manning Award Finalist
- Team's Most Outstanding Player (Skeie's Award)

### 2014 HONORS

- Walter Camp National Player of the Week (MSU)
- Davey O'Brien Quarterback of the Week (MSU)
- Pac-12 Player of the Week (MSU, (Cal), (STAN))
- Senior Bowl Player of the Week (WASH)







#SuperMariota

# MARCUS MARIOTA

## PICTURE PERFECT

Statistic	2014	NCAA Rank	Career
Completion-Attempts	210-309	n/a	<b>685-1,031</b>
Passing Yards	3,103	13th	<b>9,445</b>
Passing Touchdowns	<b>32</b>	<b>3rd</b>	<b>95</b>
Interceptions	<b>2</b>	<b>2nd</b>	12
Passing Yards Per Attempt	<b>10.0</b>	<b>1st</b>	9.2
Passing Yards Per Game	282.1	15th	255.3
Completion Percentage	<b>68.0</b>	<b>8th</b>	66.4

Statistic	2014	NCAA Rank	Career
Passing Efficiency	<b>185.19</b>	<b>1st</b>	<b>171.47</b>
QBR	<b>91.8</b>	<b>1st</b>	<b>88.7</b>
Total Offense Per Game	336.4	5th	<b>311.1</b>
Average Yards Per Play	<b>9.11</b>	<b>3rd</b>	<b>8.65</b>
Rushing Yards	597	-	<b>2,064</b>
Rushing Touchdowns	9	57th	23
Points Responsible For	<b>252</b>	<b>1st</b>	<b>720</b>



Dak Prescott



Jameis Winston



Bryce Petty



Trevone Boykin

	PRESCOTT			WINSTON			PETTY			BOYKIN		
Statistic	2014	NCAA Rank	Career	2014	NCAA Rank	Career	2014	NCAA Rank	Career	2014	NCAA Rank	Career
Completion-Attempts	189-308	n/a	363-604	<b>242-368</b>	n/a	500-752	182-312	n/a	442-729	<b>229-386</b>	n/a	501-854
Passing Yards	2,714	31st	4,848	<b>3,125</b>	<b>12th</b>	7,182	2,683	32nd	7,023	3,021	17th	6,273
Passing Touchdowns	23	18th	37	19	38th	59	23	18th	56	24	16th	46
Interceptions	10	-	17	13	-	23	5	44th	<b>8</b>	5	44th	22
Passing Yards Per Attempt	8.8	10th	8.0	8.5	16th	<b>9.5</b>	8.6	13th	9.6	7.8	32nd	7.3
Passing Yards Per Game	246.7	34th	138.5	<b>312.5</b>	<b>6th</b>	<b>287.3</b>	298.1	11th	226.5	302.1	8th	184.5
Completion Percentage	61.4	37th	60.1	66.0	15th	<b>66.5</b>	58.3	67th	60.6	59.3	56th	58.7
Passing Efficiency	153.53	13th	142.10	147.33	21st	166.48	151.68	16th	164.7	143.00	30th	132.98
QBR	80.0	9th	85.2	79.0	12th	84.2	68.6	38th	82.1	70.7	30th	54.7
Total Offense Per Game	327.7	6th	191.0	318.4	13th	298.4	312.1	16th	238.3	<b>356.9</b>	<b>3rd</b>	222.1
Average Yards Per Play	7.53	18th	7.11	7.78	15th	8.47	7.49	20th	8.21	7.03	37th	6.25
Rushing Yards	<b>891</b>	<b>53rd</b>	1,838	59	-	278	126	-	363	548	-	1,278
Rushing Touchdowns	<b>12</b>	<b>20th</b>	<b>29</b>	3	-	7	4	-	19	7	93rd	17
Points Responsible For	216	5th	414	132	44th	396	162	20th	452	186	11th	378

Bolded stat indicates leader among Mariota, Prescott, Winston, Petty and Boykin | NCAA Rank is for the 2014 season | Per game stats includes all games played | Career QBR is the average QBR all seasons

## NOTABLES

<b>400 Yards Total Offense</b>	<b>2014</b>	<b>Career</b>
Marcus Mariota	0	4
<b>400 Yards Passing</b>	<b>2014</b>	<b>Career</b>
Marcus Mariota	0	1
<b>300 Yards Passing</b>	<b>2014</b>	<b>Career</b>
Marcus Mariota	5	13
<b>Multiple TD Passing Games</b>	<b>2014</b>	<b>Career</b>
Marcus Mariota	11	29
<b>3 (or more) TD Passing Games</b>	<b>2014</b>	<b>Career</b>
Marcus Mariota	6	16
<b>4 (or more) TD Passing Games</b>	<b>2014</b>	<b>Career</b>
Marcus Mariota	2	8
<b>5 (or more) TD Passing Games</b>	<b>2014</b>	<b>Career</b>
Marcus Mariota	2	4
<b>6 TD Passing Games</b>	<b>2014</b>	<b>Career</b>
Marcus Mariota	0	1
<b>100 Yards Rushing</b>	<b>2014</b>	<b>Career</b>
Byron Marshall	0	7
Marcus Mariota	1	5
Royce Freeman	4	4
Thomas Tyner	0	1
<b>Multiple TD Rushing Games</b>	<b>2014</b>	<b>Career</b>
Royce Freeman	6	6
Marcus Mariota	3	5
Byron Marshall	0	5
Thomas Tyner	1	3
<b>4 TD Rushing Games</b>	<b>2014</b>	<b>Career</b>
Royce Freeman	1	1
<b>3 TD Rushing Games</b>	<b>2014</b>	<b>Career</b>
Byron Marshall	0	2
Royce Freeman	1	1
<b>100 Yards Receiving</b>	<b>2014</b>	<b>Career</b>
Devon Allen	2	2
Byron Marshall	2	2
Bralon Addison	0	2
Keanon Lowe	1	1
Dwayne Stanford	1	1
Johnny Mundt	0	1
<b>Multiple TD Receiving Games</b>	<b>2014</b>	<b>Career</b>
Devon Allen	2	2
Byron Marshall	2	2
Bralon Addison	0	2
Keanon Lowe	1	1
Charles Nelson	1	1
Dwayne Stanford	1	1
Johnny Mundt	0	1
<b>Double Digit Tackles</b>	<b>2014</b>	<b>Career</b>
Derrick Malone Jr.	1	7
Erick Dargan	4	4
Ifo Ekpre-Olomu	0	2
DeForest Buckner	1	1
Rodney Hardrick	1	1
<b>Interceptions</b>	<b>2014</b>	<b>Career</b>
Erick Dargan	5	11
Ifo Ekpre-Olomu	2	9
Troy Hill	1	3
Derrick Malone	0	3
Dior Mathis	0	3
Rodney Hardrick	1	2
Tyson Coleman	1	1
Reggie Daniels	1	1
Isaac Dixon	0	1
<b>Punt Return TDs</b>	<b>2014</b>	<b>Career</b>
Charles Nelson	2	2

## 400-YARD TOTAL OFFENSE

MARCUS MARIOTA (4)			
Yds	Pass-Run	Opponent	Yr
483	456-27	Tennessee	2013
454	366-88	@Washington	2013
419	377-42	@California	2012
400	304-96	@USC	2012

## 400-YARD PASSING GAMES

MARCUS MARIOTA (1)			
Yds	Comp-Att	Opponent	Yr
456	23-33	Tennessee	2013

## 300-YARD PASSING GAMES

MARCUS MARIOTA (13)			
Yds	Comp-Att	Opponent	Yr
456	23-33	Tennessee	2013
377	27-34	@California	2012
366	24-31	@Washington	2013
355	16-27	@Colorado	2013
336	24-33	Washington	2014
332	24-32	Colorado	2014
326	18-30	vs. California	2014
329	21-25	@Washington State	2014
327	23-32	Washington State	2013
318	17-28	Michigan State	2014
308	27-41	@Arizona	2013
308	21-28	Tennessee Tech	2012
304	20-23	@USC	2012

## 100-YARD RUSHING GAMES

BYRON MARSHALL (7)			
Yds	Att	Opponent	Yr
192	21	Washington State	2013
133	19	UCLA	2013
130	19	California	2013
125	13	Tennessee Tech	2012
124	8	Nicholls	2013
122	23	@Colorado	2013
106	19	@Washington	2013

## MARCUS MARIOTA (5)

Yds	Att	Opponent	Yr
135	10	@Arizona State	2012
133	15	Texas	2013
122	4	@Virginia	2013
114	18	@Utah	2014
113	5	Nicholls	2013

## ROYCE FREEMAN (4)

Yds	Att	Opponent	Yr
169	29	Washington	2014
121	18	UCLA	2014
112	22	vs. California	2014
105	17	Colorado	2014

## THOMAS TYNER (1)

Yds	Att	Opponent	Yr
140	22	Oregon State	2013

## 100-YARD RECEIVING GAMES

BRALON ADDISON (2)			
Yds	Rec	Opponent	Yr
158	6	@Colorado	2013
157	8	@Washington	2013

## DEVON ALLEN (2)

Yds	Rec	Opponent	Yr
142	8	@Washington State	2014
110	3	Michigan State	2014

## BYRON MARSHALL (2)

Yds	Rec	Opponent	Yr
138	8	South Dakota	2014
133	4	vs. California	2014

## KEANON LOWE (1)

Yds	Rec	Opponent	Yr
104	5	@Washington State	2014

## JOHNNY MUNDT (1)

Yds	Rec	Opponent	Yr
121	5	South Dakota	2013

## DWAYNE STANFORD (1)

Yds	Rec	Opponent	Yr
103	6	vs. California	2014

## STREAKS

## Consecutive Games w/ TD

Marcus Mariota	3
Royce Freeman	2
Evan Baylis	1
Charles Nelson	1

## Consecutive Games w/ TD Pass

Marcus Mariota	37
----------------	----

## Consecutive Games w/ Reception

Byron Marshall	12
Devon Allen	11
Dwayne Stanford	7
Royce Freeman	5
Keanon Lowe	3
Charles Nelson	3
Evan Baylis	1
Darren Carrington	1
Zac Schuller	1

## Consecutive Games w/ Multiple Receptions

Devon Allen	10
Byron Marshall	8
Dwayne Stanford	7
Keanon Lowe	3
Evan Baylis	1
Darren Carrington	1
Charles Nelson	1
Zac Schuller	1

## Consecutive Games TD Catch

Charles Nelson	1
Evan Baylis	1

## Consecutive Games w/ Double-Digit Tackles

## Consecutive Games w/ Interception

## Consecutive Games w/ Sack

Arik Armstead	1
Joe Walker	1

## Consecutive Starts

Ifo Ekpre-Olomu	38
Marcus Mariota	37
Tony Washington	25
Rodney Hardrick	24
Hamani Stevens	24
DeForest Buckner	15
Alex Balducci	11
Tyson Coleman	11
Reggie Daniels	11
Cameron Hunt	10
Royce Freeman	8
Troy Hill	8
Jake Fisher	6
Dwayne Stanford	6
Byron Marshall	5
Arik Armstead	3
Keanon Lowe	3
Tyrell Crosby	2
Devon Allen	1
Doug Brenner	1
Erick Dargan	1
Derrick Malone	1



## 2014 OREGON DEPTH CHART • WEEK 14 OREGON STATE

### OFFENSE

<b>WR</b> 9	Byron MARSHALL (5-10, 205, Jr.)	Leads team in receptions (50) and is 2nd in all-purpose yards (90.7 per game); 4+ catches in 8 of 11 games
(or) 85	Dwayne STANFORD (6-5, 201, So.)	Has 27 catches (320 yards/5 TD) in last 7 games after finishing 1st 4 games w/ 5 catches (107 yards/1 TD)
<b>WR</b> 7	Keanon LOWE (5-9, 186, Sr.)	Tied for team high w/ 4 catches (42 yards) in Colorado game; TD catches in 3 of 9 games played
87	Darren Carrington (6-2, 191, Fr.)	Scored 1st career TD vs. Stanford; 13 catches in last 5 games; father Darren was an 8-yr NFL safety
<b>WR</b> 5	Devon ALLEN (6-0, 185, Fr.)	Tied for team lead w/ 6 TD catches; has multiple receptions in last 10 games; NCAA hurdle champ
6	Charles Nelson (5-8, 170, Fr.)	Season-high 3 catches vs. Colorado including 2 TDs; 4 TDs on season (2 punt returns/2 receptions)
<b>LT</b> 75	Jake FISHER (6-6, 300, Sr.)	A semifinalist for the Outland Trophy; Oregon is 9-0 in games he has played.
73	Tyrell Crosby (6-5, 310, Fr.)	Has started 5 games; 2 at LT and 3 at RT
<b>LG</b> 54	Hamani STEVENS (6-3, 297, Sr.)	Made 24th straight start vs. Colorado (1st career start at center); in 2013 - first 8 starts at RG & last 5 at LG
(or) 57	Doug BRENNER (6-2, 305, Fr.)	Has played in 7 games, including last 5; sister (Liz) is a two-time all-American in VB at Oregon
<b>C</b> 55	Hroniss GRASU (6-3, 297, Sr.)	Had 50-game starting streak snapped vs. Colorado; 2x 1st-team all-Pac-12
(or) 54	Hamani STEVENS (6-3, 297, Sr.)	Started at center in place of injured Grasu against Colorado
<b>RG</b> 78	Cameron HUNT (6-4, 290, So.)	Started last 9 games after coming off the bench to play vs. South Dakota; started 7 games as freshman in 2013
76	Jake Pisarcik (6-2, 295, Fr.)	Started at right guard vs. South Dakota; son of former NFL quarterback Joe Pisarcik
<b>RT</b> 73	Tyrell CROSBY (6-5, 310, Fr.)	Started last two games at RT; Also started 3 games earlier in the season
(or) 62	Matt PIERSON (6-6, 285, Jr.)	Made 1st career start at Washington State; Started 6 straight games before missing Utah/Colorado games
(or) 72	Andre YRURETAGOYENA (6-5, 290, Jr.)	Started first two games at RT before missing next 8 w/ injury; returned to play against Colorado
<b>TE</b> 81	Evan BAYLIS (6-6, 250, So.)	Caught 1st career touchdown pass against Colorado; Caught 2 passes for 33 yards in start vs. Buffs
83	Johnny Mundt (6-4, 250, So.)	Played in 9 games; Has two receptions, both coming against South Dakota; 16 receptions in 2013
<b>QB</b> 8	Marcus MARIOTA (6-4, 219, Jr.)	Has thrown 95 career TDs with just 12 interceptions; 2013/14 totals: 63 TDs and 6 interceptions
17	Jeff Lockie (6-2, 200, So.)	Played in 6 games; completing 76 percent of passes (19-of-25) including a 11-of-12 effort vs. SD
<b>RB</b> 21	Royce FREEMAN (5-11, 229, Fr.)	704 yards (117.3/game) rushing in last 6 games; 10th in the nation in rushing TDs w/ 16; multiple TDs in 6 games
24	Thomas Tyner (5-11, 215, So.)	Double digit carries in 7 of 9 games played; 3rd on team in rushing w/ 387 yards

### DEFENSE

<b>DE</b> 9	Arik ARMSTEAD (6-8, 290, Jr.)	Matched season-high w/ 5 tackles at Utah; Has 8 tackles in last 2 games including sack vs. Colorado
55	Tui Talia (6-5, 285, Jr.)	Has recorded tackles in 4 of last 5 games; recovered fumbles in UCLA & UW games; has 12 tackles in 11 games
<b>NG</b> 56	Alex BALDUCCI (6-4, 310, Jr.)	Has 10 tackles, 2.5 TFL and a sack during 2014 season; recovered a fumble at Cal
99	Sam Kamp (6-4, 290, Jr.)	Started UCLA and Cal games at DE; has 10 tackles and a sack in the last 6 games
<b>DE</b> 44	DeForest BUCKNER (6-7, 290, Jr.)	4th on team w/ 60 tackles; leads team with 10.0 TFL; 6+ tackles in 6 games; career-high 11 TT vs. Arizona
45	T.J. Daniel (6-6, 270, So.)	9 of his 11 tackles came in Arizona, UCLA, UW 3-game stretch; former TE
<b>OLB</b> 91	Tony WASHINGTON (6-3, 250, Sr.)	Has team-best 22.0 career TFL and 12.5 sacks; 2nd on team w/ 4.0 sacks; named HM all-Pac-12 in 2013
96	Christian French (6-4, 245, Jr.)	Leads team w/ 5.5 sacks; Had 3 consecutive game sack streak snapped at Utah; 2.0 sacks vs. Washington
<b>ILB</b> 48	Rodney HARDRICK (6-1, 247, Jr.)	Started 24th straight game vs. Colorado; has 6+ tackles in 7 of last 9 games w/ career high 10 vs. Arizona
46	Danny Mattingly (6-5, 250, Fr.)	Made season-high 4 tackles w/ 1st career sack vs. Cal; played in last 6 games after missing 4 straight
<b>ILB</b> 35	Joe WALKER (6-2, 240, Jr.)	Started 5 games; tied NCAA record w/ 100-yard fumble return at Utah (5th 100-yard return in NCAA history)
22	Derrick Malone Jr. (6-2, 220, Sr.)	7th career double-digit tackle game against Arizona (11) and 1st of senior season; started Colorado game
<b>OLB</b> 33	Tyson COLEMAN (6-1, 235, Jr.)	Had career-high 6 tackles at Utah as well as first career interception; multiple tackles in last 4 games
86	Torrodne Prevot (6-3, 222, So.)	Made 4 tackles w/ TFL vs. Colorado; finished with 2 tackles, a sack and a forced fumble at Cal
<b>CB</b> 14	Ifo EKPRE-OLOMU (5-10, 195, Sr.)	9th career interception vs. UCLA; 1st-team all-America by ESPN.com and Fox Sports in 2013; 2x 1st-team all-Pac-12
12	Chris Seisay (6-1, 187, Fr.)	Had 1 tackle and 1 pass breakup vs. Colorado; made 1st career start vs. Wyoming in place of Troy Hill
<b>S</b> 4	Erick DARGAN (5-11, 210, Sr.)	Has double-digit tackles in 3 of last 6 games; tied for 11th in nation w/ 5 INT; leads UO in tackles & interceptions
2	Tyree Robinson (6-4, 200, Fr.)	Made 1st career start at Utah; had 5 solo tackles vs. MSU; finished w/ 2 solo tackles in Colorado game
<b>S</b> 8	Reggie DANIELS (6-1, 205, So.)	6th on team in tackles w/ 58; has 6+ tackles in 7 of 11 games; picked off 1st career pass vs. Arizona
17	Juwaan Williams (6-0, 190, Fr.)	Made season-high 4 tackles at Utah; 11 tackles and a sack during season
<b>CB</b> 13	Troy HILL (5-11, 175, Sr.)	Started last 8 games after missing WYO game; helped hold Nelson Spruce to 2 catches (16 yards) in Colorado game
3	Dior Mathis (5-9, 179, Sr.)	Made 1st career sack in win over Wyoming; has 12 tackles and 3 PBU

### SPECIAL TEAMS

<b>KO</b> 49	Matt WOGAN (6-2, 210, So.)	17 touchbacks on 53 kickoffs
41	Aidan Schneider (6-4, 240, Fr.)	7 touchbacks on 36 kickoffs
<b>PK</b> 41	Aidan SCHNEIDER (6-4, 240, Fr.)	5-for-5 on FG attempts, including 3-for-3 at Utah; career long 42-yard FG; missed Colorado game
(or) 49	Matt WOGAN (6-2, 210, So.)	5-for-7 in FG attempts in 2014; 12-for-16 in career FG attempts w/ long of 39; 1-for-1 vs. Colorado
<b>P</b> 38	Ian WHEELER (6-0, 200, Fr.)	Averaging 39.4 yards per punt w/ a long of 53 yards and 7 punts inside 20-yard line (3 vs. Colorado)
49	Matt Wogan (6-2, 210, So.)	Has yet to punt in a game during 2 seasons w/ Ducks
<b>KR</b> 6	Charles NELSON (5-8, 170, Fr.)	13 returns for 249 yards on season (19.2 ypr)
7	Keanon Lowe (5-9, 186, Sr.)	19 career returns for 388 yards (20.4 yards per return); 1 return for 10 yards vs. South Dakota
<b>KR</b> 9	Byron MARSHALL (5-10, 205, Jr.)	Has 1 return in 2014 for 20 yards; 3 career returns for an average of 12.3 ypr w/ long of 21 yards
5	Devon ALLEN (6-0, 185, Fr.)	Returned 3 kicks for 99 yards w/ long of 45 yards vs. Cal; 27.0 average on 7 returns in 2014
<b>PR</b> 6	Charles NELSON (5-8, 170, Fr.)	2nd in nation w/ 2 returns for TD; 17.0 ypr would rank 4th in nation if met 1.2 return per game minimum; 0.9 rpg
14	Ifo Ekpre-Olomu (5-10, 195, Sr.)	Returned 3 punts for 40 yards vs. MSU w/ long of 30 yards; 5 returns for 40 yards (8.0 ypr) on season
<b>LS</b> 58	Tanner CAREW (6-1, 200, Fr.)	The nation's top prep long snapper prospect out of HS; snaps on all punts and kicks
(or) 66	Devin MELENDEZ (6-2, 205, Fr.)	Walked on to team in August; Played middle linebacker at La Habra HS (Calif.); snapped vs. Colorado
<b>H</b> 12	Taylor ALIE (6-0, 185, Fr.)	Redshirted in 2013; Oregon's No. 3 quarterback; has rushed and thrown for 2-point conversions this season



## 2014 OREGON FOOTBALL NUMERICAL ROSTER

#	Name	Pos.	Ht	Wt	Cl-Exp	Hometown (Last School)
1	Chance Allen	WR	6-2	200	So.-1L*	Missouri City, TX (Ft. Bend Elkins)
1	Arrion Springs	DB	5-11	203	Fr.-HS	San Antonio, TX (Roosevelt)
2	Tyree Robinson	S	6-4	200	Fr.-RS*	San Diego, CA (Lincoln)
3	Ty Griffin	QB	6-0	191	Fr.-TR*	Powder Springs, GA (Ga. Tech)
3	Dior Mathis	CB	5-9	179	Sr.-3L*	Detroit, MI (Cass Tech)
4	Erick Dargan	S	5-11	210	Sr.-3L*	Pittsburg, CA (Pittsburg)
5	Devon Allen	WR	6-0	185	Fr.-RS*	Phoenix, AZ (Brophy Prep)
5	Issac Dixon	DB	5-11	197	Jr.-2L*	Opa Locka, FL (Monsignor Pace)
6	Dominique Harrison	DB	5-11	175	Jr.-JC	Tracy, CA (Contra Costa College)
6	Charles Nelson	WR	5-8	170	Fr.-HS	Daytona Beach, FL (Seabreeze)
7	Keanon Lowe	WR	5-9	186	Sr.-3L*	Portland, OR (Jesuit)
8	Reggie Daniels	S	6-1	205	So.-1L*	Chandler, AZ (Hamilton)
8	Marcus Mariota	QB	6-4	219	Jr.-2L*	Honolulu, HI (St. Louis)
9	Arik Armstead	DL	6-8	290	Jr.-2L	Sacramento, CA (Pleasant Grove)
9	Byron Marshall	RB	5-10	205	Jr.-2L	San Jose, CA (Valley Christian)
10	Johnathan Loyd	WR	5-8	165	Sr.-HS*	Las Vegas, NV (Bishop Gorman)
11	Bralon Addison	WR	5-10	190	Jr.-2L	Missouri City, TX (Ft. Bend Hightower)
11	Justin Hollins	OLB	6-6	220	Fr.-HS	Arlington, TX (Martin)
12	Taylor Alie	QB	6-0	175	Fr.-RS*	Eugene, OR (Sheldon)
12	Chris Seisay	CB	6-1	187	Fr.-RS*	American Canyon, CA (Am. Canyon)
13	Troy Hill	CB	5-11	175	Sr.-3L*	Youngstown, OH (St. Boneventure [CA])
14	Ifo Ekpre-Olomu	CB	5-10	195	Sr.-3L	Chino Hills, CA (Chino Hills)
15	Jalen Brown	WR	6-1	188	Fr.-HS	Phoenix, AZ (Mountain Pointe)
16	Morgan Mahalak	QB	6-3	195	Fr.-HS	Kentfield, CA (Marin Catholic)
17	Jeff Lockie	QB	6-2	200	So.-1L*	Alamo, CA (Monte Vista)
17	Juwaan Williams	S	6-0	190	Fr.-RS*	Tucker, GA (Tucker)
18	Jimmie Swain	ILB	6-2	225	Fr.-HS	Olathe, KS (Olathe North)
19	Austin Daich	WR	6-3	200	So.-SQ*	Aptos, CA (Watsonville)
20	Tony James	RB	5-9	180	Fr.-HS	Gainesville, FL (Gainesville)
21	Royce Freeman	RB	5-11	229	Fr.-HS	Imperial, CA (Imperial)
21	Mattrell McGraw	DB	5-10	179	Fr.-HS	New Orleans, LA (John Curtis)
22	Derrick Malone Jr.	ILB	6-2	220	Sr.-3L*	Colton, CA (Colton)
23	B.J. Kelley	WR	6-2	185	Jr.-2L*	Fresno, CA (Central)
24	Thomas Tyner	RB	5-11	215	So.-1L	Aloha, OR (Aloha)
25	Glen Ihenacho	DB	5-11	185	Fr.-HS	Carson, CA (Serra)
26	Casey Eugenio	RB	5-8	176	Fr.-HS	San Clemente, CA (JSerra)
26	Khalil Oliver	DB	6-0	197	Fr.-HS	Meridian, ID (Rocky Mountain)
27	Jeff Bieber	WR	6-2	178	Fr.-HS	Beaverton, OR (Sunset)
27	Johnny Ragin III	OLB	6-3	225	So.-TR	Wilsonville, OR (California)
29	Stephen Amoako	DB	5-11	185	So.-SQ*	Arlington, TX (Martin)
30	Ayele Forde	RB	5-7	181	Sr.-3L*	Victorville, CA (Silverado)
31	Kenny Bassett	RB	5-9	185	Sr.-2L*	Beverly Hills, CA (Beverly Hills)
32	Eddie Heard	OLB	6-3	245	So.-JC	Oakland, CA (Laney College)
33	Tyson Coleman	OLB	6-1	235	Jr.-2L*	Lake Oswego, OR (Lake Oswego)
34	Lane Roseberry	RB	6-1	233	So.-1L	Bly, OR (Lakeview)
35	Joe Walker	ILB	6-2	240	Jr.-1L	Palos Verdes, CA (L.A. Harbor Coll.)
36	Kani Benoit	RB	6-0	205	Fr.-RS*	Phoenix, AZ (Phx. Thunderbird)
37	J.J. Jones	RB	5-9	170	So.-SQ*	Los Angeles, CA (Harvard-Westlake)
37	Michael Manns	DB	5-11	172	So.-SQ*	Molalla, OR (Molalla)
38	Ian Wheeler	K	6-0	200	Fr.-RS*	Demorest, GA (Habersham Central)
40	Jesse Kelly	K	6-0	168	Fr.-HS	Ventura, CA (St. Bonaventure)
40	Taylor Stinson	TE	6-5	225	Fr.-HS	Happy Valley, OR (Clackamas)
41	Jarret LaCoste	RB	5-11	199	Jr.-TR*	Albany, OR (College of Siskiyous)
41	Aidan Schneider	K	6-4	240	Fr.-HS	Portland, OR (Grant)
42	Cody Carriger	OLB	6-6	240	So.-1L*	Butte, MT (Butte)
43	Bronson Yim	DB	5-10	185	Jr.-SQ*	Kapahulu, HI (St. Louis)
44	DeForest Buckner	DL	6-7	290	Jr.-2L	Waianae, HI (Punahou)
45	T.J. Daniel	DL	6-6	270	So.-1L*	Oakland, CA (Bishop O'Dowd)
46	Danny Mattingly	ILB	6-5	250	Fr.-RS*	Spokane, WA (Mead)
48	Rodney Hardrick	ILB	6-1	247	Jr.-2L*	Colton, CA (Colton)
48	Eric Solis	K	5-10	192	Sr.-SQ*	Panorama, CA (Notre Dame)
49	Matt Wogan	K	6-2	210	So.-1L	Indian Trail, NC (Porter Ridge)
50	Austin Maloata	DL	6-1	313	Fr.-HS	American Samoa (Centennial [CA])
51	Isaac Ava	ILB	5-10	265	Sr.-2L*	Ewa Beach, HI (St. Louis)
52	Ivan Faulhaber	OLB	6-2	224	Fr.-RS*	Eugene, OR (Sheldon)
53	Connor Johnson	LS	6-3	222	Fr.-RS*	Moorpark, CA (Oaks Christian)
54	Hamani Stevens	OL	6-3	307	Sr.-3L*	Hemet, CA (Hemet)
55	Hroniss Grasu	OL	6-3	297	Sr.-3L*	Los Angeles, CA (Crespi)
55	Tui Talia	DL	6-5	285	Jr.-JC	Concord, CA (Diablo Valley College)

#	Name	Pos.	Ht	Wt	Cl-Exp	Hometown (Last School)
56	Alex Balducci	DL	6-4	310	Jr.-2L	Portland, OR (Central Catholic)
57	Doug Brenner	OL	6-2	305	Fr.-RS*	Portland, OR (Jesuit)
57	Mike Garrity	OLB	6-1	235	Sr.-SQ*	San Carlos, CA (Archbishop Riordan)
58	Tanner Carew	LS	6-1	200	Fr.-HS	Chino Hills, CA (Damien)
59	Grant Thompson	ILB	5-11	230	Sr.-2L*	Cottage Grove, OR (Cottage Grove)
61	Brigham Stoehr	OL	6-0	274	Fr.-RS*	Moorpark, CA (Moorpark)
62	Matt Pierson	OL	6-6	285	Jr.-1L*	West Linn, OR (Jesuit)
63	Davis Miyashiro	OL	6-2	300	Fr.-HS	Honolulu, HI (Punahou)
64	Tyler Johnstone	OL	6-6	289	Jr.-2L*	Chandler, AZ (Hamilton)
65	Stetzon Bair	OL	6-9	290	Jr.-1L*	St. Anthony, ID (Iowa Western CC)
66	Devin Melendez	LS	6-2	205	Fr.-HS	La Habra, CA (La Habra)
67	Tanner Davies	OL	6-3	294	Fr.-HS	Eugene, OR (Sheldon)
68	Jamal Prater	OL	6-4	296	Jr.-SQ*	Etiwanda, CA (Etiwanda)
70	Matt McFadden	OL	6-4	321	So.-SQ*	Novato, CA (Marin Catholic)
71	Braden Eggert	OL	6-6	320	Fr.-HS	Napa, CA (Napa)
72	Andre Yruretagoyena	OL	6-5	290	Jr.-1L*	Scottsdale, AZ (Chaparral)
73	Tyrell Crosby	OL	6-5	310	Fr.-HS	Henderson, NV (Green Valley)
74	Elijah George	OL	6-5	275	Fr.-RS*	Las Vegas, NV (Arbor View)
75	Jake Fisher	OL	6-6	300	Sr.-3L	Traverse City, MI (Traverse City West)
76	Jake Pisarcik	OL	6-2	295	Fr.-RS*	Medford, NJ (Shawnee)
77	Haniteli Lousi	OL	6-5	308	Jr.-JC	Fremont, CA (Coll. of San Mateo)
78	Cameron Hunt	OL	6-4	290	So.-1L	Corona, CA (Centennial)
79	Evan Voeller	OL	6-5	295	Fr.-RS*	West Linn, OR (West Linn)
80	Koa Ka'ai	TE	6-4	245	Jr.-2L*	Honolulu, HI (Kamehameha)
81	Evan Baylis	TE	6-6	250	So.-1L*	Centennial, CO (Grandview)
82	Zac Schuller	WR	5-10	180	Jr.-JC	Moss Beach, CA (City College of SF)
83	Johnny Mundt	TE	6-4	250	So.-1L	Modesto, CA (Central Catholic)
85	Dwayne Stanford	WR	6-5	201	So.-1L*	Cincinnati, OH (Taft)
86	Torrodne Prevot	OLB	6-3	222	So.-1L	Houston, TX (Alief Taylor)
87	Darren Carrington	WR	6-2	191	Fr.-RS*	San Diego, CA (Horizon)
89	Chris Tewhill	WR	5-8	180	So.-RS*	Corte Madera, CA (College of Marin)
90	Jake McCreath	TE	6-3	235	So.-JC*	Ripon, CA (Modesto JC/Ripon)
91	Tony Washington	OLB	6-3	250	Sr.-3L*	Rancho Cucamonga, CA (Los Osos)
92	Henry Mondeaux	DL	6-5	256	Fr.-HS	Portland, OR (Jesuit)
93	Jason Sloan	DL	6-3	210	Fr.-RS*	Salem, OR (McKay)
93	Alec Eickert	K	5-10	175	Jr.-TR	St. Charles, IL (Taylor University)
94	Jonathan Kenion	DL	6-2	275	Fr.-RS*	Happy Valley, OR (So. Oregon)
95	Spencer Stark	DL	6-2	270	Fr.-HS	Modesto, CA (Central Catholic)
96	Christian French	OLB	6-5	245	Jr.-2L*	Cedar Rapids, IA (John F. Kennedy)
97	Will Genske	TE	6-4	215	Fr.-HS	Pasadena, CA (Pasadena Poly)
97	Jalen Jelks	DL	6-6	268	Fr.-HS	Phoenix, Ariz. (Desert Vista)
98	Jordan Kurahara	DL	6-8	220	Fr.-HS	Sherwood, OR (Sherwood)
99	Sam Kamp	DL	6-4	290	Jr.-2L*	Mesa, AZ (Mountain View)

\*Utilized Redshirt Year

## PRONUNCIATION GUIDE

Stephen Amoako	ah-MOH-koh
Isaac Ava	ah-vah
Kani Benoit	can-EYE ben-WAH
Cody Carriger	care-ih-grr
Ifo Ekpre-Olomu	ee-fo eck-pray-olo-muu
Ayele Forde	uh-yay-lay FORD
Hroniss Grasu	her-OH-niss GRASS-uu
Koa Ka'ai	KAI
Austin Maloata	mal-oh-ah-tah
Marcus Mariota	marr-ee-oh-tah
Henry Mondeaux	mon-dew
Khalil Oliver	kuh-lil
Jake Pisarcik	pih-SAR-chik
Torrodne Prevot	Tor-ROD-nee PREE-vo
Johnny Ragin	ray-ginn
Chris Seisay	SEE-say
Arrion Spings	air-E-on
Hamani Stevens	hah-MAH-nee
Evan Voeller	VOH-ler
Juwaan Williams	juu-WAHN
Andre Yruretagoyena	ee-roo-rettah-go-AIN-ya

# 2014 OREGON FOOTBALL ALPHABETICAL ROSTER

#	Name	Pos.	Ht	Wt	Cl-Exp	Hometown (Last School)	#	Name	Pos.	Ht	Wt	Cl-Exp	Hometown (Last School)
11	Bralon Addison	WR	5-10	190	Jr.-2L	Missouri City, TX (Ft. Bend Hightower)	40	Jesse Kelly	K	6-0	168	Fr.-HS	Ventura, CA (St. Bonaventure)
12	Taylor Alie	QB	6-0	175	Fr.-RS*	Eugene, OR (Sheldon)	94	Jonathan Kenion	DL	6-2	275	Fr.-RS*	Happy Valley, OR (So. Oregon)
1	Chance Allen	WR	6-2	200	So.-1L*	Missouri City, TX (Ft. Bend Elkins)	98	Jordan Kurahara	DL	6-8	220	Fr.-HS	Sherwood, OR (Sherwood)
5	Devon Allen	WR	6-0	185	Fr.-RS*	Phoenix, AZ (Brophy Prep)	41	Jarret LaCoste	RB	5-11	199	Jr.-TR*	Albany, OR (College of Siskiyous)
29	Stephen Amoako	DB	5-11	185	So.-SQ*	Arlington, TX (Martin)	17	Jeff Lockie	QB	6-2	200	So.-1L*	Alamo, CA (Monte Vista)
9	Arik Armstead	DL	6-8	290	Jr.-2L	Sacramento, CA (Pleasant Grove)	77	Haniteli Lousi	OL	6-5	308	Jr.-JC	Fremont, CA (Coll. of San Mateo)
51	Isaac Ava	ILB	5-10	265	Sr.-2L*	Ewa Beach, HI (St. Louis)	7	Keanon Lowe	WR	5-9	186	Sr.-3L*	Portland, OR (Jesuit)
65	Stetzon Bair	OL	6-9	290	Jr.-1L*	St. Anthony, ID (Iowa Western CC)	10	Johnathan Loyd	WR	5-8	165	Sr.-HS*	Las Vegas, NV (Bishop Gorman)
56	Alex Balducci	DL	6-4	310	Jr.-2L	Portland, OR (Central Catholic)	16	Morgan Mahalak	QB	6-3	195	Fr.-HS	Kentfield, CA (Marin Catholic)
31	Kenny Bassett	RB	5-9	185	Sr.-2L*	Beverly Hills, CA (Beverly Hills)	50	Austin Maloata	DL	6-1	313	Fr.-HS	American Samoa (Centennial [CA])
81	Evan Baylis	TE	6-6	250	So.-1L*	Centennial, CO (Grandview)	22	Derrick Malone Jr.	ILB	6-2	220	Sr.-3L*	Colton, CA (Colton)
36	Kani Benoit	RB	6-0	205	Fr.-RS*	Phoenix, AZ (Phx. Thunderbird)	37	Michael Manns	DB	5-11	172	So.-SQ*	Molalla, OR (Molalla)
27	Jeff Bieber	WR	6-2	178	Fr.-HS	Beaverton, OR (Sunset)	8	Marcus Mariota	QB	6-4	219	Jr.-2L*	Honolulu, HI (St. Louis)
57	Doug Brenner	OL	6-2	305	Fr.-RS*	Portland, OR (Jesuit)	9	Byron Marshall	RB	5-10	205	Jr.-2L	San Jose, CA (Valley Christian)
15	Jalen Brown	WR	6-1	188	Fr.-HS	Phoenix, AZ (Mountain Pointe)	3	Dior Mathis	CB	5-9	179	Sr.-3L*	Detroit, MI (Cass Tech)
44	DeForest Buckner	DL	6-7	290	Jr.-2L	Waianae, HI (Punahou)	46	Danny Mattingly	ILB	6-5	250	Fr.-RS*	Spokane, WA (Mead)
58	Tanner Carew	LS	6-1	200	Fr.-HS	Chino Hills, CA (Damien)	90	Jake McCreath	TE	6-3	235	So.-JC*	Ripon, CA (Modesto JC/Ripon)
42	Cody Carriger	OLB	6-6	240	So.-1L*	Butte, MT (Butte)	70	Matt McFadden	OL	6-4	321	So.-SQ*	Novato, CA (Marin Catholic)
87	Darren Carrington	WR	6-2	191	Fr.-RS*	San Diego, CA (Horizon)	21	Mattrell McGraw	DB	5-10	179	Fr.-HS	New Orleans, LA (John Curtis)
33	Tyson Coleman	OLB	6-1	235	Jr.-2L*	Lake Oswego, OR (Lake Oswego)	66	Devin Melendez	LS	6-2	205	Fr.-HS	La Habra, CA (La Habra)
73	Tyrell Crosby	OL	6-5	310	Fr.-HS	Henderson, NV (Green Valley)	63	Davis Miyashiro	OL	6-2	300	Fr.-HS	Honolulu, HI (Punahou)
19	Austin Daich	WR	6-3	200	So.-SQ*	Aptos, CA (Watsonville)	92	Henry Mondeaux	DL	6-5	256	Fr.-HS	Portland, OR (Jesuit)
45	T.J. Daniel	DL	6-6	270	So.-1L*	Oakland, CA (Bishop O'Dowd)	83	Johnny Mundt	TE	6-4	250	So.-1L	Modesto, CA (Central Catholic)
8	Reggie Daniels	S	6-1	205	So.-1L*	Chandler, AZ (Hamilton)	6	Charles Nelson	WR	5-8	170	Fr.-HS	Daytona Beach, FL (Seabreeze)
4	Erick Dargan	S	5-11	210	Sr.-3L*	Pittsburg, CA (Pittsburg)	26	Khalil Oliver	DB	6-0	197	Fr.-HS	Meridian, ID (Rocky Mountain)
67	Tanner Davies	OL	6-3	294	Fr.-HS	Eugene, OR (Sheldon)	62	Matt Pierson	OL	6-6	285	Jr.-1L*	West Linn, OR (Jesuit)
5	Issac Dixon	DB	5-11	197	Jr.-2L*	Opa Locka, FL (Monsignor Pace)	76	Jake Pisarcik	OL	6-2	295	Fr.-RS*	Medford, NJ (Shawnee)
71	Braden Eggert	OL	6-6	320	Fr.-HS	Napa, CA (Napa)	68	Jamal Prater	OL	6-4	296	Jr.-SQ*	Etiwanda, CA (Etiwanda)
93	Alec Eickert	K	5-10	175	Jr.-TR	St. Charles, IL (Taylor University)	86	Torrodney Prevot	OLB	6-3	222	So.-1L	Houston, TX (Alief Taylor)
14	Ifo Ekpre-Olomu	CB	5-10	195	Sr.-3L	Chino Hills, CA (Chino Hills)	27	Johnny Ragin III	OLB	6-3	225	So.-TR	Wilsonville, OR (California)
26	Casey Eugenio	RB	5-8	176	Fr.-HS	San Clemente, CA (JSerra)	2	Tyree Robinson	S	6-4	200	Fr.-RS*	San Diego, CA (Lincoln)
52	Ivan Faulhaber	OLB	6-2	224	Fr.-RS*	Eugene, OR (Sheldon)	34	Lane Roseberry	RB	6-1	233	So.-1L	Bly, OR (Lakeview)
75	Jake Fisher	OL	6-6	300	Sr.-3L	Traverse City, MI (Traverse City West)	41	Aidan Schneider	K	6-4	240	Fr.-HS	Portland, OR (Grant)
30	Ayele Forde	RB	5-7	181	Sr.-3L*	Victorville, CA (Silverado)	82	Zac Schuller	WR	5-10	180	Jr.-JC	Moss Beach, CA (City College of SF)
21	Royce Freeman	RB	5-11	229	Fr.-HS	Imperial, CA (Imperial)	12	Chris Seisay	CB	6-1	187	Fr.-RS*	American Canyon, CA (Am. Canyon)
96	Christian French	OLB	6-5	245	Jr.-2L*	Cedar Rapids, IA (John F. Kennedy)	93	Jason Sloan	DL	6-3	210	Fr.-RS*	Salem, OR (McKay)
57	Mike Garrity	OLB	6-1	235	Sr.-SQ*	San Carlos, CA (Archbishop Riordan)	48	Eric Solis	K	5-10	192	Sr.-SQ*	Panorama, CA (Notre Dame)
97	Will Genske	TE	6-4	215	Fr.-HS	Pasadena, CA (Pasadena Poly)	1	Arrion Springs	DB	5-11	203	Fr.-HS	San Antonio, TX (Roosevelt)
74	Elijah George	OL	6-5	275	Fr.-RS*	Las Vegas, NV (Arbor View)	85	Dwayne Stanford	WR	6-5	201	So.-1L*	Cincinnati, OH (Taft)
55	Hroniss Gras	OL	6-3	297	Sr.-3L*	Los Angeles, CA (Crespi)	95	Spencer Stark	DL	6-2	270	Fr.-HS	Modesto, CA (Central Catholic)
3	Ty Griffin	QB	6-0	191	Fr.-TR*	Powder Springs, GA (Ga. Tech)	54	Hamani Stevens	OL	6-3	307	Sr.-3L*	Hemet, CA (Hemet)
48	Rodney Hardrick	ILB	6-1	247	Jr.-2L*	Colton, CA (Colton)	40	Taylor Stinson	TE	6-5	225	Fr.-HS	Happy Valley, OR (Clackamas)
6	Dominique Harrison	DB	5-11	175	Jr.-JC	Tracy, CA (Contra Costa College)	61	Brigham Stoeher	OL	6-0	274	Fr.-RS*	Moorpark, CA (Moorpark)
32	Eddie Heard	OLB	6-3	245	So.-JC	Oakland, CA (Laney College)	18	Jimmie Swain	ILB	6-2	225	Fr.-HS	Olathe, KS (Olathe North)
13	Troy Hill	CB	5-11	175	Sr.-3L*	Youngstown, OH (St. Bonaventure [CA])	55	Tui Talia	DL	6-5	285	Jr.-JC	Concord, CA (Diablo Valley College)
11	Justin Hollins	OLB	6-6	220	Fr.-HS	Arlington, TX (Martin)	59	Grant Thompson	ILB	5-11	230	Sr.-2L*	Cottage Grove, OR (Cottage Grove)
78	Cameron Hunt	OL	6-4	290	So.-1L	Corona, CA (Centennial)	89	Chris Tewhill	WR	5-8	180	So.-RS*	Corte Madera, CA (College of Marin)
25	Glen Ihenacho	DB	5-11	185	Fr.-HS	Carson, CA (Serra)	24	Thomas Tyner	RB	5-11	215	So.-1L	Aloha, OR (Aloha)
20	Tony James	RB	5-9	180	Fr.-HS	Gainesville, FL (Gainesville)	79	Evan Voeller	OL	6-5	295	Fr.-RS*	West Linn, OR (West Linn)
97	Jalen Jelks	DL	6-6	268	Fr.-HS	Phoenix, Ariz. (Desert Vista)	35	Joe Walker	ILB	6-2	240	Jr.-1L	Palos Verdes, CA (L.A. Harbor Coll.)
53	Connor Johnson	LS	6-3	222	Fr.-RS*	Moorpark, CA (Oaks Christian)	91	Tony Washington	OLB	6-3	250	Sr.-3L*	Rancho Cucamonga, CA (Los Osos)
64	Tyler Johnstone	OL	6-6	289	Jr.-2L*	Chandler, AZ (Hamilton)	38	Ian Wheeler	K	6-0	200	Fr.-RS*	Demorest, GA (Habersham Central)
37	J.J. Jones	RB	5-9	170	So.-SQ*	Los Angeles, CA (Harvard-Westlake)	17	Juwaan Williams	S	6-0	190	Fr.-RS*	Tucker, GA (Tucker)
80	Koa Ka'ai	TE	6-4	245	Jr.-2L*	Honolulu, HI (Kamehameha)	49	Matt Wogan	K	6-2	210	So.-1L	Indian Trail, NC (Porter Ridge)
99	Sam Kamp	DL	6-4	290	Jr.-2L*	Mesa, AZ (Mountain View)	43	Bronson Yim	DB	5-10	185	Jr.-SQ*	Kapahulu, HI (St. Louis)
23	B.J. Kelley	WR	6-2	185	Jr.-2L*	Fresno, CA (Central)	72	Andre Yruretagoyena	OL	6-5	290	Jr.-1L*	Scottsdale, AZ (Chaparral)

\*Utilized Redshirt Year



## Game 11 - Nov. 22

**COLORADO** 10  
**#3 OREGON** 55

Eugene, Ore. (55,891)  
 Autzen Stadium  
 52 degrees, mostly cloudy

EUGENE, Ore. — Oregon celebrated senior day in style Saturday, beating Colorado 44-10 at Autzen Stadium in another record-setting day for junior

quarterback Marcus Mariota.

**How It Happened:** The Ducks put together perhaps their most dominating performance of the season, rolling up 597 yards of offense and allowing just 226. Touchdowns on four of Oregon's first five drives put the game out of reach early, with Royce Freeman rushing for two first-half touchdowns and Mariota adding a rushing touchdown and a passing TD, to Charles Nelson. The Buffs were 1-of-2 on field-goal attempts in the first half, and Oregon closed the half with a Matt Wogan field goal to lead 30-3.

In the third quarter, new starting tight end Evan Baylis — a Colorado native — had his first career touchdown reception. That was the 41st touchdown play Mariota was involved in on the season, tying Matt Barkley's Pac-12 record, and Mariota broke it later in the quarter with another scoring pass to Nelson. With the Ducks up 44-10, Mariota took the field for their first snap of the fourth quarter, handed off and then was pulled from the game for backup Jeff Lockie. Mariota was noncommittal after the game about his future, but the junior conceded that, "If this was my last game at Autzen, it was truly special."

**Who Stood Out:** Mariota accounted for 396 yards of offense and four touchdowns, in the process becoming just the sixth player in major college history with 9,000 career passing yards and 2,000 rushing yards. Freeman extended his UO true freshman rushing record, surpassing 1,000 yards for the season with 105 on Saturday. Erick Dargan led the dominating defensive performance with seven tackles, while Joe Walker and Arik Armstead each posted a sack. Hamani Stevens filled in for Hroniss Grasu at center and kept the offense moving at a rapid tempo.

**What It Means:** Oregon (10-1, 7-1 Pac-12) maintained momentum after having previously clinched the Pac-12 North title. The Ducks won a 10th game for the seventh straight season, improving to 21-3 under coach Mark Helfrich. Colorado fell to 2-9 overall, 0-8 in conference.

**Odds and Ends:** With Stevens at center, Doug Brenner entered the starting lineup at left guard, though Jake Pisarick played a considerable amount of reps at that spot, too. ... Junior offensive tackle Andre Yuretagoyena rotated at right tackle with Tyrell Crosby, taking the field for the first time since September. ... Long snapper Devin Melendez became the 11th true freshman to play in 2014. ... Running back Thomas Tyner did not play. ... Oregon was a phenomenal 9-of-15 on third down. ... Neither team had a turnover.

Colorado	0	3	7	0	10	Record: (2-9, 0-8)
Oregon Ducks	13	17	14	0	44	Record: (10-1, 7-1)

1st	10:48	ORE	Freeman, Royce 20 yd run (Alie, Taylor pass failed), 8-68 2:18, COLO 0 - ORE 6
	00:10	ORE	Mariota, Marcus 46 yd run (Wogan, Matt kick), 3-54 0:47, COLO 0 - ORE 13
2nd	10:06	ORE	Freeman, Royce 7 yd run (Wogan, Matt kick), 11-94 3:14, COLO 0 - ORE 20
	06:18	COLO	Oliver, Will 23 yd field goal, 9-66 3:48, COLO 3 - ORE 20
	05:06	ORE	Nelson, C. 31 yd pass from Mariota (Wogan, Matt kick), 4-56 1:12, COLO 3 - ORE 27
	00:42	ORE	Wogan, Matt 25 yd field goal, 11-63 2:28, COLO 3 - ORE 30
3rd	03:53	ORE	Baylis, E. 15 yd pass from Mariota (Wogan, Matt kick), 6-60 2:07, COLO 3 - ORE 37
	01:54	COLO	Lee, D. 5 yd pass from Liufau, Sefo (Oliver, Will kick), 5-55 1:59, COLO 10 - ORE 37
	00:15	ORE	Nelson, C. 14 yd pass from Mariota (Wogan, Matt kick), 5-65 1:39, COLO 10 - ORE 44

**RUSHING:** Colorado-Powell, Christia 5-51; Lindsay, Phillip 11-49; Jones, Tony 8-24; Gehrke, Jordan 6-minus 3. Oregon Ducks-Freeman, Royce 17-105; Mariota, Marcus 8-73; Bassett, Kenny 5-27; Allen, Devon 1-21; Roseberry, Lane 2-13; Marshall, Byron 3-11; Forde, Ayele 1-6; Benoit, Kani 3-6; Lockie, Jeff 1-3.

**PASSING:** Colorado-Gehrke, Jordan 9-18-0-64; Liufau, Sefo 7-14-0-41. Oregon Ducks-Mariota, Marcus 24-32-0-323; Lockie, Jeff 2-4-0-9.

**RECEIVING:** Colorado-Lindsay, Phillip 4-26; Jones, Tony 3-18; Spruce, Nelson 2-16; Lee, Donovan 2-16; Bobo, Bryce 2-11; Slavin, Kyle 1-11; Fields, Shay 1-6; Powell, Christia 1-1. Oregon Ducks-Marshall, Byron 4-65; Stanford, D. 4-50; Lowe, Keanon 4-42; Nelson, Charles 3-62; Carrington, D. 3-41; Allen, Devon 3-27; Baylis, Evan 2-33; Schuller, Zac 2-9; Freeman, Royce 1-3.

**INTERCEPTIONS:** Colorado-None. Oregon Ducks-None.


**FUMBLES:** Colorado-None. Oregon Ducks-None.

**SACKS (UA-A):** Colorado-TEAM 1-0; Gilbert, Jimmie 1-0. Oregon Ducks-Walker, Joe 1-0; Armstead, Arik 1-0.

**TACKLES (UA-A):** Colorado-Moeller, Ryan 13-1; Smith, Terrel 8-2; Severson, Ryan 3-3; Gillam, Addison 3-3; Solis, Justin 1-4; Lindsay, Phillip 3-0; Olugbode, Kennet 3-0; Parker, Juda 1-2; Shaver, Christia 0-3; Crawley, Ken 2-0; Walker, John 2-0; Greer III, Wood 1-1; Murphy, Jordan 1-1; Frazier, George 1-1; Gilbert, Jimmie 1-1; Tupou, Josh 1-1; TEAM 1-0; McCartney, Derek 1-0; Lopez, Eddy 0-1; Coleman, Timothy 0-1; Lee, Donovan 0-1. Oregon Ducks-Dargan, Erick 4-3; Buckner, D. 3-2; Prevot, T. 3-1; Malone, Derrick 2-2; Washington, T. 2-2; Daniels, Reggie 3-0; Walker, Joe 2-1; Armstead, Arik 2-1; Ekpre-Olomu, I. 1-2; Coleman, Tyson 1-2; Robinson, Tyree 2-0; Ragin, Johnny 1-1; Talia, Tui 1-1; French, C. 0-2; Hill, Troy 1-0; Bassett, Kenny 1-0; Mathis, Dior 1-0; Williams, Ju. 1-0; Swain, Jimmie 1-0; Hollins, Justin 1-0; Seisay, Chris 1-0; Mondeaux, Henry 0-1; Hardrick, R. 0-1; Maloata, Austin 0-1; Nelson, Charles 0-1.

TEAM STATISTICS	COLO	ORE
FIRST DOWNS	14	30
RUSHES-YARDS (NET)	30-121	41-265
PASSING YDS (NET)	105	332
Passes Att-Comp-Int	32-16-0	36-26-0
TOTAL OFFENSE PLAYS-YARDS	62-226	77-597
Fumble Returns-Yards	0-0	0-0
Punt Returns-Yards	0-0	3-21
Kickoff Returns-Yards	7-142	1-20
Interception Returns-Yards	0-0	0-0
Punts (Number-Avg)	8-48.4	3-45.3
Fumbles-Lost	0-0	0-0
Penalties-Yards	4-36	8-98
Possession Time	31:40	28:20
Third-Down Conversions	4 of 15	9 of 15
Fourth-Down Conversions	0 of 1	1 of 2
Red-Zone Scores-Chances	2-2	5-6
Sacks By: Number-Yards	2-8	2-9





## Game 10 - Nov. 8

**#5 OREGON** 51  
**#20 UTAH** 27

Salt Lake City, Utah (47,528)  
Rice-Eccles Stadium  
52 degrees, partly cloudy

**SALT LAKE CITY** — One of the craziest plays in recent UO football history, a 100-yard fumble return for a touchdown after a Utes receiver fumbled while crossing the goal line, sparked the fifth-ranked Ducks (No. 4 CFP) to a 51-27 victory over No. 17 Utah before 47,528 fans in Rice-Eccles Stadium on Saturday evening. The win clinched the Pac-12 North for Oregon, putting the Ducks into the Pac-12 title game.

**How it Happened:** Utah scored on its first possession, with athletic quarterback Kendal Thompson directing the offense, while Oregon's only offense early on was the running of Marcus Mariota. Thompson left the game with an apparent injury, and replacement Travis Wilson threw a long pass that was poised to put the Utes up two touchdowns — until Kaelin Clay fumbled at the end of a potential 79-yard touchdown reception, dropping the ball prematurely as he crossed the goal line. Erick Dargan picked it up, and Joe Walker eventually ended up with the ball before returning it 100 yards for the game-tying touchdown.

That 14-point swing on one play completely changed the game's momentum. Utah didn't score again until a field goal at the halftime gun, ending a run of 24 straight points for Oregon. The Ducks countered the Utes' high-pressure front seven by using quick passes to drive to touchdowns by Dwayne Stanford and Pharaoh Brown, and Aidan Schneider kicked a 39-yard field goal.

Early in the second half, the Utes converted a Mariota fumble into a field goal to get within 24-13. The Ducks matched it with Schneider's second of the night for a 27-13 advantage. Schneider answered a Utah touchdown with a 42-yard field goal early in the fourth quarter, and Oregon's lead was 30-20. Utah again responded to a UO field goal with a touchdown to make it 30-27, using prolific running back Devontae Booker well in the passing game. But the Ducks drove to Stanford's second scoring reception of the night for a 37-27 edge.

**Who Stood Out:** It was an historic night for Mariota, who became the first UO quarterback ever to pass for 9,000 yards in his career, completing 17-of-29 on the night for 239 yards and three touchdowns. Stanford had two touchdowns for the second time in the last three games. Walker made another big play in the fourth quarter with Oregon up 37-27, stopping Booker for no gain on a screen pass that forced Utah to settle for a field-goal attempt that his the upright.

**What It Means:** Oregon will play in the Pac-12 title game on Dec. 5 in Santa Clara, Calif. The opponent will be the winner of the Pac-12 South, at this point projected to be any one of four teams. Nationally, on a night when No. 3 Auburn lost to Texas A&M, the fourth-ranked Ducks held serve on the road to also remain in the thick of the race for a College Football Playoff berth.

**Odds and Ends:** Mariota's first TD pass, to Stanford on a fourth-down play in the second quarter, gave him one in all 36 games of his career, matching the third-longest streak in NCAA history. ... Chris Seisay and Troy Hill were Oregon's cornerbacks for the second half.

... Tyree Robinson made the start at safety, but Dargan entered on the Utes' first drive after being slow to get up following the opening kickoff. ... Tyrell Crosby made his fourth start of the season at offensive tackle, in place of Matt Pierson, who didn't make the trip.

Oregon Ducks	0	24	3	24	51	Record: (9-1, 6-1)
Utah	7	3	10	7	27	Record: (6-3, 3-3)

1st	10:25	UTAH	Poole, Bubba 8 yd run (Phillips, Andy kick), 9-51 4:35, ORE 0 - UTAH 7
2nd	14:34	ORE	Walker, Joe 100 yd fumble recovery (Schneider, A. kick),, ORE 7 - UTAH 7
	09:54	ORE	Stanford, D. 3 yd pass from Mariota, M. (Schneider kick), 8-41 2:43, ORE 14 - UTAH 7
	04:51	ORE	Brown, P. 6 yd pass from Mariota, M. (Schneider, A. kick), 7-80 1:55, ORE 21 - UTAH 7
	02:06	ORE	Schneider, A. 39 yd field goal, 4-0 1:19, ORE 24 - UTAH 7
	00:00	UTAH	Phillips, Andy 32 yd field goal, 12-61 1:58, ORE 24 - UTAH 10
3rd	10:58	UTAH	Phillips, Andy 28 yd field goal, 4-5 1:22, ORE 24 - UTAH 13
	08:35	ORE	Schneider, A. 31 yd field goal, 8-61 2:23, ORE 27 - UTAH 13
	03:28	UTAH	Booker, D. 27 yd pass from Wilson, T. (Phillips kick), 6-69 2:29, ORE 27 - UTAH 20
4th	14:12	ORE	Schneider, A. 42 yd field goal, 12-56 4:11, ORE 30 - UTAH 20
	11:48	UTAH	Tonga, W. 13 yd pass from Wilson, T. (Phillips kick), 5-83 2:19, ORE 30 - UTAH 27
	10:29	ORE	Stanford, D. 34 yd pass from Mariota (Schneider kick), 5-75 1:19, ORE 37 - UTAH 27
	04:51	ORE	Mariota, Marcus 1 yd run (Schneider, A. kick), 9-69 3:28, ORE 44 - UTAH 27
	04:24	ORE	Freeman, Royce 11 yd run (Schneider, A. kick), 1-11 0:07, ORE 51 - UTAH 27

**RUSHING:** Oregon Ducks-Mariota, Marcus 18-114; Freeman, Royce 15-99; Tyner, Thomas 12-45; Bassett, Kenny 2-10; Nelson, Charles 1-3; Marshall, Byron 1-0; TEAM 1-minus 2. Utah-Booker, Devontae 18-65; Thompson, Kendal 5-28; Wilson, Travis 8-14; Poole, Bubba 3-13; Hatfield, Dom. 1-0.

**PASSING:** Oregon Ducks-Mariota, Marcus 17-29-0-239. Utah-Wilson, Travis 18-28-2-297; Thompson, Kendal 4-5-0-23.

**RECEIVING:** Oregon Ducks-Marshall, Byron 6-56; Brown, Pharaoh 3-40; Allen, Devon 2-69; Stanford, D. 2-37; Lowe, Keanon 2-20; Nelson, Charles 1-11; Freeman, Royce 1-6. Utah-Booker, Devontae 8-110; Clay, Kaelin 5-152; Scott, Kenneth 3-22; Patrick, Tim 3-21; Poole, Bubba 2-2; Tonga, Westlee 1-13.

**INTERCEPTIONS:** Oregon Ducks-Hill, Troy 1-22; Coleman, Tyson 1-0. Utah-None.

**FUMBLES:** Oregon Ducks-Mariota, Marcus 2-1; Dargan, Erick 1-0; Allen, Devon 1-0. Utah-Booker, Devontae 2-1; Clay, Kaelin 1-1.

**SACKS (UA-A):** Oregon Ducks-Buckner, D. 0-1; Malone, Derrick 0-1. Utah-Lotulelei, Lowe 2-0; Orchard, Nate 1-0; Paul, Gionni 1-0.

**TACKLES (UA-A):** Oregon Ducks-Malone, Derrick 4-4; Hill, Troy 6-1; Hardrick, R. 4-2; Coleman, Tyson 2-4; Walker, Joe 5-0; Armstead, Arik 3-2; Dargan, Erick 3-2; Washington, T. 4-0; Williams, J. 3-1; Buckner, D. 3-1; Seisay, Chris 2-1; Ekpre-Olomu, I. 2-0; Prevot, T. 1-1; French, C. 0-2; Bassett, Kenny 0-2; Daniels, Reggie 1-0; Mattingly, D. 1-0; Robinson, Tyree 1-0; Wogan, Matt 1-0; Kamp, Sam 1-0; Grasu, Hroniss 1-0; Talia, Tui 0-1; Nelson, Charles 0-1; Springs, Arrian 0-1. Utah-Norris, Jared 4-7; Williams, Marcus 7-2; Orchard, Nate 3-5; Rowe, Eric 6-1; Blechen, Brian 4-3; Paul, Gionni 4-3; Lotulelei, Lowe 4-2; Ianu, Sese 1-4; Thomas, Justin 3-1; Dimick, Hunter 2-2; Fanaika, Jason 1-2; Johnson, Chandl 1-1; Hackett, Tom 1-0; McClellon, Del. 1-0; Orphey, Davion 1-0; Drews, Christian 0-1; Fauonuku, Vilis 0-1; Hale, Jacoby 0-1.

TEAM STATISTICS	ORE	UTAH
FIRST DOWNS	27	17
RUSHES-YARDS (NET)	50-269	35-120
PASSING YDS (NET)	239	320
Passes Att-Comp-Int	29-17-0	33-22-2
TOTAL OFFENSE PLAYS-YARDS	79-508	68-440
Fumble Returns-Yards	1-100	1-5
Punt Returns-Yards	2-87	0-0
Kickoff Returns-Yards	1-19	9-218
Interception Returns-Yards	2-22	0-0
Punts (Number-Avg)	1-41.0	3-50.3
Fumbles-Lost	4-1	3-2
Penalties-Yards	8-73	3-31
Possession Time	30:25	29:35
Third-Down Conversions	4 of 13	5 of 15
Fourth-Down Conversions	2 of 4	1 of 2
Red-Zone Scores-Chances	7-9	4-4
Sacks By: Number-Yards	1-10	4-28



## Game 9 - Nov. 1

**STANFORD** 16  
**#5 OREGON** 45

Eugene, Ore. (58,794)  
 Autzen Stadium  
 56 degrees, mostly cloudy

EUGENE, Ore. — Fifth-ranked Oregon won its fourth straight and rebounded from two losses to Stanford by beating the Cardinal 45-16 before 58,794 in Autzen Stadium on Saturday evening.

**How It Happened:** After failing to score until the fourth quarter in a loss at Stanford in 2013, the Ducks scored on their first four possessions Saturday — and the first three were touchdowns. Oregon by that point had become just the second team this season to score as many as 20 points on the Cardinal defense, which had been allowing 12.5 points per game, second-fewest in the country. The Cardinal's first touchdown got it within 24-13 at halftime, and Stanford received the second-half kickoff. But after driving his team past midfield, Kevin Hogan provided the game's first turnover, an interception by Erick Dargan at the UO 1-yard line. Marcus Mariota answered with an interception of his own, however, and Stanford drove to a field goal. The Ducks quickly responded with another touchdown, however, the second of the game for Thomas Tyner on a beautiful spin move, taking a 31-16 lead into the fourth quarter and ending Stanford's 31-game streak holding opponents under 30 points. Mariota added a rushing touchdown early in the fourth quarter to break the game open, 38-16, and later threw a TD pass to Darren Carrington.

**Who Stood Out:** On a night when Mariota wasn't particularly sharp, completing 19-of-30 passes for 258 yards, the Ducks pounded away in the running game. Oregon rushed 46 times for 267 yards, averaging 5.8 yards per carry after averaging 2.6 against Stanford a year earlier. Royce Freeman nearly had his fourth straight 100-yard effort, finishing with 98 yards, and Tyner added 63 yards with two touchdowns. Defensively, Dargan added a forced fumble to set up Mariota's rushing touchdown early in the fourth quarter. Dargan also led the Ducks with 12 tackles.

**What It Means:** Oregon (8-1, 5-1 Pac-12) took a two-game lead over Stanford (5-4, 3-3) in the race for the Pac-12 North title, with three games remaining for each. The Ducks also remained in the thick of the race for the College Football Playoff field, on a night when No. 3 Auburn beat No. 4 Mississippi in the SEC.

**Odds and Ends:** Tyner, Arik Armstead and Matt Wogan all returned to the lineup after not traveling to California the week before. Armstead had two tackles in the first half, and Wogan handled kickoffs. ... Keanon Lowe returned to the starting lineup after a two-game absence and had two catches for 31 yards. ... Aidan Schneider's 40-yard field goal in the first half was Oregon's longest in either of the past two seasons. ... The sellout was the 102nd in a row at Autzen Stadium.

<b>Stanford</b>	<b>6</b>	<b>7</b>	<b>3</b>	<b>0</b>	<b>16</b>	<b>Record: (5-4, 3-3)</b>
<b>Oregon Ducks</b>	<b>14</b>	<b>10</b>	<b>7</b>	<b>14</b>	<b>45</b>	<b>Record: (8-1, 5-1)</b>

1st	10:52	ORE	Nelson, C. 6 yd pass from Mariota, M. (Schneider, A. kick), 14-75 4:08, STAN 0 - ORE 7
	08:20	STAN	Williamson, J. 47 yd field goal, 7-33 2:32, STAN 3 - ORE 7
	06:17	ORE	Mariota, Marcus 22 yd run (Schneider, A. kick), 7-75 2:03, STAN 3 - ORE 14
	00:35	STAN	Williamson, J. 43 yd field goal, 11-55 5:42, STAN 6 - ORE 14
2nd	11:50	ORE	Tyner, Thomas 1 yd run (Schneider, A. kick), 13-75 3:45, STAN 6 - ORE 21
	06:32	ORE	Schneider, A. 40 yd field goal, 10-52 2:01, STAN 6 - ORE 24
	01:01	STAN	Skov, P. 1 yd run (Williamson, J. kick), 12-75 5:31, STAN 13 - ORE 24
3rd	02:30	STAN	Williamson, J. 25 yd field goal, 10-52 5:50, STAN 16 - ORE 24
	00:03	ORE	Tyner, Thomas 21 yd run (Schneider, A. kick), 7-75 2:27, STAN 16 - ORE 31
4th	12:47	ORE	Mariota, Marcus 7 yd run (Schneider, A. kick), 2-51 0:35, STAN 16 - ORE 38
	09:20	ORE	Carrington, D. 25 yd pass from Mariota (Schneider kick), 6-58 2:32, STAN 16 - ORE 45

**RUSHING:** Stanford-Hogan, K 11-42; Wright, R 11-33; Young, K 4-28; Montgomery, T 3-26; Sanders, B 6-2; Skov, P 2-2; McCaffrey, C 1-0; Team 1-minus 1. Oregon Ducks-Freeman, Royce 19-98; Mariota, Marcus 9-85; Tyner, Thomas 10-63; Nelson, Charles 1-11; Benoit, Kani 3-11; Marshall, Byron 1-1; Bassett, Kenny 1-1; TEAM 2-minus 3.

**PASSING:** Stanford-Hogan, K 21-29-1-237; Crower, E 2-4-0-59. Oregon Ducks-Mariota, Marcus 19-30-1-258; Lockie, Jeff 0-1-0-0.

**RECEIVING:** Stanford-Montgomery, T 7-35; Cajuste, D 5-116; Hooper, A 5-62; Rector, M 4-63; Young, K 1-10; McCaffrey, C 1-10. Oregon Ducks-Carrington, D. 4-58; Freeman, Royce 3-52; Stanford, D. 3-27; Brown, Pharaoh 2-36; Lowe, Keanon 2-31; Allen, Devon 2-30; Marshall, Byron 2-18; Nelson, Charles 1-6.

**INTERCEPTIONS:** Stanford-Carter, A 1-0. Oregon Ducks-Dargan, Erick 1-0.

**FUMBLES:** Stanford-Hogan, K 1-1. Oregon Ducks-None.

**SACKS (UA-A):** Stanford-Martinez, B 1-0. Oregon Ducks-Washington, T. 1-0; French, C. 1-0.

**TACKLES (UA-A):** Stanford-Martinez, B 9-5; Richards, J 6-7; Olugbode, K 4-2; Tarpley, AJ 3-2; Carter, A 3-1; Anderson, H 2-2; Anderson, K 2-2; Lyons, W 2-1; Davis, N 1-2; Harris, R 1-2; Alexander, T 0-3; Lueders, B 1-1; Parry, D 0-2; Shuler, G 1-0; Vaughters, J 1-0; Jones, C 1-0; Phillips, H 0-1; Kalambayi, P 0-1; Skov, P 0-1; Kaumatule, L 0-1. Oregon Ducks-Dargan, Erick 9-3; Ekpre-Okoloma, I. 6-3; Walker, Joe 6-3; Daniels, Reggie 5-1; Hardrick, R. 3-3; Hill, Troy 4-1; Washington, T. 3-2; Malone, Derrick 2-2; Coleman, Tyson 2-1; Kamp, Sam 1-2; Buckner, D. 1-1; Armstead, Arik 1-1; Robinson, Tyree 1-1; Mattingly, D. 1-0; Allen, Devon 1-0; French, C. 1-0; Seisay, Chris 1-0; Nelson, Charles 0-1; Prevot, T. 0-1; Mathis, Dior 0-1; Williams, J. 0-1; Mondeaux, Henry 0-1; Bassett, Kenny 0-1.

<b>TEAM STATISTICS</b>	<b>STAN</b>	<b>ORE</b>
FIRST DOWNS	24	30
RUSHES-YARDS (NET)	39-132	46-267
PASSING YDS (NET)	296	258
Passes Att-Comp-Int	33-23-1	31-19-1
TOTAL OFFENSE PLAYS-YARDS	72-428	77-525
Fumble Returns-Yards	0-0	1-21
Punt Returns-Yards	0-0	1-2
Kickoff Returns-Yards	6-139	1-17
Interception Returns-Yards	1-0	1-0
Punts (Number-Avg)	2-35.0	2-37.5
Fumbles-Lost	1-1	0-0
Penalties-Yards	7-53	7-60
Possession Time	35:38	24:22
Third-Down Conversions	6 of 13	8 of 13
Fourth-Down Conversions	0 of 2	1 of 1
Red-Zone Scores-Chances	2-3	4-4
Sacks By: Number-Yards	1-7	2-16



## Game 8 - Oct. 24

**#6 OREGON** 59  
**CALIFORNIA** 41

Santa Clara, Calif. (55,575)  
Levi's Stadium  
64 degrees, clear

SANTA CLARA, Calif. — The No. 6 Oregon football team broke open the game after halftime to beat California, 59-41, on Friday night in the first college football game hosted by the new home of the NFL's San Francisco 49ers, Levi's Stadium.

**How It Happened:** The battle of two of the country's most explosive offenses began in fitting fashion as the teams traded touchdowns early, before the Ducks used 24 points in the second quarter to break out to a 38-28 halftime lead. The Golden Bears took advantage of two UO turnovers to stay within striking distance in the period, but Oregon scored twice to open the second half and widen the gap again.

**Who Stood Out:** Marcus Mariota became Oregon's all-time leading passer in the course of a night on which he completed 18-of-30 passes for 326 yards with five touchdowns. Mariota had 8,299 career passing yards entering the night, and passed Bill Musgrave to become the Ducks' career leader. He also threw a touchdown pass for the 34th straight game, every appearance of his career. Royce Freeman led the Ducks in rushing again with 112 yards and two touchdowns, breaking Thomas Tyner's year-old record for rushing yards by a UO true freshman in the process. Another true freshman, Charles Nelson, had an electric 58-yard punt return for a touchdown in the second quarter, making several defenders miss tackles along the way. Defensively, the Golden Bears threw away from UO all-American cornerback Ifo Ekpre-Olomu all night, and Troy Hill responded with four pass breakups. Christian French recorded a sack, giving him a team-high 4.5 this season.

**What It Means:** Oregon improved to 7-1 overall and 4-1 in the Pac-12, maintaining its lead in the Pac-12's North Division. The Ducks have won three straight since their lone loss of the season.

**Odds and Ends:** For the second straight year, Mariota's first interception of the year was tipped twice before being picked off. In the second quarter, one Cal defender tipped a pass that another tried to intercept yet couldn't, deflecting it to a third Golden Bear who hauled it in. ... The turnover ended a streak of 253 passes without an interception, the second-longest streak in Pac-12 history. Mariota is also first with a streak of 353. ... Earlier in the quarter, Cal scored after recovering a UO fumble, the first points off a turnover the Ducks allowed in 2014. ... Nelson's punt return was Oregon's longest of the year, as was Devon Allen's kickoff return of 45 in the first half, after UO coach Mark Helfrich said the return game was an area for improvement this week.

Oregon Ducks	14	24	14	7	59	Record: (7-1, 4-1)
California	14	14	7	6	41	Record: (4-4, 2-4)

1st	10:55	CAL	Rubenzer, Luke 12 yd run (Langford, James kick), 9-75 4:05, ORE 0 - CAL 7
	08:49	ORE	Stanford, D. 22 yd pass from Mariota (Schneider, A. kick), 6-67 1:58, ORE 7 - CAL 7
	07:10	CAL	Enwere, Vic 19 yd run (Langford, James kick), 6-75 1:39, ORE 7 - CAL 14
	04:29	ORE	Freeman, Royce 4 yd run (Schneider, A. kick), 7-46 2:34, ORE 14 - CAL 14
2nd	13:31	ORE	Schneider, A. 23 yd field goal, 7-32 1:57, ORE 17 - CAL 14
	10:23	ORE	Brown, P. 9 yd pass from Mariota (Schneider, A. kick), 5-48 1:33, ORE 24 - CAL 14
	08:52	ORE	Nelson, Charles 58 yd punt return (Schneider, A. kick), , ORE 31 - CAL 14
	05:15	CAL	Anderson, Steph 11 yd pass from Goff (Langford kick), 9-67 3:29, ORE 31 - CAL 21
	03:31	CAL	Lasco, Daniel 1 yd run (Langford, James kick), 4-5 1:27, ORE 31 - CAL 28
	00:41	ORE	Stanford, D. 24 yd pass from Mariota (Schneider, A. kick), 3-60 0:30, ORE 38 - CAL 28
3rd	13:25	ORE	Marshall, B. 54 yd pass from Mariota (Schneider, A. kick), 4-75 1:35, ORE 45 - CAL 28
	07:24	ORE	Freeman, Royce 2 yd run (Schneider, A. kick), 10-70 2:30, ORE 52 - CAL 28
	03:54	CAL	Harris, Maurice 5 yd pass from Goff (Langford kick), 10-79 3:24, ORE 52 - CAL 35
4th	08:58	ORE	Brown, P. 21 yd pass from Mariota (Schneider, A. kick), 1-21 0:07, ORE 59 - CAL 35
	04:21	CAL	Rubenzer, Luke 2 yd run (Goff, Jared pass failed), 11-75 4:37, ORE 59 - CAL 41

**RUSHING:** Oregon Ducks-Freeman, Royce 22-112; Marshall, Byron 7-57; Mariota, Marcus 6-36; Nelson, Charles 3-35; Benoit, Kani 5-11; Bassett, Kenny 2-7; Forde, Ayele 1-6. California-Lasco, Daniel 15-85; Enwere, Vic 5-57; Rubenzer, Luke 10-48; Watson, Tre 2-3; Muhammad, Khalif 1-1; Goff, Jared 5-minus 1.

**PASSING:** Oregon Ducks-Mariota, Marcus 18-30-1-326. California-Goff, Jared 32-52-0-360; Rubenzer, Luke 1-2-0-7; TEAM 0-1-0-0.

**RECEIVING:** Oregon Ducks-Stanford, D. 6-103; Marshall, Byron 4-133; Allen, Devon 4-47; Brown, Pharaoh 2-30; Freeman, Royce 1-8; Carrington, D. 1-5. California-Harris, Maurice 9-79; Lasco, Daniel 8-101; Treggs, Bryce 4-41; Harper, Chris 3-64; Anderson, Steph 3-32; Powe, Darius 2-18; Lawler, Kenny 1-17; Enwere, Vic 1-7; Rockett, Matt 1-5; Muhammad, Khalif 1-3.

**INTERCEPTIONS:** Oregon Ducks-None. California-McClure, Stefan 1-0.


**FUMBLES:** Oregon Ducks-Freeman, Royce 1-1; Mariota, Marcus 1-0. California-Goff, Jared 1-1; Lasco, Daniel 1-0; Treggs, Bryce 1-1.

**SACKS (UA-A):** Oregon Ducks-Mattingly, D. 1-0; French, C. 1-0; Prevot, T. 1-0. California-None.

**TACKLES (UA-A):** Oregon Ducks-Dargan, Erick 6-5; Hill, Troy 6-3; Ekpre-Olomu, I. 4-2; Malone, Derrick 2-4; Walker, Joe 2-4; Buckner, D. 1-5; Washington, T. 3-2; Coleman, Tyson 1-4; Daniels, Reggie 4-0; Mattingly, D. 1-3; French, C. 1-2; Robinson, Tyree 2-0; Kamp, Sam 2-0; Mondeaux, Henry 1-1; Maloata, Austin 1-1; Seisay, Chris 1-1; Ragin, Johnny 1-1; Prevot, T. 1-1; Forde, Ayele 1-1; Hardrick, R. 0-2; Hollins, Justin 0-2; Mariota, Marcus 1-0; Nelson, Charles 1-0; Talia, Tui 0-1; Bassett, Kenny 0-1. California-McClure, Stefan 6-2; Lowe, Michael 6-2; Dozier, Cedric 3-4; Westerfield, No 3-2; Barr, Todd 2-2; Davison, Raymon 2-2; Nickerson, Hard 2-2; McGovern, Bryce 2-1; Barton, Michael 1-2; Downs, Devante 0-3; Jalil, Mustafa 0-3; Walker, Cameron 2-0; Johnson, Jonath 2-0; White, Darius 1-1; Jefferson, Jale 1-1; Clark, Austin 0-2; Anoa'i, Hamilo 0-2; Langford, James 1-0; Coleman, Caleb 1-0; TEAM 1-0; Lopa, Puka 0-1; Austin, Jack 0-1; Kearney, Jake 0-1; Kelly, Trevor 0-1; Tandy, Edward 0-1.

TEAM STATISTICS	ORE	CAL
FIRST DOWNS	27	30
RUSHES-YARDS (NET)	46-264	38-193
PASSING YDS (NET)	326	367
Passes Att-Comp-Int	30-18-1	55-33-0
TOTAL OFFENSE PLAYS-YARDS	76-590	93-560
Fumble Returns-Yards	0-0	1-28
Punt Returns-Yards	1-58	1-1
Kickoff Returns-Yards	4-112	8-167
Interception Returns-Yards	0-0	1-0
Punts (Number-Avg)	4-29.5	4-41.0
Fumbles-Lost	2-1	3-2
Penalties-Yards	10-106	11-111
Possession Time	26:35	33:25
Third-Down Conversions	10 of 17	6 of 16
Fourth-Down Conversions	2 of 2	3 of 5
Red-Zone Scores-Chances	4-5	6-6
Sacks By: Number-Yards	3-26	0-0





## Game 7 - Oct. 18

**WASHINGTON** 20  
**#9 OREGON** 45

Eugene, Ore. (57,858)  
Autzen Stadium  
77 degrees, mostly sunny

EUGENE, Ore. — Oregon extended its winning streak over long-time rival Washington to 11 games, the longest by either team in the history of the

series, as the No. 9 Ducks beat the Huskies 45-20 in Autzen Stadium on Saturday.

**How It Happened:** Freshman Royce Freeman ran for three first-half touchdowns as the Ducks built a 28-6 halftime lead. Washington's vaunted defensive front seven couldn't contain the Oregon rushing attack as the Ducks ran for 218 yards, and the UO offensive line allowed just three sacks. The UO defense limited Washington to 317 yards of offense, including 27 rushing yards in the first half. The Huskies got their two field goals in the first quarter, staying within 7-6 before the Ducks blew it open in the second.

**Who Stood Out:** Freeman surpassed 100 rushing yards for the second week in a row, after the Ducks went the first five games of the season without a 100-yard rusher. The freshman finished with 29 carries for 169 yards and four touchdowns. Marcus Mariota completed 24-of-33 passes for 336 yards and two touchdowns. Freshman Darren Carrington had season-highs of five receptions and 79 yards. Defensively, Erick Dargan came up with his fourth interception of the year, tied for fourth in the FBS, and Christian French has a career-high two sacks and forced a key second-half fumble.

**What It Means:** Oregon improved to 6-1 overall and 3-1 in the Pac-12, retaining a share of first place in the North Division. Washington fell to 5-2 overall and 1-2 in conference play.

**Odds and Ends:** Mariota threw a touchdown pass for the 33rd straight game, every appearance of his career. ... Oregon improved to 1-2 against former UO assistant Chris Petersen, the UW head coach who led Boise State to two wins over the Ducks. ... Matt Wogan missed a 33-yard field-goal attempt in the second half. ... Defensive end Arik Armstead started the game after not playing at UCLA.

Washington	6	0	7	7	20	Record: (5-2, 1-2)
Oregon Ducks	7	21	7	10	45	Record: (6-1, 3-1)

1st	10:20	WASH	Van Winkle, C. 33 yd field goal, 8-30 3:17, WASH 3 - ORE 0
	08:28	ORE	Freeman, Royce 37 yd run (Wogan, Matt kick), 7-81 1:52, WASH 3 - ORE 7
	06:21	WASH	Van Winkle, C. 40 yd field goal, 7-52 2:07, WASH 6 - ORE 7
2nd	14:54	ORE	Freeman, Royce 3 yd run (Wogan, Matt kick), 17-81 6:27, WASH 6 - ORE 14
	08:17	ORE	Freeman, Royce 1 yd run (Wogan, Matt kick), 12-99 3:50, WASH 6 - ORE 21
	01:32	ORE	Marshall 23 yd pass from Mariota (Wogan, Matt kick), 2-23 0:20, WASH 6 - ORE 28
3rd	10:23	ORE	Stanford, D. 16 yd pass from Mariota (Wogan kick), 9-58 2:40, WASH 6 - ORE 35
	04:45	WASH	Cooper 3 yd pass from Miles (Van Winkle, C. kick), 12-79 5:38, WASH 13 - ORE 35
4th	10:56	ORE	Freeman, Royce 3 yd run (Wogan, Matt kick), 9-47 3:00, WASH 13 - ORE 42
	05:22	WASH	Williams, Troy 7 yd run (Van Winkle, C. kick), 17-75 5:34, WASH 20 - ORE 42
	01:20	ORE	Wogan, Matt 26 yd field goal, 6-16 4:02, WASH 20 - ORE 45

**RUSHING:** Washington-Ross, John 2-44; Coleman, Lavon 12-28; Williams, Troy 5-28; Cooper, Deontae 5-23; Miles, Cyler 6-13; Mickens, Jaydon 2-12; Hall, Marvin 1-minus 3; Team 1-minus 4; Washington, Dw. 2-minus 8. Oregon Ducks-Freeman, Royce 29-169; Marshall, Byron 5-30; Bassett, Kenny 6-20; Tyner, Thomas 3-0; Mariota, Marcus 7-minus 1.

**PASSING:** Washington-Miles, Cyler 19-28-1-147; Williams, Troy 5-10-0-37. Oregon Ducks-Mariota, Marcus 24-33-0-336.

**RECEIVING:** Washington-Cooper, Deontae 6-48; Coleman, Lavon 3-34; Mickens, Jaydon 3-22; Washington, Dw. 3-20; Ross, John 3-15; Pettis, Dante 2-23; Lenius, Brayden 2-9; Perkins, Joshua 1-8; Campbell, D. 1-5. Oregon Ducks-Carrington, D. 5-79; Stanford, D. 5-55; Marshall, Byron 5-48; Brown, Pharaoh 3-99; Allen, Devon 2-28; Freeman, Royce 2-4; Tyner, Thomas 1-13; Baylis, Evan 1-10.

**INTERCEPTIONS:** Washington-None. Oregon Ducks-Dargan, Erick 1-15.

**FUMBLES:** Washington-Miles, Cyler 1-1. Oregon Ducks-None.

**SACKS (UA-A):** Washington-Kikaha, Hau'oli 2-1; Shelton, Danny 0-1. Oregon Ducks-French, C. 2-0.

**TACKLES (UA-A):** Washington-Kikaha, Hau'oli 6-4; Baker, Budda 7-2; Shelton, Danny 5-3; Thompson, Shaq 6-1; Timu, John 4-3; Peters, Marcus 4-3; Feeney, Travis 5-1; Jones, Sidney 5-0; Hudson, Andrew 2-3; Lawyer, Scott 2-2; Bierria, K. 2-2; King, Kevin 2-1; Littleton, Cory 2-0; Hale, Naijuel 1-1; Mathis, Joe 0-2; Qualls, Elijah 0-2; Tupou, Taniela 0-2; Hudson, Evan 1-0; Walker, Trevor 1-0. Oregon Ducks-Hardrick, R. 5-3; Malone, Derrick 2-6; Walker, Joe 7-0; Buckner, D. 4-2; Dargan, Erick 3-1; Ekpre-Okolomu, I. 3-1; Ragin, Johnny 3-0; Daniels, Reggie 2-1; French, C. 2-1; Robinson, Tyree 2-0; Daniel, T.J. 2-0; Washington, T. 1-1; Hollins, Justin 1-1; Talia, Tui 1-1; Hill, Troy 1-1; Mondeaux, Henry 0-2; Nelson, Charles 1-0; Coleman, Tyson 1-0; Garrity, Mike 1-0; Kamp, Sam 1-0; Maloata, Austin 0-1; Prevot, T. 0-1; Williams, J. 0-1.

TEAM STATISTICS	WASH	ORE
FIRST DOWNS	20	29
RUSHES-YARDS (NET)	36-133	50-218
PASSING YDS (NET)	184	336
Passes Att-Comp-Int	38-24-1	33-24-0
TOTAL OFFENSE PLAYS-YARDS	74-317	83-554
Fumble Returns-Yards	0-0	0-0
Punt Returns-Yards	1-4	1-1
Kickoff Returns-Yards	3-60	5-94
Interception Returns-Yards	0-0	1-15
Punts (Number-Avg)	4-43.2	1-36.0
Fumbles-Lost	1-1	0-0
Penalties-Yards	4-24	7-90
Possession Time	29:27	30:33
Third-Down Conversions	9 of 18	11 of 18
Fourth-Down Conversions	3 of 3	3 of 4
Red-Zone Scores-Chances	3-3	5-6
Sacks By: Number-Yards	3-16	2-18



## Game 6 - Oct. 11

**#12 OREGON 42**  
**#18 UCLA 30**

**Pasadena, Calif. (80,139)**  
**The Rose Bowl**  
**78 degrees, hazy**

PASADENA, Calif. — The No. 12 Ducks rebounded from their loss to Arizona and avoided losing back-to-back games for the first time since 2007 by jumping out to an early lead and going on to a 42-30 victory over UCLA in the Rose Bowl on Saturday.

**How It Happened:** The Ducks got on the board first with a Marcus Mariota touchdown run and a two-point conversion in the first quarter. A tipped pass by Tony Washington helped keep the Bruins to a field goal on their first score, and Oregon made it 21-3 on touchdowns by Thomas Tyner and Pharaoh Brown in the second quarter. UCLA quarterback Brett Hundley gave the Ducks trouble all day as a runner, including on a TD run just before halftime. But Mariota answered with his second scoring run of the game early in the third quarter for a 28-10 advantage, and Royce Freeman scored just 1:07 later after a turnover.

**Who Stood Out:** Mariota surpassed 100 touchdowns for his career and also threw for a touchdown in his 32nd straight game, every appearance of his career so far. The offensive line got a major boost from the return of left tackle Jake Fisher, who returned from a two-game absence and helped Oregon rush for 255 yards. Ifo Ekpre-Olomu had an interception to set up Freeman's touchdown in the third quarter, coming up big after leaving briefly in the first half to have his ankle re-taped.

**What It Means:** This game was billed essentially as a loser-out game for the College Football Playoff, after both teams lost a week earlier. Oregon improved to 5-1 overall and 2-1 in the Pac-12, and could crawl back into the top 10 of the polls based on results from around the country.

**Odds and ends:** With Fisher back on the offensive line, Matt Pier-son remained the starter at right tackle and Tyrell Crosby backed up both tackle spots. ... Crosby had to leave at one point when his helmet came off, converted defensive lineman Stetson Bair entered at left tackle and on the next play Freeman ran for his TD in the third quarter. ... Defensive end Arik Armstead was not in pads after missing the second half of the Arizona game. ... Keanon Lowe started at receiver but left in the first quarter and did not return. ... Freeman became the first UO player to rush for 100 yards since Mariota in the Alamo Bowl, and the first running back since Tyner in the Civil War.

Oregon Ducks	8	13	14	7	42	Record: (5-1, 2-1)
UCLA	0	10	0	20	30	Record: (4-2, 1-2)

1st	04:47	ORE	Mariota, Marcus 13 yd run (Alie, Taylor rush), 1-13 0:10, ORE 8 - UCLA 0
2nd	12:04	UCLA	Fairbairn 20 yd field goal, 17-83 7:38, ORE 8 - UCLA 3
	09:24	ORE	Tyner 21 yd pass from Mariota (Wogan, Matt kick), 11-72 2:33, ORE 15 - UCLA 3
	03:01	ORE	Brown, P. 31 yd pass from Mariota (Wogan kick failed), 9-77 3:11, ORE 21 - UCLA 3
	00:03	UCLA	Hundley 16 yd run (Fairbairn kick), 12-84 2:52, ORE 21 - UCLA 10
3rd	09:06	ORE	Mariota, Marcus 23 yd run (Wogan, Matt kick), 10-80 2:38, ORE 28 - UCLA 10
	07:59	ORE	Freeman, Royce 4 yd run (Wogan, Matt kick), 2-10 0:23, ORE 35 - UCLA 10
4th	14:19	ORE	Freeman, Royce 2 yd run (Wogan, Matt kick), 5-69 1:33, ORE 42 - UCLA 10
	09:46	UCLA	Payton 5 yd pass from Hundley (Jack rush), 12-93 4:28, ORE 42 - UCLA 18
	04:21	UCLA	Starks 9 yd run (Hundley pass failed), 9-67 3:37, ORE 42 - UCLA 24
	02:47	UCLA	Payton 25 yd pass from Hundley (Hundley rush failed), 4-55 1:32, ORE 42 - UCLA 30

**RUSHING:** Oregon Ducks-Freeman, Royce 18-121; Mariota, Marcus 7-75; Tyner, Thomas 13-58; Marshall, Byron 1-6; TEAM 2-minus 2. UCLA-Perkins 22-190; Hundley 22-89; Starks 4-28; Jack 3-14; James 1-6; Johnson, M 1-3; Fuller 1-minus 2.

**PASSING:** Oregon Ducks-Mariota, Marcus 17-27-0-210. UCLA-Hundley 26-37-1-216; Fuller 1-1-0-9.

**RECEIVING:** Oregon Ducks-Brown, Pharaoh 5-84; Marshall, Byron 5-41; Stanford, D. 3-28; Allen, Devon 2-35; Tyner, Thomas 1-21; Grasu, Hroniss 1-1. UCLA-Payton 6-61; Massington 5-45; Fuller 5-23; Lucien 3-23; Perkins 3-13; Duarte 2-17; Johnson, M 1-27; Hundley 1-9; Starks 1-7.

**INTERCEPTIONS:** Oregon Ducks-Ekpre-Olomu, I. 1-31. UCLA-None.

**FUMBLES:** Oregon Ducks-Nelson, Charles 1-0; Mariota, Marcus 1-0. UCLA-Hundley 1-1

**SACKS (UA-A):** Oregon Ducks-Buckner, D. 1-0; Washington, T. 1-0. UCLA-None.

**TACKLES (UA-A):** Oregon Ducks-Dargan, Erick 10-1; Hill, Troy 8-1; Buckner, D. 5-1; Daniels, Reggie 5-1; Walker, Joe 5-1; Hardrick, R. 4-2; Prevot, T. 4-1; Malone, Derrick 2-3; Seisay, Chris 4-0; Ekpre-Olomu, I. 3-1; Robinson, Tyree 2-2; French, C. 3-0; Kamp, Sam 2-1; Washington, T. 2-1; Mattingly, D. 1-1; Talia, Tui 1-1; Daniel, T.J. 0-2; Mondeaux, Henry 0-2; Bassett, Kenny 1-0. UCLA-Kendricks 5-5; Goodman 6-3; Jack 4-5; Wadood 5-3; Jefferson 4-3; Young 2-2; Odighizuwa 1-3; Moreau 2-1; Clark 2-0; TEAM 2-0; Hofmeister 2-0; Hollins 1-1; Vanderdoes 1-1; Wallace 0-2; Savaiinaea 1-0; Hundley 1-0; McCarthy 0-1.

TEAM STATISTICS	ORE	UCLA
FIRST DOWNS	26	31
RUSHES-YARDS (NET)	41-258	54-328
PASSING YDS (NET)	210	225
Passes Att-Comp-Int	27-17-0	38-27-1
TOTAL OFFENSE PLAYS-YARDS	68-468	92-553
Fumble Returns-Yards	0-0	0-0
Punt Returns-Yards	1-1	0-0
Kickoff Returns-Yards	3-58	4-59
Interception Returns-Yards	1-31	0-0
Punts (Number-Avg)	3-38.7	4-40.2
Fumbles-Lost	2-0	1-1
Penalties-Yards	4-37	7-81
Possession Time	22:27	37:33
Third-Down Conversions	3 of 7	11 of 19
Fourth-Down Conversions	0 of 1	2 of 2
Red-Zone Scores-Chances	3-4	4-4
Sacks By: Number-Yards	2-25	0-0



## Game 5 - Oct. 2

**ARIZONA** 31  
**#2 OREGON** 24

Eugene, Ore. (56,032)  
 Autzen Stadium  
 65 degrees, clear

EUGENE, Ore. — Oregon suffered its first home defeat at Autzen Stadium since 2012 as Arizona scored four touchdowns in the second half and forced a UO fumble in the final minutes to secure a 31-24 victory.

**How it Happened:** Arizona's Nick Wilson scored the first of his three third-quarter touchdowns on the Wildcats' opening drive after half-time, giving UA a 10-7 lead. The Ducks responded with a six-yard touchdown pass from Marcus Mariota to Devon Allen to reclaim the lead, but the Wildcats put together back-to-back scoring drives of 93 and 80 yards for a 24-14 edge heading into the final quarter. A Matt Wogan field goal and Keanon Lowe touchdown catch tied the game for Oregon with 8:21 to play before Arizona chewed up more than five minutes on a 15-play, 71-yard drive that ended in a 1-yard plunge by Teris Jones-Grigsby. Prior to what proved to be the eventual game-winning touchdown, Tony Washington sacked UA quarterback Anu Solomon for a 9-yard loss on third-and-goal from the 7-yard line, but the Ducks were flagged for unsportsmanlike conduct giving the Wildcats a fresh set of downs. Oregon picked up three quick first downs on its final drive before Mariota was sacked and stripped of the ball at the Ducks' 35-yard line with 2:11 to play.

**Who Stood Out:** Mariota was able to shake off a slow start throwing the ball to finish 20-of-32 passing for 276 yards and two touchdowns. He also caught the second touchdown of his career, bulling his way into the end zone on a 26-yard pass from Royce Freeman. The true freshman tailback also led the Ducks in rushing, toting the ball 19 times for 85 yards. Devon Allen found the end zone for the fourth straight game, giving him six touchdowns over that stretch. Dwayne Stanford had four receptions for a career-high 74 yards. Defensively, Reggie Daniels made six solo tackles and notched his first career interception on an acrobatic, diving play in the first quarter. Washington finished with a pair of tackles for loss and a forced fumble.

**What it Means:** The Ducks will surely drop from their No. 2 ranking as they leave the ranks of the unbeaten. Every team in the Pac-12 North Division now has at least one loss as the Ducks' record moves to 4-1 overall and 1-1 in conference play.

**Odds and ends:** The Ducks were flagged for 10 penalties for the second straight game - five directly resulting in Arizona first downs. ... Oregon failed to score a rushing touchdown for the second straight game. ... The game marked the 100th consecutive sellout at Autzen Stadium and only the 16th home defeat for the Ducks during that stretch, dating to 1999.

<b>Arizona</b>	<b>3</b>	<b>0</b>	<b>21</b>	<b>7</b>	<b>31</b>	<b>Record: (5-0, 2-0)</b>
<b>Oregon Ducks</b>	<b>0</b>	<b>7</b>	<b>7</b>	<b>10</b>	<b>24</b>	<b>Record: (4-1, 1-1)</b>

1st	08:27	ARIZ	Skowron, C. 28 yd field goal, 11-58 3:05, ARIZ 3 - ORE 0
2nd	14:37	ORE	Mariota 26 yd pass from Freeman, R. (Wogan, M. kick), 8-75 2:45, ARIZ 3 - ORE 7
3rd	12:52	ARIZ	Wilson, N. 3 yd run (Skowron, C. kick), 6-80 2:08, ARIZ 10 - ORE 7
	09:58	ORE	Allen, D. 6 yd pass from Mariota (Wogan, Matt kick), 10-72 2:54, ARIZ 10 - ORE 14
	06:27	ARIZ	Wilson, N. 2 yd run (Skowron, C. kick), 9-93 3:31, ARIZ 17 - ORE 14
	01:33	ARIZ	Wilson, N. 34 yd pass from Solomon (Skowron kick), 8-80 3:13, ARIZ 24 - ORE 14
4th	13:26	ORE	Wogan, Matt 21 yd field goal, 8-72 3:07, ARIZ 24 - ORE 17
	08:21	ORE	Lowe, K. 9 yd pass from Mariota (Wogan, Matt kick), 9-66 2:37, ARIZ 24 - ORE 24
	02:54	ARIZ	Jones-Grigsby 1 yd run (Skowron, C. kick), 15-71 5:27, ARIZ 31 - ORE 24

**RUSHING:** Arizona-Jones-Grigsby 27-115; Wilson, N. 13-92; Grant, S. 1-4; Solomon, A. 12-0; Team 2-minus 3. Oregon Ducks-Freeman, Royce 19-85; Tyner, Thomas 10-46; Marshall, Byron 3-12; Mariota, Marcus 9-1.

**PASSING:** Arizona-Solomon, A. 20-31-1-287. Oregon Ducks-Mariota, Marcus 20-32-0-276; Freeman, Royce 1-1-0-26.

**RECEIVING:** Arizona-Phillips, N. 5-37; Jones-Grigsby 4-95; Jones, C. 3-50; Hill, A. 3-12; Wilson, N. 1-34; Solomon, A. 1-21; Johnson, T. 1-17; Richards, D. 1-12; Grant, S. 1-9. Oregon Ducks-Marshall, Byron 6-64; Allen, Devon 5-78; Stanford, D. 4-74; Lowe, Keanon 4-45; Mariota, Marcus 1-26; Brown, Pharaoh 1-15.

**INTERCEPTIONS:** Arizona-None. Oregon Ducks-Daniels, Reggie 1-0.


**FUMBLES:** Arizona-Jones-Grigsby 1-1. Oregon Ducks-Mariota, Marcus 2-2.

**SACKS (UA-A):** Arizona-Ippolito, C. 1-0; Wright III, S. 1-0; Pettinato, D. 1-0; Turituri, D. 1-0; Gilbert, R. 1-0. Oregon Ducks-Washington, T. 1-0; Buckner, D. 1-0; Hardrick, R. 1-0; Daniel, T.J. 1-0.

**TACKLES (UA-A):** Arizona-Parks, W. 5-3; Tevis, J. 4-4; Wright III, S. 4-3; Pettinato, D. 3-4; Bondurant, T. 3-2; McCall Jr., J. 3-2; Ippolito, C. 3-2; McKnight, J. 2-3; Grandon, J. 2-3; Zellers, P. 1-4; Allah, J. 2-2; Gilbert, R. 3-0; Turituri, D. 2-0; Griffey, T. 1-0; Lopez, A. 1-0; Jones, Tel. 0-1; Jackson, J. 0-1; Worthy, J. 0-1; Skowron, C. 0-1. Oregon Ducks-Malone, Derrick 3-8; Buckner, D. 3-8; Hardrick, R. 5-5; Walker, Joe 2-7; Washington, T. 6-2; Daniels, Reggie 6-1; Hill, Troy 6-0; Ekpre-Olomu, I. 6-0; Daniel, T.J. 1-4; Dargan, Erick 2-1; Coleman, Tyson 1-1; Balducci, Alex 1-1; Prevot, T. 0-2; Kamp, Sam 1-0; Nelson, Charles 0-1; Bassett, Kenny 0-1; Robinson, Tyree 0-1; French, C. 0-1.

<b>TEAM STATISTICS</b>	<b>ARIZ</b>	<b>ORE</b>
FIRST DOWNS	29	25
RUSHES-YARDS (NET)	55-208	41-144
PASSING YDS (NET)	287	302
Passes Att-Comp-Int	31-20-1	33-21-0
TOTAL OFFENSE PLAYS-YARDS	86-495	74-446
Fumble Returns-Yards	0-0	0-0
Punt Returns-Yards	0-0	0-0
Kickoff Returns-Yards	4-99	5-101
Interception Returns-Yards	0-0	1-0
Punts (Number-Avg)	3-54.7	4-41.5
Fumbles-Lost	1-1	2-2
Penalties-Yards	9-78	10-79
Possession Time	33:32	26:28
Third-Down Conversions	9 of 17	4 of 14
Fourth-Down Conversions	1 of 2	2 of 3
Red-Zone Scores-Chances	4-5	3-3
Sacks By: Number-Yards	5-10	4-30





## Game 4 - Sept. 20

**#2 OREGON** 38  
**WASHINGTON STATE** 31

**Pullman, Wash. (32,952)**  
**Martin Stadium**  
**78 degrees, clear**

PULLMAN, Wash. — Oregon survived behind a patchwork offensive line thanks to another big night from Marcus Mariota, outscoring Wash-

ington State in the second half to win 38-31 in Martin Stadium on Saturday night.

**How it Happened:** Mariota was sacked five times in the first half as the Cougars fought to a 21-21 halftime tie. The Ducks shored things up just enough in the second half, getting a go-ahead touchdown pass to Pharaoh Brown late in the third quarter from Mariota, his fourth of five in the game. A pass breakup by Dior Mathis and sack on fourth down by Tony Washington denied Washington State on its final attempt to tie the game in the fourth quarter.

**Who Stood Out:** Mariota finished 21-of-25 passing for 329 yards and the five touchdowns, shrugging off the pressure put on Oregon's inexperienced offensive line. Left tackle Tyrell Crosby and right tackle Matt Pierson each made his first career start at those respective positions, and the Ducks struggled with protection and penalties all night. The tide shifted when DeForest Buckner forced a fumble and Arik Armstead recovered it in the third quarter, setting the stage for Brown's go-ahead touchdown. Keanon Lowe had a career-high 104 receiving yards and two touchdowns - the first coming on a 57-yard reception to tie the game at 14-14 and the second proving to be the game-winning score with 5:33 to play in the final quarter.

**What it Means:** The second-ranked Ducks survived their first conference road trip with a victory, and now have a bye week in which to try and get healthier and shore up the offensive line. Oregon improved to 4-0 and is now 1-0 in Pac-12 play.

**Odds and ends:** Devon Allen scored two touchdowns, giving him five for the season, tied for the UO lead this season with Royce Freeman. ... Freeman started the game, becoming Oregon's second true freshman starter at running back in as many seasons, joining Thomas Tyner, who started the final regular season game in 2013. Prior to Tyner, the last UO true frosh to start at running back was Derek Loville in 1986. ... Mariota had never been sacked more than three times in a single game. ... Mariota has now suffered 12 sacks in his career at the hands of the Cougars - twice as many as any other opponent. ... Mariota's passing efficiency rating of 260.5 was the highest of his career. ... The game marked the second time Oregon's QB had more touchdown passes than incompletions.

Oregon Ducks	7	14	7	10	38	Record: (4-0, 1-0)
Washington State	14	7	0	10	31	Record: (1-3, 0-1)

1st	08:46	WSU	Williams, D. 18 yd pass from Halliday (Breshears kick), 5-56 1:56, ORE 0 - WSU 7
	03:38	ORE	Allen, D. 80 yd pass from Mariota (Wogan, Matt kick), 1-80 0:12, ORE 7 - WSU 7
	00:41	WSU	Williams, D. 8 yd pass from Halliday (Breshears kick), 7-75 2:57, ORE 7 - WSU 14
2nd	12:57	ORE	Lowe 57 yd pass from Mariota (Wogan, Matt kick), 3-73 0:51, ORE 14 - WSU 14
	08:05	ORE	Allen, D. 13 yd pass from Mariota (Wogan, Matt kick), 4-69 0:57, ORE 21 - WSU 14
	02:47	WSU	Galvin 6 yd pass from Halliday (Breshears kick), 12-74 5:11, ORE 21 - WSU 21
3rd	04:32	ORE	Brown, P. 8 yd pass from Mariota (Wogan, Matt kick), 6-65 2:02, ORE 28 - WSU 21
4th	14:50	WSU	Breshears, Q. 30 yd field goal, 11-74 4:34, ORE 28 - WSU 24
	11:04	ORE	Wogan, Matt 34 yd field goal, 10-57 3:41, ORE 31 - WSU 24
	08:57	WSU	Cracraft, R. 5 yd pass from Halliday (Breshears, kick), 6-75 2:07, ORE 31 - WSU 31
	05:33	ORE	Lowe 6 yd pass from Mariota (Wogan, Matt kick), 9-79 3:18, ORE 38 - WSU 31

**RUSHING:** Oregon Ducks-Freeman, Royce 20-75; Mariota, Marcus 13-58; Marshall, Byron 2-22; Tyner, Thomas 5-20; TEAM 2-minus 3. Washington State-Wicks, Gerard 7-36; Morrow, Jamal 9-33; Halliday, Connor 1-minus 6.

**PASSING:** Oregon Ducks-Mariota, Marcus 21-25-0-329. Washington State-Halliday, Connor 43-63-0-436.

**RECEIVING:** Oregon Ducks-Allen, Devon 7-142; Marshall, Byron 6-45; Lowe, Keanon 5-104; Brown, Pharaoh 3-38. Washington State-Cracraft, River 8-107; Mayle, Vince 7-75; Morrow, Jamal 6-79; Myers, Isiah 6-28; Williams, Dom 5-63; Galvin, Rickey 5-50; Wicks, Gerard 2-16; Lewis, Robert 2-13; Green, Calvin 2-5.

**INTERCEPTIONS:** Oregon Ducks-None. Washington State-None.

**FUMBLES:** Oregon Ducks-Mariota, Marcus 1-0. Washington State-Morrow, Jamal 1-1; Galvin, Rickey 1-1.

**SACKS (UA-A):** Oregon Ducks-Washington, T. 1-0. Washington State-Cooper, Xavier 0-3; Palacio, Kache 1-2; McLennan, Ivan 1-1; Paulo, Darryl 1-0; Monroe, Darryl 1-0.

**TACKLES (UA-A):** Oregon Ducks-Dargan, Erick 5-5; Ekpre-Olomu, I. 4-5; Daniels, Reggie 5-2; Hardrick, R. 3-4; Washington, T. 3-3; Walker, Joe 2-4; Malone, Derrick 4-1; Hill, Troy 3-0; Nelson, Charles 2-1; Robinson, Tyree 2-1; Mathis, Dior 2-1; Buckner, D. 2-1; Armstead, Arik 2-1; Coleman, Tyson 2-0; Balducci, Alex 1-1; French, C. 0-1; Forde, Ayele 0-1. Washington State-Monroe, Darryl 6-4; Allison, J. 6-4; Coen, Cyrus 5-4; Brown, Daquawn 4-4; Hameed, Sul. 5-1; Taliulu, Taylor 1-5; Paulo, Darryl 2-3; McLennan, Ivan 2-3; Cooper, Xavier 0-5; Palacio, Kache 2-2; Lemora, Darius 0-4; Mason, Marcus 1-1; White, C. 1-1; Henry, Parker 1-0; Pelluer, Peyton 1-0; Mayle, Vince 1-0; Myers, Isiah 1-0; Pole, Kalaf. 0-1; Ekuale, Danile 0-1; Barber, Robert 0-1.

TEAM STATISTICS	ORE	WSU
FIRST DOWNS	22	29
RUSHES-YARDS (NET)	42-172	17-63
PASSING YDS (NET)	329	436
Passes Att-Comp-Int	25-21-0	63-43-0
TOTAL OFFENSE PLAYS-YARDS	67-501	80-499
Fumble Returns-Yards	0-0	0-0
Punt Returns-Yards	2-12	3-10
Kickoff Returns-Yards	4-80	3-65
Interception Returns-Yards	0-0	0-0
Punts (Number-Avg)	4-36.0	2-44.5
Fumbles-Lost	1-0	2-2
Penalties-Yards	10-86	5-54
Possession Time	28:13	31:47
Third-Down Conversions	5 of 12	5 of 14
Fourth-Down Conversions	1 of 1	2 of 4
Red-Zone Scores-Chances	4-6	5-6
Sacks By: Number-Yards	1-6	7-48



## Game 3 - Sept. 13

**WYOMING** 14  
**#2 OREGON** 48

**Eugene, Ore. (56,533)**  
**Autzen Stadium**  
**66 degrees, mostly sunny**

EUGENE, Ore. — The second-ranked Oregon Ducks shook off a sluggish start to overcome an early deficit and wrap up nonconference play unbeaten after a 48-14 victory over Wyoming in Autzen Stadium on Saturday.

**How it Happened:** A Pac-12 Networks telecast necessitated an 11 a.m. PT kickoff time, and for a spell it seemed like Oregon had decided to sleep in. The Cowboys converted 5-of-6 third-down attempts on their first two possessions, sandwiched around the Ducks failing to score from their own 2-yard line. That helped Wyoming take an early 7-0 lead, but order soon was restored and the Ducks scored the next 41 points unanswered.

**Who Stood Out:** Marcus Mariota threw for two touchdowns and ran for two others, including a leaping, somersaulting effort in the second quarter to put the Ducks ahead 20-7. He was on the move several times throughout the game, as the offensive line adjusted to the early loss of left tackle Jake Fisher due to injury. That put walk-on junior Matt Pierson in at left tackle, on a day when true freshman Tyrell Crosby made his first career start at right tackle. Defensively, safety Erick Dargan had two more interceptions, the first of which set up Mariota's acrobatic touchdown.

**What it Means:** The Ducks (3-0) remained unbeaten through non-conference play, knocking off South Dakota, Michigan State and Wyoming. The red flag entering the Pac-12 gantlet will be depth at offensive tackle, as the Ducks were without Fisher, Tyler Johnstone, Andre Yruretagoyena and Elijah George due to leg injuries as of Saturday.

**Odds and ends:** Mariota threw a touchdown pass for the 29th straight game, every appearance of his career. ... Redshirt freshman Chris Seisay made his first career start. Senior Troy Hill suited up but did not appear, after playing through a knee issue last week against the Spartans. ... The crowd of 56,533 gave Oregon its 99th consecutive sellout.

<b>Wyoming</b>	<b>7</b>	<b>0</b>	<b>0</b>	<b>7</b>	<b>14</b>	<b>Record: (2-1)</b>
<b>Oregon Ducks</b>	<b>0</b>	<b>27</b>	<b>14</b>	<b>7</b>	<b>48</b>	<b>Record: (3-0)</b>

1st	01:02	WY	Gentry, T. 18 yd pass from Kirkegaard, C. (Williams kick), 11-98 5:27, WY 7 - ORE 0
2nd	14:55	ORE	Mariota, Marcus 15 yd run (Wogan, Matt kick), 4-65 1:07, WY 7 - ORE 7
	10:45	ORE	Marshall, Byron 30 yd run (Wogan, Matt kick failed), 7-86 2:15, WY 7 - ORE 13
	06:43	ORE	Mariota, Marcus 19 yd run (Wogan, Matt kick), 3-25 1:41, WY 7 - ORE 20
	01:34	ORE	Allen, D. 16 yd pass from Mariota, Marcus (Wogan kick), 7-85 1:35, WY 7 - ORE 27
3rd	13:19	ORE	Freeman, Royce 12 yd run (Wogan, Matt kick), 6-72 1:41, WY 7 - ORE 34
	09:59	ORE	Loyd, J. 5 yd pass from Mariota, Marcus (Wogan kick), 4-29 1:38, WY 7 - ORE 41
4th	14:03	WY	May, D.J. 12 yd pass from Kirkegaard (Williams kick), 11-76 6:28, WY 14 - ORE 41
	08:30	ORE	Benoit, Kani 1 yd run (Wogan, Matt kick), 15-79 5:33, WY 14 - ORE 48

**RUSHING:** Wyoming-WICK, Shaun 16-122; MAY, D.J. 8-42; HILL, Brian 8-14; CLAIBORNE, Jalen 1-0; RUFRAN, Dominic 1-minus 5; KIRKEGAARD, C. 7-minus 28; KRILL, J.D. 0-10. Oregon Ducks-Marshall, Byron 6-80; Mariota, Marcus 5-71; Tyner, Thomas 11-58; Freeman, Royce 5-22; Lockie, Jeff 1-13; Roseberry, Lane 2-9; Benoit, Kani 4-6; Bassett, Kenny 2-2; Jones, J.J. 1-2.

**PASSING:** Wyoming-KIRKEGAARD, C. 19-33-2-284. Oregon Ducks-Mariota, Marcus 19-23-0-221; Lockie, Jeff 6-8-0-72.

**RECEIVING:** Wyoming-CLAIBORNE, Jalen 5-53; MAY, D.J. 4-101; RUFRAN, Dominic 3-37; GENTRY, Tanner 2-35; MAULHARDT, Jake 2-32; WICK, Shaun 1-12; ELLIS, Jordan 1-12; NORMAN, Trey 1-2. Oregon Ducks-Brown, Pharaoh 4-46; Lowe, Keanon 4-41; Allen, Devon 3-42; Carrington, D. 3-38; Bassett, Kenny 2-36; Stanford, D. 2-26; Nelson, Charles 2-19; Tyner, Thomas 2-16; Marshall, Byron 1-16; Benoit, Kani 1-8; Loyd, Johnathan 1-5.

**INTERCEPTIONS:** Wyoming-None. Oregon Ducks-Dargan, Erick 2-35.

**FUMBLES:** Wyoming-KIRKEGAARD, C. 2-1. Oregon Ducks-None.

**SACKS (UA-A):** Michigan State-Thomas, L. 1-0; McDowell, M. 0-1; Heath, Joel 0-1; Rush, Marcus 1-0. Oregon Ducks-TM 1-0; Armstead, Arik 1-0; French, C. 1-0.

**TACKLES (UA-A):** Wyoming-NZEOCHA, Mark 6-5; SAMPSON, Jesse 5-3; WHITE, Darren 3-3; JONES, DeAndre 4-1; HARRIS, Devyn 3-2; PRIESTER, Robert 3-1; BURNS, Blair 3-1; WACHA, Lucas 3-1; STANTON, Jordan 2-1; HAYES, Tim 1-1; TUTEIN, William 1-1; HALA'API'API, S. 1-1; PULETASI, Sonny 1-1; OLIVE, Uso 0-2; LARK, Jeff 0-2; LANGE, Riley 0-2; MERTENS, Patrick 1-0; WICK, Shaun 1-0; KRILL, J.D. 1-0; BOYLAND, Troy 0-1; FINLEY, Tyran 0-1; YARBROUGH, Eddie 0-1; BORGES, Alex 0-1. Oregon Ducks-Daniels, Reggie 5-3; Walker, Joe 4-2; Hardrick, R. 1-5; Robinson, Tyree 3-2; Ekpre-Okoloma, I. 2-3; Armstead, Arik 2-3; Malone, Derrick 0-5; Dargan, Erick 2-2; Buckner, D. 1-3; Kamp, Sam 1-3; Coleman, Tyson 3-0; Prevot, T. 2-1; Swain, Jimmie 0-3; Nelson, Charles 2-0; Mathis, Dior 2-0; Hollins, Justin 1-1; Williams, J. 1-1; French, C. 1-1; Seisay, Chris 1-1; Washington, T. 0-2; Talia, Tui 0-2; Bassett, Kenny 1-0; Forde, Ayele 1-0; Carriger, Cody 1-0; Daniel, T.J. 0-1; Maloata, Austin 0-1; Balducci, Alex 0-1.

<b>TEAM STATISTICS</b>	<b>WYO</b>	<b>ORE</b>
FIRST DOWNS	24	32
RUSHES-YARDS (NET)	41-155	37-263
PASSING YDS (NET)	284	293
Passes Att-Comp-Int	33-19-2	31-25-0
TOTAL OFFENSE PLAYS-YARDS	74-439	68-556
Fumble Returns-Yards	0-0	0-0
Punt Returns-Yards	0-0	1-2
Kickoff Returns-Yards	8-151	2-46
Interception Returns-Yards	0-0	2-35
Punts (Number-Avg)	3-39.0	1-50.0
Fumbles-Lost	2-1	0-0
Penalties-Yards	5-48	4-30
Possession Time	37:38	22:22
Third-Down Conversions	9 of 17	9 of 11
Fourth-Down Conversions	2 of 3	0 of 1
Red-Zone Scores-Chances	2-4	6-7
Sacks By: Number-Yards	0-0	5-31



## Game 2 - Sept. 6

**#7 MICHIGAN STATE 27**  
**#3 OREGON 46**

**Eugene, Ore. (59,456)**  
**Autzen Stadium**  
**91 degrees, overcast**

EUGENE, Ore. — The first nonconference matchup of top-10 teams in Autzen Stadium history lived up to every bit of the hype, as No. 3 Oregon jumped out to a lead, withstood a furious comeback by No. 7 Michigan State and recovered to win 46-27.

**How it Happened:** The Spartans all but shut down Oregon's vaunted run game, survived a couple big plays by the Ducks early on and then got the momentum going squarely in their favor. The Ducks used an Erick Dargan interception to set up the game's first touchdown, and a 70-yard touchdown pass to Devon Allen made it 18-7. But the Spartans then scored the game's next 20 points to build a 27-18 lead. The Ducks then flipped the switch on both sides of the ball, shutting down MSU's offense and getting third-quarter touchdown passes from Marcus Mariota to Allen again and then Keanon Lowe for a 32-27 lead. A Royce Freeman touchdown run made it 39-27 early in the fourth quarter. The big freshman capped the Oregon effort with a 14-yard score on a fourth-and-two carry, completing a crushing 11-play, 96-yard drive that ticked off 6:31 of the final 7:56.

**Who Stood Out:** Mariota finished the day 17-of-28 for 318 yards and three touchdowns through the air. He also had two huge third-down conversions in the third quarter, one on each UO scoring drive. He flipped a shovel pass on the run to Freeman to convert a third-and-11, and ran it himself on third-and-nine. Defensively, linebacker Joe Walker entered the starting lineup and finished the game with nine tackles. Defensive lineman DeForest Buckner followed up his six-tackle performance against South Dakota in the opener with seven on Saturday. MSU quarterback Connor Cook was outstanding as well, passing for 343 yards and two scores.

**What it Means:** The Ducks now figure to be a favorite to make the inaugural College Football Playoff, though the entire Pac-12 schedule looms. One of the Ducks' chief rivals for the Pac-12 North title, Stanford, dropped its conference opener to USC on Saturday.

**Odds and ends:** Mariota passed Bill Musgrave to become Oregon's career leader in total offense in the first quarter, and threw his school-record 67th career touchdown pass in the second quarter. ... Cameron Hunt returned to the starting lineup at right guard. ... True freshman Tyrell Crosby played nearly the entire second half at right tackle after Andre Yruretagoyena was carted off.

<b>Michigan State</b>	<b>0</b>	<b>24</b>	<b>3</b>	<b>0</b>	<b>27</b>	<b>Record: (1-1)</b>
<b>Oregon Ducks</b>	<b>8</b>	<b>10</b>	<b>14</b>	<b>14</b>	<b>46</b>	<b>Record: (2-0)</b>

1st	03:39	ORE	Tyner, T. 1 yd run (Buckner, D. pass from Alie, Taylor), 7-39 2:02, MSU 0 - ORE 8
2nd	13:37	ORE	Wogan, Matt 28 yd field goal, 6-77 1:50, MSU 0 - ORE 11
	10:57	MSU	Langford, J. 16 yd run (Geiger, Michael kick), 8-76 2:40, MSU 7 - ORE 11
	10:12	ORE	Allen, D. 70 yd pass from Mariota, M. (Wogan kick), 2-75 0:45, MSU 7 - ORE 18
	06:40	MSU	Geiger, Michael 34 yd field goal, 7-15 3:32, MSU 10 - ORE 18
	02:26	MSU	Lippett, T. 7 yd pass from Cook, C. (Geiger kick), 6-38 2:15, MSU 17 - ORE 18
	00:18	MSU	Price, Josiah 7 yd pass from Cook, C. (Geiger kick), 6-66 1:09, MSU 24 - ORE 18
3rd	10:55	MSU	Geiger, Michael 42 yd field goal, 8-30 2:38, MSU 27 - ORE 18
	04:33	ORE	Allen, D. 24 yd pass from Mariota, M. (Wogan kick), 8-59 2:13, MSU 27 - ORE 25
	01:34	ORE	Lowe, K. 37 yd pass from Mariota, M. (Wogan kick), 7-59 1:50, MSU 27 - ORE 32
4th	14:19	ORE	Freeman, Royce 38 yd run (Wogan, Matt kick), 2-54 0:30, MSU 27 - ORE 39
	01:25	ORE	Freeman, Royce 14 yd run (Wogan, Matt kick), 11-96 6:31, MSU 27 - ORE 46

**RUSHING:** Michigan State-Langford, J. 24-86; Shelton, R.J. 1-30; Hill, Nick 7-14; Cook, Connor 4-minus 7. Oregon Ducks-Freeman, Royce 13-89; Mariota, Marcus 9-42; Tyner, Thomas 13-33; Marshall, Byron 5-9.

**PASSING:** Michigan State-Cook, Connor 29-47-2-343. Oregon Ducks-Mariota, Marcus 17-28-0-318.

**RECEIVING:** Michigan State-Lippett, Tony 11-133; Price, Josiah 5-51; Shelton, R.J. 4-58; Burbridge, A. 2-30; Mumphery, Keith 2-23; Kings, M. 2-20; Troup, AJ 1-19; Williams, D. 1-10; Langford, J. 1-minus 1. Oregon Ducks-Allen, Devon 3-110; Lowe, Keanon 3-58; Marshall, Byron 3-36; Carrington, D. 2-66; Freeman, Royce 2-22; Stanford, D. 2-19; Tyner, Thomas 2-7.

**INTERCEPTIONS:** Michigan State-None. Oregon Ducks-Dargan, Erick 1-36; Ekpre-Olomu, I. 1-0.

**FUMBLES:** Michigan State-Shelton, R.J. 1-0. Oregon Ducks-None.

**SACKS (UA-A):** Michigan State-Thomas, L. 1-0; McDowell, M. 0-1; Heath, Joel 0-1; Rush, Marcus 1-0. Oregon Ducks-TM 1-0; Armstead, Arik 1-0; French, C. 1-0.

**TACKLES (UA-A):** Michigan State-Rush, Marcus 8-3; Williamson, RJ 6-3; Jones, Taiwan 2-3; Wayne, Trae 3-1; Calhoun, S. 3-1; Heath, Joel 1-3; Drummond, K. 3-0; Hicks, Mylan 3-0; Hicks, Darian 2-1; Harris, Darien 2-1; McDowell, M. 2-1; Davis, Ed 1-2; Bullough, Riley 2-0; Cox, Demetrious 1-1; Thomas, L. 1-1; Sadler, Mike 1-0; Powell, Jalyn 1-0; Conklin, Jack 1-0; Frey, Chris 1-0; Cooper, D. 0-1. Oregon Ducks-Hill, Troy 7-2; Walker, Joe 4-5; Buckner, D. 3-4; Daniels, Reggie 5-1; Robinson, Tyree 5-0; Ekpre-Olomu, I. 3-2; Malone, Derrick 3-2; Armstead, Arik 2-3; Hardrick, R. 1-3; Coleman, Tyson 1-3; Dargan, Erick 2-1; Mathis, Dior 1-2; Washington, T. 2-0; Nelson, Charles 2-0; Talia, Tui 0-2; French, C. 1-0; TM 1-0; Balducci, Alex 0-1; Allen, Devon 0-1.

<b>TEAM STATISTICS</b>	<b>MSU</b>	<b>ORE</b>
FIRST DOWNS	25	19
RUSHES-YARDS (NET)	36-123	40-173
PASSING YDS (NET)	343	318
Passes Att-Comp-Int	47-29-2	28-17-0
TOTAL OFFENSE PLAYS-YARDS	83-466	68-491
Fumble Returns-Yards	0-0	0-0
Punt Returns-Yards	3-4	3-40
Kickoff Returns-Yards	5-121	3-69
Interception Returns-Yards	0-0	2-36
Punts (Number-Avg)	6-42.7	7-43.0
Fumbles-Lost	1-0	0-0
Penalties-Yards	5-38	9-74
Possession Time	33:40	26:20
Third-Down Conversions	7 of 17	6 of 16
Fourth-Down Conversions	0 of 1	2 of 2
Red-Zone Scores-Chances	4-4	3-3
Sacks By: Number-Yards	3-23	3-11





## Game 1 - Aug. 30

**SOUTH DAKOTA** 13  
**#3 OREGON** 62

Eugene, Ore. (57,388)  
Autzen Stadium  
67 degrees, partly sunny

EUGENE, Ore. — Oregon's 2014 regular season got off to a rousing start with a 62-13 win over visiting South Dakota before 57,388 fans in Autzen

Stadium on Saturday night.

**How it Happened:** The Ducks had little trouble scoring, piling up 466 first-half yards on the way to a 41-13 halftime lead. UO coach Mark Helfrich's ire was drawn when a careless play took points off the board, along with five early penalties and some porous run defense. But Oregon was able to work nearly every available player onto the field, valuable experience for a team that brought 40 newcomers into preseason camp.

**Who Stood Out:** Quarterback Marcus Mariota took advantage of an array of new offensive weapons, including the Pac-12's top returning rusher Byron Marshall in a new all-purpose role and freshman running back Royce Freeman. Mariota played the first half and finished 14-of-20 passing for 267 yards and three touchdowns, adding six rushes for 43 yards and a score. Marshall caught six of those passes for 117 yards and two touchdowns in the first half, and rushed twice for 58 yards, though he also cost the Ducks six points by dropping the ball just short of the goal line at the end of a long run. Freeman had touchdowns on two of his first three carries, backing up the considerable hype he generated in preseason camp.

**What it Means:** The Ducks certainly looked like a top-five team in the nation when they had the ball, with Thomas Tyner getting the bulk of the carries and Mariota spreading it around to the likes of Marshall and Darren Carrington. South Dakota's 20 first-half rushes for 120 yards were troubling, especially with mighty Michigan State coming to town next, but some of that was against backup Duck defenders, making it tough to completely assess how things will look under new coordinator Don Pellum.

**Odds and Ends:** Ten true freshmen saw the field, a number that Ducks haven't exceeded in any of the last four full seasons. The ten were long snapper Tanner Carew, kicker Aidan Schneider, offensive lineman Tyrell Crosby, receiver Charles Nelson, defensive linemen Austin Maloata and Henry Mondeaux, linebackers Justin Hollins and Jimmie Swain, cornerback Arrion Springs and Freeman. Nelson returned a third-quarter punt for a touchdown. ... At positions where the Ducks hadn't previously announced starters, the first reps went to Dwayne Stanford at receiver, Pharaoh Brown at tight end, Jake Pisarcik at right guard, Reggie Daniels at safety and Thomas Tyner at running back ... Mariota set UO career records for total touchdowns (82) and passing touchdowns (66), tying Darron Thomas in the latter category.

South Dakota	3	10	0	0	13	Record: (0-1)
Oregon Ducks	21	20	7	14	62	Record: (1-0)

1st	13:26	ORE	Stanford, D. 62 yd pass from Mariota, M. (Alie, T. rush), 4-74 1:34, USD 0 - ORE 8
	09:02	USD	Bergner, Miles 47 yd field goal, 9-33 4:24, USD 3 - ORE 8
	07:58	ORE	Marshall, B. 41 yd pass from Mariota (Alie pass failed), 3-63 1:04, USD 3 - ORE 14
	03:11	ORE	Freeman, Royce 1 yd run (Schneider, A. kick), 9-97 2:12, USD 3 - ORE 21
2nd	09:26	USD	Bergner, Miles 25 yd field goal, 8-42 3:49, USD 6 - ORE 21
	07:41	ORE	Freeman, Royce 26 yd run (Schneider, A. kick), 5-58 1:45, USD 6 - ORE 28
	03:57	ORE	Marshall 11 yd pass from Mariota (Schneider, A. kick), 5-40 1:22, USD 6 - ORE 35
	01:36	USD	Bouma, Trevor 3 yd run (Bergner, Miles kick), 6-75 2:21, USD 13 - ORE 35
	00:14	ORE	Mariota, Marcus 1 yd run (Schneider, A. kick blocked), 10-76 1:22, USD 13 - ORE 41
3rd	07:58	ORE	Nelson, Charles 50 yd punt return (Schneider, A. kick), , USD 13 - ORE 48
4th	14:31	ORE	Brown, P. 4 yd pass from Lockie, J. (Schneider kick), 13-71 4:19, USD 13 - ORE 55
	09:21	ORE	Bassett, Kenny 9 yd run (Schneider, A. kick), 10-80 3:20, USD 13 - ORE 62

**RUSHING:** South Dakota-Sanders, Jasper 5-65; Bouma, Trevor 14-60; Kilgore, Khorey 8-31; Roberts, Jordan 5-22; Earl, Kevin 5-minus 1; Saeger, Ryan 2-minus 5. Oregon Ducks-Marshall, Byron 8-90; Freeman, Royce 10-75; Tyner, Thomas 11-64; Mariota, Marcus 6-43; Bassett, Kenny 3-21.

**PASSING:** South Dakota-Earl, Kevin 13-26-0-136; Saeger, Ryan 5-8-0-62. Oregon Ducks-Mariota, Marcus 14-20-0-267; Lockie, Jeff 11-12-0-113.

**RECEIVING:** South Dakota-Donovan, Riley 4-42; Van Roekel, B. 3-54; Shufford, Eric 3-23; Bouma, Trevor 3-22; Ramsey, Aaron 1-28; Vander Maten, J. 1-9; Sanders, Jasper 1-8; Roberts, Jordan 1-7; Kramer, Ben 1-5. Oregon Ducks-Marshall, Byron 8-138; Carrington, D. 4-68; Tyner, Thomas 3-8; Brown, Pharaoh 2-32; Mundt, Johnny 2-29; Stanford, D. 1-62; Lowe, Keanon 1-18; Freeman, Royce 1-11; Nelson, Charles 1-8; Allen, Devon 1-5; Loyd, Johnathan 1-1.

**INTERCEPTIONS:** South Dakota-None. Oregon Ducks-None.

**FUMBLES:** South Dakota-Bouma, Trevor 1-1; Roberts, Jordan 1-0. Oregon Ducks-Marshall, Byron 1-1.

**SACKS (UA-A):** South Dakota-None. Oregon Ducks-Balducci, Alex 1-0; Coleman, Tyson 1-0; Williams, J. 1-0.

**TACKLES (UA-A):** South Dakota-Graham, Tyson 6-2; Wessel, John 4-3; Lage, Keyen 2-5; Lilly, Micheal 3-3; Tyler, Chris 4-1; Tellefsen, Steve 3-2; Moreland, Jet 4-0; Warner, Jacob 2-2; Iddings, Drew 2-2; Buscarini, Colin 1-3; Sutko, Bailey 1-2; Guziec, Kyle 1-2; Bredl, Sean 0-3; O'Farrell, Devon 1-1; Hillier, Ryan 1-1; Lewis, Zeke 1-1; Harris, Adam 1-0; Beaugard, Fred 1-0; Johnson, Auston 1-0; Armstead, Will 1-0; Leohr, Jake 0-1. Oregon Ducks-Daniels, Reggie 4-3; Dargan, Erick 4-3; Buckner, D. 2-4; Malone, Derrick 3-2; Armstead, Arik 4-0; Seisay, Chris 3-1; Maloata, Austin 2-2; Balducci, Alex 2-2; Robinson, Tyree 2-1; Hardrick, R. 2-1; Ragin, Johnny 2-1; Mathis, Dior 2-0; Springs, Arrion 2-0; Swain, Jimmie 1-1; Williams, J. 1-1; Nelson, Charles 1-1; Coleman, Tyson 1-1; Forde, Ayele 1-1; Kamp, Sam 1-1; Ekpre-Olomu, I. 1-0; Walker, Joe 1-0; Prevot, T. 1-0; Bassett, Kenny 1-0; Carew, Tanner 0-1; Daniel, T.J. 0-1; Bair, Stetson 0-1; Ava, Isaac 0-1.

TEAM STATISTICS	USD	ORE
FIRST DOWNS	19	32
RUSHES-YARDS (NET)	39-172	38-293
PASSING YDS (NET)	198	380
Passes Att-Comp-Int	34-18-0	32-25-0
TOTAL OFFENSE PLAYS-YARDS	73-370	70-673
Fumble Returns-Yards	0-0	1-0
Punt Returns-Yards	1-18	4-46
Kickoff Returns-Yards	8-119	4-53
Interception Returns-Yards	0-0	0-0
Punts (Number-Avg)	6-36.5	2-38.5
Fumbles-Lost	2-1	1-1
Penalties-Yards	5-35	9-64
Possession Time	39:04	20:56
Third-Down Conversions	7 of 17	7 of 9
Fourth-Down Conversions	0 of 2	0 of 0
Red-Zone Scores-Chances	2-3	5-5
Sacks By: Number-Yards	0-0	3-24

## THE LAST TIME...

**RUSHING****Player Rushed for 100 Yards**

by UO 105, Royce Freeman, vs. Colorado 11/22/2014  
by Opp 190, Paul Perkins, UCLA 10/11/2014

**Two Players Rushed for 100 Yards**

by UO 124, De'Anthony Thomas; 122 Marcus Mariota at Virginia 9/7/2013  
by Opp Ka'Deem Carey (206) and B.J. Denker (102), Arizona 11/23/2013

**Three Players Rushed for 100 Yards**

by UO 128, De'Anthony Thomas; 124 Byron Marshall; Marcus Mariota vs. Nicholls 8/31/2013  
by opp Unknown

**Player Rushed for 200 Yards**

by UO 321, Kenjon Barner at USC 11/3/2012  
by Opp 206, Ka'Deem Carey, Arizona 11/23/2013

**Player Rushed 30 Times**

by UO 38 (321 yds), Kenjon Barner at USC 11/3/2012  
by Opp 48 (206 yds), Ka'Deem Carey, Arizona 11/23/2013

**Player Rushed for 4 Touchdowns or More**

by UO 4, Royce Freeman vs. Washington, 10/18/2014  
by Opp 4, Ka'Deem Carey, Arizona 11/23/2013

**Player Rushed for 3 Touchdowns or More**

by UO 4, Royce Freeman vs. Washington, 10/18/2014  
by Opp 4, Ka'Deem Carey, Arizona 11/23/2013

**Player Scored on 50-Yard Run or Longer**

by UO 66, Thomas Tyner vs. Washington State 10/19/2013  
by Opp 60, Bishop Sankey, Washington 10/12/2013

**Player had a 70-Yard Run or Longer**

by UO 71, Marcus Mariota at Virginia 9/7/2013  
by Opp 80, Kory Sheets, Purdue 9/13/2008

**Player had an 80-Yard Run or Longer**

by UO 86, Marcus Mariota at Arizona State 10/18/2012  
by Opp 80, Kory Sheets, Purdue 9/13/2008

**PASSING****Player Passed for 400 Yards**

by UO 456, Marcus Mariota (23-33) vs. Tennessee 9/14/2013  
by Opp 436, Connor Halliday (43-63), at Washington State 9/20/2014

**Player Completed 25 Passes**

by UO 27, Marcus Mariota (308 yds) at Arizona 11/23/2013  
by Opp 32, Jared Goff (360 yds), vs. California 10/24/2014

**Player Attempted 40 Passes**

by UO 41, Marcus Mariota (27 comp) at Arizona 11/23/2013  
by Opp 52, Jared Goff (32 comp), vs. California 10/24/2014

**Player Passed for 4 or more Touchdowns**

by UO 5, Marcus Mariota vs. California 10/24/2014  
by Opp 4, Connor Halliday, Washington State 10/19/2013

**Player Passed for 5 or more Touchdowns**

by UO 5, Marcus Mariota vs. California 10/24/2014  
by Opp 5, Matt Barkley, USC 11/3/2012

**RECEIVING****Player Caught 10 or More Passes**

by UO 10, De'Anthony Thomas (86 yds) vs. Oregon State 11/26/2011  
by Opp 10, Brandin Cooks (110 yds), Oregon State 11/29/2013

**Player Gained 150 Yards Receiving**

by UO 186, Josh Huff (9 rec.) vs. Oregon State 11/29/2013  
by Opp 152, Kaelin Clay (5 rec.) at Utah, 11/8/2014

**Two players had 100 yards Receiving**

by UO Byron Marshall (133) and Dwayne Stanford (103), vs. California 10/24/2014  
by Opp Marqise Lee (157) and Nelson Agholor (162), USC 11/3/2012

**Player Made Three Touchdown Receptions**

by UO 3, Josh Huff vs. Oregon State 11/29/2013  
by Opp 3, Juron Criner, Arizona 11/21/2009

**Player Scored on 50-Yard Pass Play or Longer**

by UO 80, Devon Allen (Marcus Mariota) at Washington State 9/20/2014  
by Opp 75, D.D. Goodson (Paul Richardson), Colorado 10/5/2013

**Player Scored on 80-Yard Pass Play or Longer**

by UO 80, Devon Allen (Marcus Mariota) at Washington State 9/20/2014  
by Opp 85, Juron Criner (Nick Foles), Arizona 11/26/2010

**SPECIAL TEAMS****Player Accumulated 100 Yards or More Punt Returns**

by UO 142, Bralon Addison vs. California 9/28/2013  
by Opp 146, Curtis Conway, USC 10/10/1992

**Player Returned Punt for Touchdown**

by UO 58, Charles Nelson vs. California 10/24/2014  
by Opp 65, DeSean Jackson, California 10/7/2006

**Player Accumulated 200 Yards or More Kickoff Returns**

by UO 201, Walter Thurmond III vs. Oklahoma State 12/30/2008  
by Opp 251, Marqise Lee, USC 11/3/2012

**Player Returned Kickoff for Touchdown**

by UO 86, De'Anthony Thomas vs. Utah 11/16/2013  
by Opp 100, Terry Richardson, ASU 9/30/2006

**Player Scored a Touchdown on a Blocked Punt**

by UO Boseko Lokombo (Avery Patterson block) vs. Washington St. 10/29/2011  
by Opp Jon Alston, Stanford 10/1/2005

**Player Blocked Punt (No Touchdown)**

by UO Josh Huff at Virginia 9/7/2013  
by Opp T.J. McDonald, USC 11/19/2011

**Player Scored a Touchdown on a Blocked Field Goal**

by UO Rodney Hardrick (Wade Keliikipi) at Stanford 11/7/2013  
by Opp Marlin Jackson (Jeremy LeSueur), Michigan 9/20/2003

**Player Blocked a Field Goal (No Touchdown)**

by UO Wade Keliikipi at Stanford 11/7/2013  
by Opp Tra'Darius Goff, Tennessee Tech 9/15/2012

**KICKING****Player Kicked Four or More Field Goals**

by UO 4, Morgan Flint vs. USC 10/31/2009  
by Opp 4, Jordan Williamson, Stanford 11/7/2013

**Player Kicked 50-Yard or Longer Field Goal**

by UO 52, Matt Evensen at Arizona State 10/25/2008  
by Opp 54, Giorgio Tavecchio, California 10/6/2011

**Player had a 70+ Yard Punt**

by UO 75, Kurtis Doerr at Michigan State 9/2/1999  
by Opp 77, Jeff Locke, UCLA 10/10/2009

**Player Missed Point After Touchdown**

by UO Matt Wogan at UCLA 10/11/2014  
by Opp Andrew Furney, Washington State 9/29/2012

## THE LAST TIME...

**DEFENSE****Player Made 15 or More Tackles**

by UO 20, Michael Clay vs. Stanford 11/17/2012  
by Opp 15, Addison Gillam, Colorado 10/5/2013

**Player Made Two or More Interceptions**

by UO 2, Erick Dargan vs. Wyoming 9/13/2014  
by Opp 2, Greg Henders, Colorado 10/5/2014

**Player Made Three or More Interceptions**

by UO 3, Steve Smith vs. Colorado 1/1/2002  
by Opp 3, Jake Cookus, Oregon State 11/18/2000

**Player Returned Interception for Touchdown**

by UO D. Malone (39 yds) and A. Patterson (37 yds) vs. Texas 10/19/2013  
by Opp Damante Horton (76 yds), Washington State 10/29/2011

**Player Recovered/Returned Fumble for Touchdown**

by UO Joe Walker (99 yds) at Utah, 11/8/2014  
by Opp Deone Bucannon (29 yds), Washington State 10/19/2013

**Player Scored a 2-point Safety**

by UO Team vs. Washington State 10/13/2007  
by Opp Team, Colorado 10/22/2011

**Player Scored a 1-point Safety**

by UO Team vs. Kansas State 1/3/2013

**TEAM****Surpassed 700 Yards Total Offense**

by UO 719, vs. Washington State 10/19/2013  
by Opp Unknown

**Surpassed 600 Yards Total Offense**

by UO 673, vs. South Dakota 8/30/2014  
by Opp 615, USC 11/3/2012

**Surpassed 500 Yards Total Offense**

by UO 597, vs. Colorado 11/22/2014  
by Opp 560, vs. California 10/24/2014

**Rushed for 500 Yards**

by UO 500, vs. Nicholls 8/31/2013  
by OPP 524, Washington State 10/27/1984

**Rushed for 400 Yards**

by UO 500, vs. Nicholls 8/31/2013  
by OPP 405, Arizona State 11/15/1997

**Rushed for 300 Yards**

by UO 325, vs. UCLA 10/26/2013  
by Opp 328, at UCLA 10/11/2014

**Passed for 400 Yards**

by UO 406, by UO 755, at Colorado 10/5/2013  
by Opp 436, at Washington State 9/20/2014

**Recorded a Shutout**

by UO 49-0, vs. Arizona 9/22/2012  
by Opp 0-16, at UCLA 11/24/2007

**Scored 70 Points**

by UO 70-14, vs. Colorado 10/27/2013  
by Opp 7-71, Texas 12/6/1941

**Scored 60 Points**

by UO 62-13, vs. South Dakota 8/30/2014  
by Opp 0-63, Nebraska 9/28/1985

**Scored 50 Points**

by UO 51-27, at Utah 11/8/2014  
by Opp 51-62, USC 11/3/2012

**Failed to Rush for 100 Yards**

by UO 62, vs. at Stanford 11/7/2013  
by Opp 63, at Washington State 9/20/2014

**Failed to Pass for 100 Yards**

by UO 48, at Arizona State 10/18/2012  
by Opp 56, Texas 12/30/2013

**Failed to Gain 100 Yards Total Offense**

by UO 97, (27 rush, 70 pass) at Washington State 10/8/1994  
by Opp 88, San Jose State 10/6/1962

**Failed to Score a Touchdown**

by UO 0-16, at UCLA 11/24/2007  
by Opp 66-3, Nicholls 8/31/2013

**Team had 100 or More Penalty Yards**

by UO 106, vs. California (10 penalties) 10/24/2014  
by Opp 111, vs. California (11 penalties) 10/24/2014



## 2014 OREGON INDIVIDUAL GAME HIGHS

Rushes .....	29	Freeman, Royce vs Washington (10/18/14)
Yards Rushing .....	169	Freeman, Royce vs Washington (10/18/14)
TD Rushes .....	4	Freeman, Royce vs Washington (10/18/14)
Long Rush .....	61	Mariota, Marcus at Utah (11/08/14)
Pass attempts .....	33	Mariota, Marcus vs Washington (10/18/14)
Pass completions .....	24	Mariota, Marcus vs Washington (10/18/14)
Yards Passing .....	336	Mariota, Marcus vs Washington (10/18/14)
TD Passes .....	5	Mariota, Marcus at Washington St. (09/20/14)
Long Pass .....	80	Mariota, Marcus vs California (10/24/14)
Receptions .....	8	Marshall, Byron vs South Dakota (08/30/14)
Yards Receiving .....	142	Allen, Devon at Washington State (09/20/14)
TD Receptions .....	2	Marshall, Byron vs South Dakota (08/30/14)
.....		Allen, Devon vs Michigan State (09/06/14)
.....		Allen, Devon at Washington State (09/20/14)
.....		Lowe, Keanon at Washington St. (09/20/14)
.....		Brown, Pharaoh vs California (10/24/14)
.....		Stanford, D. vs California (10/24/14)
.....		Stanford, D. at Utah (11/08/14)
.....		Nelson, Charles vs Colorado (11/22/14)
Long Reception .....	80	Allen, Devon at Washington State (09/20/14)
Field Goals .....	3	Schneider, A. at Utah (11/08/14)
Long Field Goal .....	42	Schneider, A. at Utah (11/08/14)
Punts .....	7	Wheeler, Ian vs Michigan State (09/06/14)
Punting Avg .....	50.0	Wheeler, Ian vs Wyoming (09/13/14)
Long Punt .....	53	Wheeler, Ian vs Michigan State (09/06/14)
Punts inside 20 .....	3	Wheeler, Ian vs Colorado (11/22/14)
Long Punt Return .....	58	Nelson, Charles vs California (10/24/14)
Long Kickoff Return .....	45	Allen, Devon vs California (10/24/14)
Tackles .....	12	Dargan, Erick vs Stanford (11/01/14)
Sacks .....	2.0	French, C. vs Washington (10/18/14)
Tackles For Loss .....	2.5	Buckner, D. vs Washington (10/18/14)
Interceptions .....	2	Dargan, Erick vs Wyoming (09/13/14)

## 2014 OREGON TEAM GAME HIGHS

Rushes .....	50	vs Washington (10/18/14)
Yards Rushing .....	293	at Utah (11/08/14)
Yards Per Rush .....	7.7	vs South Dakota (08/30/14)
TD Rushes .....	5	vs South Dakota (08/30/14)
Pass attempts .....	36	vs Wyoming (09/13/14)
Pass completions .....	26	vs Colorado (11/22/14)
Yards Passing .....	380	vs Colorado (11/22/14)
Yards Per Pass .....	13.2	vs South Dakota (08/30/14)
TD Passes .....	5	at Washington State (09/20/14)
Total Plays .....	83	at Washington State (09/20/14)
Total Offense .....	673	vs California (10/24/14)
Yards Per Play .....	9.6	vs Washington (10/18/14)
Points .....	62	vs South Dakota (08/30/14)
Sacks By .....	5	vs South Dakota (08/30/14)
First Downs .....	32	vs Wyoming (09/13/14)
Penalties .....	10	vs South Dakota (08/30/14)
Penalty Yards .....	106	at Washington State (09/20/14)
Turnovers .....	2	vs Arizona (10/02/14)
Interceptions By .....	2	vs California (10/24/14)
Punts .....	7	vs California (10/24/14)
Punting Avg .....	50.0	at Washington State (09/20/14)
Long Punt .....	53	vs Arizona (10/02/14)
Punts inside 20 .....	3	vs California (10/24/14)
Long Punt Return .....	58	vs Colorado (11/22/14)

## 2014 OPPONENT INDIVIDUAL GAME HIGHS

Rushes .....	27	Jones-Grigsby, vs Arizona (10/02/14)
Yards Rushing .....	190	Perkins, at UCLA (10/11/14)
TD Rushes .....	2	Wilson, N., vs Arizona (10/02/14)
Long Rush .....	45	Rubenzer, Luke, vs California (10/24/14)
Pass attempts .....	63	Sanders, Jasper, vs South Dakota (08/30/14)
Pass completions .....	43	Halliday, Connor, at Washington St. (09/20/14)
Yards Passing .....	436	Halliday, Connor, at Washington St. (09/20/14)
TD Passes .....	4	Halliday, Connor, at Washington St. (09/20/14)
Long Pass .....	78	Wilson, Travis, at Utah (11/08/14)
Receptions .....	11	Lippett, Tony, vs Michigan State (09/06/14)
Yards Receiving .....	152	Clay, Kaelin, at Utah (11/08/14)
TD Receptions .....	2	Williams, Dom, at Washington State (09/20/14)
Long Reception .....	78	Payton, at UCLA (10/11/14)
Field Goals .....	3	Clay, Kaelin, at Utah (11/08/14)
Long Field Goal .....	47	Williamson, J., vs Stanford (11/01/14)
Punts .....	8	Bergner, Miles, vs South Dakota (08/30/14)
Punting Avg .....	58.0	Williamson, J., vs Stanford (11/01/14)
Long Punt .....	62	O'Neill, Darragh, vs Colorado (11/22/14)
Punts inside 20 .....	3	O'Neill, Darragh, vs Colorado (11/22/14)
Long Punt Return .....	18	Sanders, Jasper, vs South Dakota (08/30/14)
Long Kickoff Return .....	59	Shelton, R.J., vs Michigan State (09/06/14)
Tackles .....	14	Martinez, B., vs Stanford (11/01/14)
Sacks .....	2.5	Moeller, Ryan, vs Colorado (11/22/14)
Tackles For Loss .....	2.5	Kikaha, Hau'oli, vs Washington (10/18/14)
Interceptions .....	1	Rush, Marcus, vs Michigan State (09/06/14)
		Kikaha, Hau'oli, vs Washington (10/18/14)
		Shelton, Danny, vs Washington (10/18/14)
		McClure, Stefan, vs California (10/24/14)
		Carter, A., vs Stanford (11/01/14)

## 2014 OPPONENT TEAM GAME HIGHS

Rushes .....	55	vs Arizona (10/02/14)
Yards Rushing .....	328	at UCLA (10/11/14)
Yards Per Rush .....	6.1	at UCLA (10/11/14)
TD Rushes .....	4	vs California (10/24/14)
Pass attempts .....	63	at Washington State (09/20/14)
Pass completions .....	43	at Washington State (09/20/14)
Yards Passing .....	436	at Washington State (09/20/14)
Yards Per Pass .....	9.7	at Utah (11/08/14)
TD Passes .....	4	at Washington State (09/20/14)
Total Plays .....	93	vs California (10/24/14)
Total Offense .....	560	vs California (10/24/14)
Yards Per Play .....	6.5	at Utah (11/08/14)
Points .....	41	vs California (10/24/14)
Sacks By .....	7	at Washington State (09/20/14)
First Downs .....	31	at UCLA (10/11/14)
Penalties .....	11	vs California (10/24/14)
Penalty Yards .....	111	vs California (10/24/14)
Turnovers .....	4	at Utah (11/08/14)
Interceptions By .....	1	vs California (10/24/14)
Punts .....	8	vs Stanford (11/01/14)
Punting Avg .....	54.7	vs Colorado (11/22/14)
Long Punt .....	62	vs Arizona (10/02/14)
Punts inside 20 .....	3	vs Colorado (11/22/14)
Long Punt Return .....	18	vs South Dakota (08/30/14)

## 2014 OREGON SCORING DRIVES

Opp.	Qtr.	Time	Scoring Play	Conversion	Plays-Yards	TOP	Score
USD	1st	13:26	Stanford, D. 62 yd pass from Mariota, Marcus	Alie, Taylor rush	4-74	1:34	8-0
USD	1st	07:58	Marshall, Byron 41 yd pass from Mariota, Marcus	Alie, Taylor pass failed	3-63	1:04	14-3
USD	1st	03:11	Freeman, Royce 1 yd run	Schneider, A. kick	9-97	2:12	21-3
USD	2nd	07:41	Freeman, Royce 26 yd run	Schneider, A. kick	5-58	1:45	28-6
USD	2nd	03:57	Marshall, Byron 11 yd pass from Mariota, Marcus	Schneider, A. kick	5-40	1:22	35-6
USD	2nd	00:14	Mariota, Marcus 1 yd run	Schneider, A. kick blockd	10-76	1:22	41-13
USD	3rd	07:58	Nelson, Charles 50 yd punt return	Schneider, A. kick			48-13
USD	4th	14:31	Brown, Pharaoh 4 yd pass from Lockie, Jeff	Schneider, A. kick	13-71	4:19	55-13
USD	4th	09:21	Bassett, Kenny 9 yd run	Schneider, A. kick	10-80	3:20	62-13
MSU	1st	03:39	Tyner, Thomas 1 yd run	Buckner, D. pass	7-39	2:02	8-0
MSU	2nd	13:37	Wogan, Matt 28 yd field goal		6-77	1:50	11-0
MSU	2nd	10:12	Allen, Devon 70 yd pass from Mariota, Marcus	Wogan, Matt kick	2-75	0:45	18-7
MSU	3rd	04:33	Allen, Devon 24 yd pass from Mariota, Marcus	Wogan, Matt kick	8-59	2:13	25-27
MSU	3rd	01:34	Lowe, Keanon 37 yd pass from Mariota, Marcus	Wogan, Matt kick	7-59	1:50	32-27
MSU	4th	14:19	Freeman, Royce 38 yd run	Wogan, Matt kick	2-54	0:30	39-27
MSU	4th	01:25	Freeman, Royce 14 yd run	Wogan, Matt kick	11-96	6:31	46-27
WYO	2nd	14:55	Mariota, Marcus 15 yd run	Wogan, Matt kick	4-65	1:07	7-7
WYO	2nd	10:45	Marshall, Byron 30 yd run	Wogan, Matt kick failed	7-86	2:15	13-7
WYO	2nd	06:43	Mariota, Marcus 19 yd run	Wogan, Matt kick	3-25	1:41	20-7
WYO	2nd	01:34	Allen, Devon 16 yd pass from Mariota, Marcus	Wogan, Matt kick	7-85	1:35	27-7
WYO	3rd	13:19	Freeman, Royce 12 yd run	Wogan, Matt kick	6-72	1:41	34-7
WYO	3rd	09:59	Loyd, Johnathan 5 yd pass from Mariota, Marcus	Wogan, Matt kick	4-29	1:38	41-7
WYO	4th	08:30	Benoit, Kani 1 yd run	Wogan, Matt kick	15-79	5:33	48-14
WSU	1st	03:38	Allen, Devon 80 yd pass from Mariota, Marcus	Wogan, Matt kick	1-80	0:12	7-7
WSU	2nd	12:57	Lowe, Keanon 57 yd pass from Mariota, Marcus	Wogan, Matt kick	3-73	0:51	14-14
WSU	2nd	08:05	Allen, Devon 13 yd pass from Mariota, Marcus	Wogan, Matt kick	4-69	0:57	21-14
WSU	3rd	04:32	Brown, Pharaoh 8 yd pass from Mariota, Marcus	Wogan, Matt kick	6-65	2:02	28-21
WSU	4th	11:04	Wogan, Matt 34 yd field goal		10-57	3:41	31-24
WSU	4th	05:33	Lowe, Keanon 6 yd pass from Mariota, Marcus	Wogan, Matt kick	9-79	3:18	38-31
ARIZ	2nd	14:37	Mariota, Marcus 26 yd pass from Freeman, Royce	Wogan, Matt kick	8-75	2:45	7-3
ARIZ	3rd	09:58	Allen, Devon 6 yd pass from Mariota, Marcus	Wogan, Matt kick	10-72	2:54	14-10
ARIZ	4th	13:26	Wogan, Matt 21 yd field goal		8-72	3:07	17-24
ARIZ	4th	08:21	Lowe, Keanon 9 yd pass from Mariota, Marcus	Wogan, Matt kick	9-66	2:37	24-24
UCLA	1st	04:47	Mariota, Marcus 13 yd run	Alie, Taylor rush	1-13	0:10	8-0
UCLA	2nd	09:24	Tyner, Thomas 21 yd pass from Mariota, Marcus	Wogan, Matt kick	11-72	2:33	15-3
UCLA	2nd	03:01	Brown, Pharaoh 31 yd pass from Mariota, Marcus	Wogan, Matt kick failed	9-77	3:11	21-3
UCLA	3rd	09:06	Mariota, Marcus 23 yd run	Wogan, Matt kick	10-80	2:38	28-10
UCLA	3rd	07:59	Freeman, Royce 4 yd run	Wogan, Matt kick	2-10	0:23	35-10
UCLA	4th	14:19	Freeman, Royce 2 yd run	Wogan, Matt kick	5-69	1:33	42-10
UW	1st	08:28	Freeman, Royce 37 yd run	Wogan, Matt kick	7-81	1:52	7-3
UW	2nd	14:54	Freeman, Royce 3 yd run	Wogan, Matt kick	17-81	6:27	14-6
UW	2nd	08:17	Freeman, Royce 1 yd run	Wogan, Matt kick	12-99	3:50	21-6
UW	2nd	01:32	Marshall, Byron 23 yd pass from Mariota, Marcus	Wogan, Matt kick	2-23	0:20	28-6
UW	3rd	10:23	Stanford, D. 16 yd pass from Mariota, Marcus	Wogan, Matt kick	9-58	2:40	35-6
UW	4th	10:56	Freeman, Royce 3 yd run	Wogan, Matt kick	9-47	3:00	42-13
UW	4th	01:20	Wogan, Matt 26 yd field goal		6-16	4:02	45-20
CAL	1st	08:49	Stanford, D. 22 yd pass from Mariota, Marcus	Schneider, A. kick	6-67	1:58	7-7
CAL	1st	04:29	Freeman, Royce 4 yd run	Schneider, A. kick	7-46	2:34	14-14
CAL	2nd	13:31	Schneider, A. 23 yd field goal		7-32	1:57	17-14
CAL	2nd	10:23	Brown, Pharaoh 9 yd pass from Mariota, Marcus	Schneider, A. kick	5-48	1:33	24-14
CAL	2nd	08:52	Nelson, Charles 58 yd punt return	Schneider, A. kick			31-14
CAL	2nd	00:41	Stanford, D. 24 yd pass from Mariota, Marcus	Schneider, A. kick	3-60	0:30	38-28
CAL	3rd	13:25	Marshall, Byron 54 yd pass from Mariota, Marcus	Schneider, A. kick	4-75	1:35	45-28
CAL	3rd	07:24	Freeman, Royce 2 yd run	Schneider, A. kick	10-70	2:30	52-28
CAL	4th	08:58	Brown, Pharaoh 21 yd pass from Mariota, Marcus	Schneider, A. kick	1-21	0:07	59-35
STAN	1st	10:52	Nelson, Charles 6 yd pass from Mariota, Marcus	Schneider, A. kick	14-75	4:08	7-0
STAN	1st	06:17	Mariota, Marcus 22 yd run	Schneider, A. kick	7-75	2:03	14-3
STAN	2nd	11:50	Tyner, Thomas 1 yd run	Schneider, A. kick	13-75	3:45	21-6
STAN	2nd	06:32	Schneider, A. 40 yd field goal		10-52	2:01	24-6
STAN	3rd	00:03	Tyner, Thomas 21 yd run	Schneider, A. kick	7-75	2:27	31-16
STAN	4th	12:47	Mariota, Marcus 7 yd run	Schneider, A. kick	2-51	0:35	38-16
STAN	4th	09:20	Carrington, D. 25 yd pass from Mariota, Marcus	Schneider, A. kick	6-58	2:32	45-16
UTAH	2nd	14:34	Walker, Joe 100 yd fumble recovery	Schneider, A. kick			7-7
UTAH	2nd	09:54	Stanford, D. 3 yd pass from Mariota, Marcus	Schneider, A. kick	8-41	2:43	14-7
UTAH	2nd	04:51	Brown, Pharaoh 6 yd pass from Mariota, Marcus	Schneider, A. kick	7-80	1:55	21-7
UTAH	2nd	02:06	Schneider, A. 39 yd field goal		4-0	1:19	24-7
UTAH	3rd	08:35	Schneider, A. 31 yd field goal		8-61	2:23	27-13
UTAH	4th	14:12	Schneider, A. 42 yd field goal		12-56	4:11	30-20
UTAH	4th	10:29	Stanford, D. 34 yd pass from Mariota, Marcus	Schneider, A. kick	5-75	1:19	37-27
UTAH	4th	04:51	Mariota, Marcus 1 yd run	Schneider, A. kick	9-69	3:28	44-27
UTAH	4th	04:24	Freeman, Royce 11 yd run	Schneider, A. kick	1-11	0:07	51-27

## 2014 OREGON SCORING DRIVES

Opp.	Qtr.	Time	Scoring Play	Conversion	Plays-Yards	TOP	Score
COLO	1st	10:48	Freeman, Royce 20 yd run	Alie, Taylor pass failed	8-68	2:18	6-0
COLO	1st	00:10	Mariota, Marcus 46 yd run	Wogan, Matt kick	3-54	0:47	13-0
COLO	2nd	10:06	Freeman, Royce 7 yd run	Wogan, Matt kick	11-94	3:14	20-0
COLO	2nd	05:06	Nelson, Charles 31 yd pass from Mariota, Marcus	Wogan, Matt kick	4-56	1:12	27-3
COLO	2nd	00:42	Wogan, Matt 25 yd field goal		11-63	2:28	30-3
COLO	3rd	03:53	Baylis, Evan 15 yd pass from Mariota, Marcus	Wogan, Matt kick	6-60	2:07	37-3
COLO	3rd	00:15	Nelson, Charles 14 yd pass from Mariota, Marcus	Wogan, Matt kick	5-65	1:39	44-10

## OREGON DUCKS ON NFL ROSTERS (as of Nov. 25)

Player	Team	Position
Alonso, Kiko (RES)	Buffalo Bills	Linebacker
Bair, Brandon	Philadelphia Eagles	Defensive End
Barner, Kenjon (PS)	Philadelphia Eagles	Running Back
Blount, LeGarrette	New England Patriots	Running Back
Byrd, Jairus (RES)	New Orleans Saints	Safety
Clemens, Kellen	San Diego Chargers	Quarterback
Chung, Patrick	New England Patriots	Safety
Davis, Drew (RES)	Atlanta Falcons	Wide Receiver
Dickson, Ed	Carolina Panthers	Tight End
Hart, Taylor	Philadelphia Eagles	Defensive End
Heimuli, Ricky	Atlanta Falcons	Defensive Tackle
Huff, Josh	Philadelphia Eagles	Wide Receiver
James, LaMichael	Miami Dolphins	Running Back
Jordan, Dion	Miami Dolphins	Defensive End
Kaddu, Josh (PS)	Minnesota Vikings	Linebacker
Keliikipi, Wade (PS)	Philadelphia Eagles	Defensive Tackle
Long, Kyle	Chicago Bears	Guard
Maehl, Jeff	Philadelphia Eagles	Wide Receiver
Matthews, Casey	Philadelphia Eagles	Linebacker
Mitchell, Terrance	Chicago Bears	Cornerback
Murphy, Will (PS)	Philadelphia Eagles	Wide Receiver
Ngata, Haloti	Baltimore Ravens	Defensive Tackle
Paulson, David (PS)	San Diego Chargers	Tight End
Paysinger, Spencer	New York Giants	Linebacker
Pleasant, Eddie	Houston Texans	Safety
Rosario, Dante	Chicago Bears	Tight End
Schwartz, Geoff	New York Giants	Guard
Snyder, Adam	New York Giants	Guard
Stewart, Jonathan	Carolina Panthers	Running Back
Thomas, De'Anthony	Kansas City Chiefs	Running Back
Thurmond, Walter (RES)	New York Giants	Cornerback
Tukuafu, Will	Seattle Seahawks	Fullback
Unger, Max	Seattle Seahawks	Center
Ward, T.J.	Denver Broncos	Safety
Weems, Darrion (RES)	Dallas Cowboys	Tackle
Brandon Williams	Carolina Panthers	Tight End

PS - Practice Squad • RES - Injured/Reserve



## 2014 GAME-BY-GAME STARTERS

### OFFENSE

Game	WR	LT	LG	C	RG	RT	TE/WR	WR	WR
S. Dakota	D. Allen	Fisher	Stevens	Grasu	Pisarcik	Yruretagoyena	P. Brown	Lowe	Stanford
Mich. St.	D. Allen	Fisher	Stevens	Grasu	Hunt	Yruretagoyena	Marshall	Lowe	Stanford
Wyoming	D. Allen	Fisher	Stevens	Grasu	Hunt	Crosby	P. Brown	Lowe	Stanford
Wash. St.	D. Allen	Crosby	Stevens	Grasu	Hunt	Pierson	Marshall	Lowe	Stanford
Arizona	D. Allen	Crosby	Stevens	Grasu	Hunt	Pierson	P. Brown	Lowe	Marshall
UCLA	D. Allen	Fisher	Stevens	Grasu	Hunt	Pierson	P. Brown	Lowe	Stanford
Washington	D. Allen	Fisher	Stevens	Grasu	Hunt	Pierson	P. Brown	Marshall	Stanford
Cal	D. Allen	Fisher	Stevens	Grasu	Hunt	Pierson	P. Brown	Marshall	Stanford
Stanford	Marshall	Fisher	Stevens	Grasu	Hunt	Pierson	P. Brown	Lowe	Stanford
Utah	Marshall	Fisher	Stevens	Grasu	Hunt	Crosby	P. Brown	Lowe	Stanford
Colorado	D. Allen	Fisher	Brenner	Stevens	Hunt	Crosby	Marshall	Lowe	Stanford

Game	QB	RB
S. Dakota	Mariota	Tyner
Mich. St.	Mariota	Tyner
Wyoming	Mariota	Tyner
Wash. St.	Mariota	Freeman
Arizona	Mariota	Freeman
UCLA	Mariota	Freeman
Washington	Mariota	Freeman
Cal	Mariota	Freeman
Stanford	Mariota	Freeman
Utah	Mariota	Freeman
Colorado	Mariota	Freeman

### DEFENSE

Game	DE	NG	DE	OLB	ILB	ILB	OLB
S. Dakota	Armstead	Balducci	Buckner	Washington	Hardrick	Malone	Coleman
Mich. St.	Armstead	Balducci	Buckner	Washington	Hardrick	Walker	Coleman
Wyoming	Armstead	Balducci	Buckner	Washington	Hardrick	Malone	Coleman
Wash. St.	Armstead	Balducci	Buckner	Washington	Hardrick	Malone	Coleman
Arizona	Armstead	Balducci	Buckner	Washington	Hardrick	Malone	Coleman
UCLA	Kamp	Balducci	Buckner	Washington	Hardrick	Walker	Coleman
Washington	Armstead	Balducci	Buckner	Washington	Hardrick	Walker	Coleman
Cal	Kamp	Balducci	Buckner	Washington	Hardrick	Walker	Coleman
Stanford	Armstead	Balducci	Buckner	Washington	Hardrick	Walker	Coleman
Utah	Armstead	Balducci	Buckner	Washington	Hardrick	Walker	Coleman
Colorado	Armstead	Balducci	Buckner	Washington	Hardrick	Walker	Coleman

Game	CB	S	S	CB
S. Dakota	Ekpre-Olomu	Dargan	Daniels	Hill
Mich. St.	Ekpre-Olomu	Dargan	Daniels	Hill
Wyoming	Ekpre-Olomu	Dargan	Daniels	Seisay
Wash. St.	Ekpre-Olomu	Dargan	Daniels	Hill
Arizona	Ekpre-Olomu	Dargan	Daniels	Hill
UCLA	Ekpre-Olomu	Dargan	Daniels	Hill
Washington	Ekpre-Olomu	Dargan	Daniels	Hill
Cal	Ekpre-Olomu	Dargan	Daniels	Hill
Stanford	Ekpre-Olomu	Dargan	Daniels	Hill
Utah	Ekpre-Olomu	Robinson	Daniels	Hill
Colorado	Ekpre-Olomu	Dargan	Daniels	Hill

## RECEIVING GAME-BY-GAME

Player	No-Yds/TD	USD	MSU	WYO	WSU	ARIZ	UCLA	UW	CAL	STAN	UTAH	COLO
Marshall, Byron RB	50-660/4	8-138/2	3-36/0	1-16/0	6-45/0	6-64/0	5-41/0	5-48/1	4-133/1	2-18/0	6-56/0	4-65/0
Allen, Devon WR	34-613/6	1-5/0	3-110/2	3-42/1	7-142/2	5-78/1	2-35/0	2-28/0	4-47/0	2-30/0	2-69/0	3-27/0
Stanford, D. WR	32-481/6	1-62/1	2-19/0	2-26/0	-	4-74/0	3-28/0	5-55/1	6-103/2	3-27/0	2-37/2	4-50/0
Brown, Pharaoh TE	25-420/6	2-32/1	-	4-46/0	3-38/1	1-15/0	5-84/1	3-99/0	2-30/2	2-36/0	3-40/1	DNP
Lowe, Keanon WR	25-359/4	1-18/0	3-58/1	4-41/0	5-104/2	4-45/1	-	DNP	DNP	2-31/0	2-20/0	4-42/0
Carrington, D. WR	22-355/1	4-68/0	2-66/0	3-38/0	-	-	-	5-79/0	1-5/0	4-58/1	-	3-41/0
Freeman, Royce RB	11-106/0	1-11/0	2-22/0	-	-	-	-	2-4/0	1-8/0	3-52/0	1-6/0	1-3/0
Nelson, Charles WR	8-106/3	1-8/0	-	2-19/0	-	-	-	-	-	1-6/1	1-11/0	3-62/2
Tyner, Thomas RB	9-65/1	3-8/0	2-7/0	2-16/0	-	-	1-21/1	1-13/0	DNP	-	-	DNP
Baylis, Evan TE	3-43/1	-	-	DNP	DNP	-	-	1-10/0	-	-	-	2-33/1
Bassett, Kenny RB	2-36/0	-	-	2-36/0	-	-	-	-	-	-	-	-
Mundt, Johnny TE	2-29/0	2-29/0	-	-	-	DNP	DNP	-	-	-	-	-
Mariota, Marcus QB	1-26/1	-	-	-	-	1-26/1	-	-	-	-	-	-
Schuller, Zac WR	2-9/0	-	DNP	-	DNP	-	DNP	DNP	-	-	-	2-9/0
Benoit, Kani RB	1-8/0	DNP	-	1-8/0	DNP	DNP	DNP	DNP	-	-	DNP	-
Loyd, Johnathan WR	2-6/1	1-1/0	DNP	1-5/1	DNP	DNP	DNP	-	DNP	-	-	-
Grasu, Hroniss OL	1-1/0	-	-	-	-	-	1-1/0	-	-	-	-	DNP

## RUSHING GAME-BY-GAME

Player	No-Yds/TD	USD	MSU	WYO	WSU	ARIZ	UCLA	UW	CAL	STAN	UTAH	COLO
Freeman, Royce RB	187-1050/16	10-75/2	13-89/2	5-22/1	20-75/0	19-85/0	18-121/2	29-169/4	22-112/2	19-98/0	15-99/1	17-105/2
Mariota, Marcus QB	97-597/9	6-43/1	9-42/0	5-71/2	13-58/0	9-1/0	7-75/2	7--1/0	6-36/0	9-85/2	18-114/18-73/1	
Tyner, Thomas RB	88-387/3	11-64/0	13-33/1	11-58/0	5-20/0	10-46/0	13-58/0	3-0/0	DNP	10-63/2	12-45/0	DNP
Marshall, Byron RB	42-318/1	8-90/0	5-9/0	6-80/1	2-22/0	3-12/0	1-6/0	5-30/0	7-57/0	1-1/0	1-0/0	3-11/0
Bassett, Kenny RB	21-88/1	3-21/1	-	2-2/0	-	-	-	6-20/0	2-7/0	1-1/0	2-10/0	5-27/0
Nelson, Charles WR	5-49/0	-	-	-	-	-	-	-	3-35/0	1-11/0	1-3/0	-
Benoit, Kani RB	15-34/1	DNP	-	4-6/1	DNP	DNP	DNP	DNP	5-11/0	3-11/0	DNP	3-6/0
Roseberry, Lane RB	4-22/0	DNP	DNP	2-9/0	DNP	DNP	DNP	DNP	DNP	DNP	DNP	2-13/0
Allen, Devon WR	1-21/0	-	-	-	-	-	-	-	-	-	-	1-21/0
Lockie, Jeff QB	2-16/0	-	DNP	1-13/0	DNP	DNP	DNP	DNP	-	-	-	1-3/0
Forde, Ayele RB	2-12/0	-	-	-	-	-	-	-	1-6/0	-	-	1-6/0
Jones, J.J. RB	1-2/0	DNP	DNP	1-2/0	DNP	DNP	DNP	DNP	DNP	DNP	DNP	DNP
TEAM	7--10/0	DNP	DNP	DNP	2--3/0	DNP	2--2/0	DNP	DNP	2--3/0	1--2/0	DNP

## PASSING GAME-BY-GAME

#8 Marcus Mariota	Att	Comp	Int	Pct	Yards	TD	Long	Sack	Yds	Effic
South Dakota	20	14	0	70.0	267	3	62	0	0	231.6
Michigan State	28	17	0	60.7	318	3	70	3	23	191.5
Wyoming	23	19	0	82.6	221	2	20	0	0	192.0
Washington State	25	21	0	84.0	329	5	80	7	48	260.5
Arizona	32	20	0	62.5	276	2	34	5	10	155.6
UCLA	27	17	0	63.0	210	2	31	0	0	152.7
Washington	33	24	0	72.7	336	2	66	3	16	178.3
California	30	18	1	60.0	326	5	54	0	0	199.6
Stanford	30	19	1	63.3	258	2	30	1	7	150.9
Utah	29	17	0	58.6	239	3	41	4	28	162.0
Colorado	32	24	0	75.0	323	3	31	2	8	190.7
TOTALS	309	210	2	68.0	3103	32	80	25	140	185.2

#17 Jeff Lockie	Att	Comp	Int	Pct	Yards	TD	Long	Sack	Yds	Effic
South Dakota	12	11	0	91.7	113	1	28	0	0	198.3
Wyoming	8	6	0	75.0	72	0	27	0	0	150.6
Stanford	1	0	0	0.0	0	0	0	0	0	0.0
Colorado	4	2	0	50.0	9	0	10	0	0	68.9
TOTALS	25	19	0	76.0	194	1	28	0	0	154.4

#21 Royce Freeman	Att	Comp	Int	Pct	Yards	TD	Long	Sack	Yds	Effic
Arizona	1	1	0	100.0	26	1	26	0	0	648.4
TOTALS	1	1	0	100.0	26	1	26	0	0	648.4

## TACKLES GAME-BY-GAME

Player	UA-A	TOT	USD	MSU	WYO	WSU	ARIZ	UCLA	UW	CAL	STAN	UTAH	COLO
Dargan, Erick FS	50-27	77	4-3	2-1	2-2	5-5	2-1	10-1	3-1	6-5	9-3	3-2	4-3
Walker, Joe	40-27	67	1-0	4-5	4-2	2-4	2-7	5-1	7-0	2-4	6-3	5-0	2-1
Malone, Derrick	27-39	66	3-2	3-2	0-5	4-1	3-8	2-3	2-6	2-4	2-2	4-4	2-2
Buckner, D. DL	28-32	60	2-4	3-4	1-3	2-1	3-8	5-1	4-2	1-5	1-1	3-1	3-2
Hardrick, R.	28-31	59	2-1	1-3	1-5	3-4	5-5	4-2	5-3	0-2	3-3	4-2	0-1
Daniels, Reggie FS	45-13	58	4-3	5-1	5-3	5-2	6-1	5-1	2-1	4-0	5-1	1-0	3-0
Ekpre-Olomu, I. CB	35-19	54	1-0	3-2	2-3	4-5	6-0	3-1	3-1	4-2	6-3	2-0	1-2
Hill, Troy DB	42-9	51	-	7-2	DNP	3-0	6-0	8-1	1-1	6-3	4-1	6-1	1-0
Washington, T.	26-15	41	-	2-0	0-2	3-3	6-2	2-1	1-1	3-2	3-2	4-0	2-2
Coleman, Tyson	15-16	31	1-1	1-3	3-0	2-0	1-1	-	1-0	1-4	2-1	2-4	1-2
Robinson, Tyree FS	22-8	30	2-1	5-0	3-2	2-1	0-1	2-2	2-0	2-0	1-1	1-0	2-0
Armstead, Arik DL	16-11	27	4-0	2-3	2-3	2-1	-	DNP	-	DNP	1-1	3-2	2-1
Prevot, T.	12-9	21	1-0	-	2-1	-	0-2	4-1	0-1	1-1	0-1	1-1	3-1
French, C.	9-10	19	-	1-0	1-1	0-1	0-1	3-0	2-1	1-2	1-0	0-2	0-2
Kamp, Sam DL	10-7	17	1-1	-	1-3	-	1-0	2-1	1-0	2-0	1-2	1-0	-
Seisay, Chris CB	13-4	17	3-1	-	1-1	DNP	DNP	4-0	-	1-1	1-0	2-1	1-0
Nelson, Charles	8-6	14	1-1	1-0	2-0	2-1	0-1	-	1-0	1-0	0-1	0-1	0-1
Mathis, Dior CB	8-4	12	2-0	1-2	2-0	2-1	-	-	-	-	0-1	-	1-0
Talia, Tui DL	3-9	12	-	0-2	0-2	-	-	1-1	1-1	0-1	-	0-1	1-1
Williams, Ju. FS	6-5	11	1-1	-	1-1	DNP	DNP	-	0-1	-	0-1	3-1	1-0
Daniel, T.J. DL	3-8	11	0-1	-	0-1	-	1-4	0-2	2-0	-	-	-	-
Balducci, Alex	4-6	10	2-2	0-1	0-1	1-1	1-1	-	-	-	-	-	-
Ragin, Johnny	7-3	10	2-1	-	-	-	-	-	3-0	1-1	-	-	1-1
Bassett, Kenny	4-5	9	1-0	-	1-0	-	0-1	1-0	-	0-1	0-1	0-2	1-0
Maloata, Austin DL	3-6	9	2-2	-	0-1	DNP	-	-	0-1	1-1	-	DNP	0-1
Mattingly, D.	4-4	8	-	DNP	DNP	DNP	DNP	1-1	-	1-3	1-0	1-0	-
Mondeaux, Henry DL	1-7	8	-	-	-	-	-	0-2	0-2	1-1	0-1	-	0-1
Hollins, Justin	3-4	7	-	-	1-1	-	-	-	1-1	0-2	-	-	1-0
Forde, Ayele	3-3	6	1-1	-	1-0	0-1	-	-	-	1-1	-	-	-
Swain, Jimmie	2-4	6	1-1	DNP	0-3	DNP	DNP	DNP	-	DNP	-	DNP	1-0
Springs, Arrion DB	2-1	3	2-0	-	-	DNP	DNP	DNP	DNP	-	-	0-1	DNP
Allen, Devon	1-1	2	-	0-1	-	-	-	-	-	-	1-0	-	-
Mariota, Marcus	1-0	1	-	-	-	-	-	-	-	1-0	-	-	-
Ava, Isaac	0-1	1	0-1	DNP	-	DNP	DNP	DNP	DNP	-	-	-	DNP
Grasu, Hroniss	1-0	1	-	-	-	-	-	-	-	-	-	1-0	DNP
Wogan, Matt	1-0	1	DNP	-	-	-	-	-	-	DNP	-	1-0	-
TM	1-0	1	-	1-0	-	-	-	-	-	-	-	-	-
Carew, Tanner	0-1	1	0-1	-	-	-	-	-	-	-	-	-	DNP
Carriger, Cody	1-0	1	-	DNP	1-0	DNP	DNP	-	DNP	DNP	DNP	DNP	DNP
Garritty, Mike	1-0	1	-	DNP	-	DNP	DNP	DNP	1-0	DNP	DNP	DNP	-
Bair, Stetzon DL	0-1	1	0-1	-	-	DNP	DNP	-	-	DNP	-	DNP	-



**SACKS GAME-BY-GAME**

Player	UA-A	TOT	USD	MSU	WYO	WSU	ARIZ	UCLA	UW	CAL	STAN	UTAH	COLO
French, C.	5-1	5.5	-	1.0-5	0.5-1	-	-	-	2.0-18	1.0-9	1.0-9	-	-
Washington, T.	4-0	4.0	-	-	-	1.0-6	1.0-9	1.0-24	-	-	1.0-7	-	-
Buckner, D. DL	2-2	3.0	-	-	0.5-3	-	1.0-10	1.0-1	-	-	-	0.5-5	-
Prevot, T.	2-1	2.5	-	-	1.5-12	-	-	-	-	1.0-7	-	-	-
Coleman, Tyson	2-0	2.0	1.0-9	-	1.0-5	-	-	-	-	-	-	-	-
Armstead, Arik DL	2-0	2.0	-	1.0-2	-	-	-	DNP	-	DNP	-	-	1.0-2
Daniel, T.J. DL	1-0	1.0	-	-	-	-	1.0-1	-	-	-	-	-	-
Balducci, Alex	1-0	1.0	1.0-4	-	-	-	-	-	-	-	-	-	-
Mattingly, D.	1-0	1.0	-	DNP	DNP	DNP	DNP	-	-	1.0-10	-	-	-
Hardrick, R.	1-0	1.0	-	-	-	-	1.0-10	-	-	-	-	-	-
Walker, Joe	1-0	1.0	-	-	-	-	-	-	-	-	-	-	1.0-7
Williams, Ju. FS	1-0	1.0	1.0-11	-	-	DNP	DNP	-	-	-	-	-	-
TM	1-0	1.0	-	1.0-4	-	-	-	-	-	-	-	-	-
Mathis, Dior CB	1-0	1.0	-	-	1.0-9	-	-	-	-	-	-	-	-
Talia, Tui DL	0-1	0.5	-	-	0.5-1	-	-	-	-	-	-	-	-
Malone, Derrick	0-1	0.5	-	-	-	-	-	-	-	-	-	0.5-5	-

**TACKLES FOR LOSS GAME-BY-GAME**

Player	UA-A	TOT	USD	MSU	WYO	WSU	ARIZ	UCLA	UW	CAL	STAN	UTAH	COLO
Buckner, D. DL	8-4	10.0	-	1.0-4	1.5-6	-	1.0-10	2.0-2	2.5-4	-	-	1.5-6	0.5-1
Washington, T.	7-2	8.0	-	-	0.5-1	1.0-6	2.0-12	1.0-24	0.5-3	-	1.0-7	2.0-5	-
Walker, Joe	7-0	7.0	-	2.0-5	-	-	-	2.0-2	-	1.0-1	-	1.0-2	1.0-7
Hardrick, R.	5-2	6.0	1.0-1	0.5-1	0.5-3	1.0-3	1.0-10	-	2.0-6	-	-	-	-
French, C.	5-1	5.5	-	1.0-5	0.5-1	-	-	-	2.0-18	1.0-9	1.0-9	-	-
Coleman, Tyson	5-0	5.0	1.0-9	-	1.0-5	1.0-2	-	-	-	-	1.0-7	1.0-3	-
Armstead, Arik DL	5-0	5.0	1.0-1	2.0-3	1.0-2	-	-	DNP	-	DNP	-	-	1.0-2
Prevot, T.	3-1	3.5	-	-	1.5-12	-	-	-	-	1.0-7	-	-	1.0-1
Hill, Troy DB	3-0	3.0	-	1.0-1	DNP	1.0-1	-	-	-	-	1.0-3	-	-
Malone, Derrick	2-1	2.5	-	-	-	-	1.0-2	1.0-1	-	-	-	0.5-5	-
Balducci, Alex	2-1	2.5	2.0-5	-	0.5-0	-	-	-	-	-	-	-	-
Dargan, Erick FS	2-1	2.5	-	0.5-1	-	-	1.0-2	1.0-1	-	-	-	-	-
Mattingly, D.	2-0	2.0	-	DNP	DNP	DNP	DNP	-	-	1.0-10	1.0-3	-	-
Daniel, T.J. DL	1-1	1.5	-	-	-	-	1.0-1	0.5-1	-	-	-	-	-
TM	1-0	1.0	-	1.0-4	-	-	-	-	-	-	-	-	-
Hollins, Justin	1-0	1.0	-	-	1.0-5	-	-	-	-	-	-	-	-
Kamp, Sam DL	1-0	1.0	-	-	-	-	-	1.0-2	-	-	-	-	-
Mathis, Dior CB	1-0	1.0	-	-	1.0-9	-	-	-	-	-	-	-	-
Talia, Tui DL	0-2	1.0	-	-	0.5-1	-	-	-	-	-	-	-	0.5-0
Robinson, Tyree FS	1-0	1.0	-	-	1.0-3	-	-	-	-	-	-	-	-
Williams, Ju. FS	1-0	1.0	1.0-11	-	-	DNP	DNP	-	-	-	-	-	-
Ekpre-Olomu, I. CB	1-0	1.0	-	-	-	1.0-3	-	-	-	-	-	-	-
Daniels, Reggie FS	0-1	0.5	-	-	0.5-2	-	-	-	-	-	-	-	-
Mondeaux, Henry DL	0-1	0.5	-	-	-	-	-	0.5-1	-	-	-	-	-

## DEFENSIVE LEADERS

		-----Tackles-----				-Sacks-		---Pass Def---		----Fumbles----			Blkd	
##	Name	GP	Solo	Ast	Total	TFL/Yds	No-Yards	Int-Yds	BrUp	QBH	Rcv-Yds	FF	Kick	Saf
4	Dargan, Erick	11	50	27	77	2.5-4	.	5-86	3	.	1-0	1	.	.
35	Walker, Joe	11	40	27	67	7.0-17	1.0-7	.	.	1	0-100	.	.	.
22	Malone, Derrick	11	27	39	66	2.5-8	0.5-5	.	2	1	1-0	.	.	.
44	Buckner, D.	11	28	32	60	10.0-33	3.0-19	.	3	3	.	1	.	.
48	Hardrick, R.	11	28	31	59	6.0-24	1.0-10	.	.	4	.	.	.	.
8	Daniels, Reggie	11	45	13	58	0.5-2	.	1-0	7	.	1-0	1	.	.
14	Ekpre-Olomu, I.	11	35	19	54	1.0-3	.	2-31	7	.	.	.	.	.
13	Hill, Troy	10	42	9	51	3.0-5	.	1-22	15	.	.	1	.	.
91	Washington, T.	11	26	15	41	8.0-58	4.0-46	.	2	.	2-21	2	.	.
33	Coleman, Tyson	11	15	16	31	5.0-26	2.0-14	1-0	1	2	.	.	.	.
2	Robinson, Tyree	11	22	8	30	1.0-3	.	.	1	.	.	.	.	.
9	Armstead, Arik	9	16	11	27	5.0-8	2.0-4	.	.	4	1-0	1	.	.
86	Prevot, T.	11	12	9	21	3.5-20	2.5-19	.	2	.	.	2	.	.
96	French, C.	11	9	10	19	5.5-42	5.5-42	.	.	1	1-0	1	.	.
99	Kamp, Sam	11	10	7	17	1.0-2	.	.	2	.	.	.	.	.
12	Seisay, Chris	9	13	4	17	.	.	.	3	.	.	1	.	.
6	Nelson, Charles	11	8	6	14	.	.	.	.	.	.	.	.	.
3	Mathis, Dior	11	8	4	12	1.0-9	1.0-9	.	3	.	2-0	.	.	.
55	Talia, Tui	11	3	9	12	1.0-1	0.5-1	.	.	.	2-0	.	.	.
45	Daniel, T.J.	11	3	8	11	1.5-2	1.0-1	.	1	1	.	.	.	.
17	Williams, Ju.	9	6	5	11	1.0-11	1.0-11	.	.	.	.	.	.	.
56	Balducci, Alex	11	4	6	10	2.5-5	1.0-4	.	.	.	1-0	.	.	.
27	Ragin, Johnny	11	7	3	10	.	.	.	1	.	.	.	.	.
31	Bassett, Kenny	11	4	5	9	.	.	.	.	.	.	.	.	.
50	Maloata, Austin	9	3	6	9	.	.	.	.	.	.	.	.	.
46	Mattingly, D.	7	4	4	8	2.0-13	1.0-10	.	1	1	.	1	.	.
92	Mondeaux, Henry	11	1	7	8	0.5-1	.	.	.	.	.	.	.	.
11	Hollins, Justin	11	3	4	7	1.0-5	.	.	.	1	.	.	.	.
30	Forde, Ayele	11	3	3	6	.	.	.	.	.	.	.	.	.
18	Swain, Jimmie	5	2	4	6	.	.	.	.	.	.	.	.	.
1	Springs, Arrion	6	2	1	3	.	.	.	.	.	.	.	.	.
5	Allen, Devon	11	1	1	2	.	.	.	.	.	.	.	.	.
58	Carew, Tanner	10	.	1	1	.	.	.	.	.	.	.	.	.
42	Carriger, Cody	3	1	.	1	.	.	.	.	1	.	.	.	.
TM	TM	1	1	.	1	1.0-4	1.0-4	.	.	.	.	.	.	.
8	Mariota, Marcus	11	1	.	1	.	.	.	.	.	.	.	.	.
55	Grasu, Hroniss	10	1	.	1	.	.	.	.	.	.	.	.	.
57	Garrity, Mike	4	1	.	1	.	.	.	.	.	.	.	.	.
49	Wogan, Matt	9	1	.	1	.	.	.	.	.	.	.	.	.
51	Ava, Isaac	5	.	1	1	.	.	.	.	.	.	.	.	.
65	Bair, Stetzon	7	.	1	1	.	.	.	.	.	.	.	.	.
Total.....		11	486	356	842	73-306	28-206	10-139	54	20	12-121	12	.	.
Opponents.....		11	457	364	821	55.0-195	25-140	2-0	25	5	5-33	6	1	.

## FIELD GOALS *Numbers in ( ) indicate field goal was made*

Player	FG-A	Pct	1-19	20-29	30-39	40-49	50+	Lg	Blk
Wogan, Matt	5-7	71.4	0-0	4-4	1-3	0-0	0-0	34	0
Schneider, A.	5-5	100.0	0-0	1-1	2-2	2-2	0-0	42	0

FG SEQUENCE	Oregon	Opponents
South Dakota	-	(47),(25)
Michigan State	(28)	(34),(42)
Wyoming	-	-
Washington State	32,(34)	29,(30)
Arizona	(21)	(28)
UCLA	-	(20),41
Washington	33,(26)	(33),(40)
California	(23)	47
Stanford	(40)	(47),(43),(25)
Utah	(39),(31),(42)	(32),(28),48
Colorado	(25)	46,(23)

Numbers in parentheses indicate field goal was made.

**PUNT RETURNS**

Player	No	Yds	Avg	TD	Long
Nelson, Charles	10	170	17.0	2	58
Ekpre-Olomu, I.	5	36	7.2	0	26
Loyd, Johnathan	4	56	14.0	0	51
Total.....	19	262	13.8	2	58
Opponents.....	8	37	4.6	0	18

**INTERCEPTIONS**

Player	No	Yds	Avg	TD	Long
Dargan, Erick	5	86	17.2	0	36
Ekpre-Olomu, I.	2	31	15.5	0	31
Coleman, Tyson	1	0	0.0	0	0
Hill, Troy	1	22	22.0	0	22
Daniels, Reggie	1	0	0.0	0	0
Total.....	10	139	13.9	0	36
Opponents.....	2	0	0.0	0	0

**KICK RETURNS**

Player	No	Yds	Avg	TD	Long
Nelson, Charles	13	249	19.2	0	28
Allen, Devon	7	189	27.0	0	45
Tyner, Thomas	7	151	21.6	0	30
Hill, Troy	1	7	7.0	0	7
Ava, Isaac	1	13	13.0	0	13
Buckner, D.	1	10	10.0	0	10
Marshall, Byron	1	20	20.0	0	20
Lowe, Keanon	1	10	10.0	0	10
Dargan, Erick	1	20	20.0	0	20
Total.....	33	669	20.3	0	45
Opponents.....	65	1340	20.6	0	59

**FUMBLE RETURNS**

Player	No	Yds	Avg	TD	Long
Mathis, Dior	1	0	0.0	0	0
Washington, T.	1	21	21.0	0	21
Dargan, Erick	1	0	0.0	0	0
Walker, Joe	0	100	0.0	1	100
Total.....	3	121	40.3	1	100
Opponents.....	2	33	16.5	0	28

**SCORING**

Player	TD	FGs	----- PATS -----					DXP	Saf	Pts
			Kick	Rush	Rcv	Pass				
Freeman, Royce	16	0-0	0-0	0-0	0	0-0		0	0	96
Mariota, Marcus	10	0-0	0-0	0-0	0	0-0		0	0	60
Wogan, Matt	0	5-7	34-36	0-0	0	0-0		0	0	49
Schneider, A.	0	5-5	26-27	0-0	0	0-0		0	0	41
Allen, Devon	6	0-0	0-0	0-0	0	0-0		0	0	36
Brown, Pharaoh	6	0-0	0-0	0-0	0	0-0		0	0	36
Stanford, D.	6	0-0	0-0	0-0	0	0-0		0	0	36
Marshall, Byron	5	0-0	0-0	0-0	0	0-0		0	0	30
Nelson, Charles	5	0-0	0-0	0-0	0	0-0		0	0	30
Lowe, Keanon	4	0-0	0-0	0-0	0	0-0		0	0	24
Tyner, Thomas	4	0-0	0-0	0-0	0	0-0		0	0	24
Carrington, D.	1	0-0	0-0	0-0	0	0-0		0	0	6
Loyd, Johnathan	1	0-0	0-0	0-0	0	0-0		0	0	6
Benoit, Kani	1	0-0	0-0	0-0	0	0-0		0	0	6
Bassett, Kenny	1	0-0	0-0	0-0	0	0-0		0	0	6
Baylis, Evan	1	0-0	0-0	0-0	0	0-0		0	0	6
Walker, Joe	1	0-0	0-0	0-0	0	0-0		0	0	6
Alie, Taylor	0	0-0	0-0	2-2	0	1-3		0	0	4
Buckner, D.	0	0-0	0-0	0-0	1	0-0		0	0	2
Total.....	68	10-12	60-63	2-2	1	1-3		0	0	504
Opponents.....	31	15-20	27-27	1-2	0	0-2		0	0	260

**TOTAL OFFENSE**

Player	G	Plays	Rush	Pass	Total	YPG
Mariota, Marcus	11	406	597	3103	3700	336.4
Freeman, Royce	11	188	1050	26	1076	97.8
Tyner, Thomas	9	88	387	0	387	43.0
Marshall, Byron	11	42	318	0	318	28.9
Lockie, Jeff	6	27	16	194	210	35.0
Bassett, Kenny	11	21	88	0	88	8.0
Nelson, Charles	11	5	49	0	49	4.5
Benoit, Kani	5	15	34	0	34	6.8
Roseberry, Lane	2	4	22	0	22	11.0
Allen, Devon	11	1	21	0	21	1.9
Forde, Ayele	11	2	12	0	12	1.1
Jones, J.J.	1	1	2	0	2	2.0
TEAM	4	7	-10	0	-10	-2.5
Total.....	11	807	2586	3323	5909	537.2
Opponents.....	11	857	1748	3045	4793	435.7

**ALL PURPOSE YARDS**

Player	G	Rush	Rec	PR	KOR	IR	Tot	YPG
Freeman, Royce	11	1050	106	0	0	0	1156	105.1
Marshall, Byron	11	318	660	0	20	0	998	90.7
Allen, Devon	11	21	613	0	189	0	823	74.8
Mariota, Marcus	11	597	26	0	0	0	623	56.6
Tyner, Thomas	9	387	65	0	151	0	603	67.0
Nelson, Charles	11	49	106	170	249	0	574	52.2
Stanford, D.	11	0	481	0	0	0	481	43.7
Brown, Pharaoh	10	0	420	0	0	0	420	42.0
Lowe, Keanon	9	0	359	0	10	0	369	41.0
Carrington, D.	11	0	355	0	0	0	355	32.3
Bassett, Kenny	11	88	36	0	0	0	124	11.3
Dargan, Erick	11	0	0	0	20	86	106	9.6
Ekpre-Olomu, I.	11	0	0	36	0	31	67	6.1
Loyd, Johnathan	6	0	6	56	0	0	62	10.3
Baylis, Evan	9	0	43	0	0	0	43	4.8
Benoit, Kani	5	34	8	0	0	0	42	8.4
Hill, Troy	10	0	0	0	7	22	29	2.9
Mundt, Johnny	9	0	29	0	0	0	29	3.2
Roseberry, Lane	2	22	0	0	0	0	22	11.0
Lockie, Jeff	6	16	0	0	0	0	16	2.7
Ava, Isaac	5	0	0	0	13	0	13	2.6
Forde, Ayele	11	12	0	0	0	0	12	1.1
Buckner, D.	11	0	0	0	10	0	10	0.9
Schuller, Zac	7	0	9	0	0	0	9	1.3
Jones, J.J.	1	2	0	0	0	0	2	2.0
Grasu, Hroniss	10	0	1	0	0	0	1	0.1
TEAM	4	-10	0	0	0	0	-10	-2.5
Total.....	11	2586	3323	262	669	139	6979	634.5
Opponents.....	11	1748	3045	37	1340	0	6170	560.9

**PUNTING**

Player	No.	Yds	Avg	Long	TB	FC	I20	50+	Blkd
Wheeler, Ian	32	1260	39.4	53	2	8	7	4	0
Total.....	32	1260	39.4	53	2	8	7	4	0
Opponents.....	45	1951	43.4	62	3	3	12	6	0

**KICKOFFS**

Player	No.	Yds	Avg	TB	OB	Ret	Net	YrdL
Wogan, Matt	53	3349	63.2	17	0			
Schneider, A.	36	2175	60.4	7	0			
Total.....	89	5524	62.1	24	0	1340	40.3	24
Opponents.....	51	3031	59.4	16	1	669	38.5	26



## TEAM STATISTICS

	ORE	OPP
SCORING	504	260
Points Per Game	45.8	23.6
Points Off Turnovers	110	13
FIRST DOWNS	299	262
Rushing	133	90
Passing	146	149
Penalty	20	23
RUSHING YARDAGE	2586	1748
Yards gained rushing	2790	2050
Yards lost rushing	204	302
Rushing Attempts	472	420
Average Per Rush	5.5	4.2
Average Per Game	235.1	158.9
TDs Rushing	31	14
PASSING YARDAGE	3323	3045
Comp-Att-Int	230-335-2	274-437-10
Average Per Pass	9.9	7.0
Average Per Catch	14.4	11.1
Average Per Game	302.1	276.8
TDs Passing	34	17
TOTAL OFFENSE	5909	4793
Total Plays	807	857
Average Per Play	7.3	5.6
Average Per Game	537.2	435.7
KICK RETURNS: #-Yards	33-669	65-1340
PUNT RETURNS: #-Yards	19-262	8-37
INT RETURNS: #-Yards	10-139	2-0
KICK RETURN AVERAGE	20.3	20.6
PUNT RETURN AVERAGE	13.8	4.6
INT RETURN AVERAGE	13.9	0.0
FUMBLES-LOST	12-5	18-12
PENALTIES-Yards	86-793	65-589
Average Per Game	72.1	53.5
PUNTS-Yards	32-1260	45-1951
Average Per Punt	39.4	43.4
Net punt average	37.0	36.2
KICKOFFS-Yards	89-5524	51-3031
Average Per Kick	62.1	59.4
Net kick average	40.3	38.5
TIME OF POSSESSION/Game	26:06	33:54
3RD-DOWN Conversions	76/145	78/178
3rd-Down Pct	52%	44%
4TH-DOWN Conversions	14/21	14/27
4th-Down Pct	67%	52%
SACKS BY-Yards	28-206	25-140
MISC YARDS	0	0
TOUCHDOWNS SCORED	68	31
FIELD GOALS-ATTEMPTS	10-12	15-20
ON-SIDE KICKS	0-0	2-5
RED-ZONE SCORES	(49-58) 84%	(38-44) 86%
RED-ZONE TOUCHDOWNS	(40-58) 69%	(28-44) 64%
PAT-ATTEMPTS	(60-63) 95%	(27-27) 100%
ATTENDANCE	401952	160619
Games/Avg Per Game	7/57422	3/53540
Neutral Site Games		1/55575

## SCORE BY QUARTERS

Quarter	1st	2nd	3rd	4th	OT	Total
Oregon Ducks	92	187	108	117	-	504
Opponents	60	78	58	64	-	260

## PASSING

Player	G	Effic	Cmp-Att-Int	Pct	Yds	TD	LG	YPG
Mariota, Marcus	11	185.19	210-309-2	68.0	3103	32	80	282.1
Lockie, Jeff	6	154.38	19-25-0	76.0	194	1	28	32.3
Freeman, Royce	11	648.40	1-1-0	100.0	26	1	26	2.4
Total.....	11	184.28	230-335-2	68.7	3323	34	80	302.1
Opponents.....	11	129.49	274-437-10	62.7	3045	17	78	276.8

## 2014 OREGON FOOTBALL RESULTS

Record:	Overall	Home	Away	Neutral
ALL GAMES	10-1	6-1	4-0	0-0
CONFERENCE	7-1	3-1	4-0	0-0
NON-CONFERENCE	3-0	3-0	0-0	0-0

Date	Opponent	W/L	Score	Time	Attd.
08/30/14	<b>SOUTH DAKOTA</b>	W	62-13	3:16	57388
09/06/14	<b>(7) MICHIGAN STATE</b>	W	46-27	3:26	59456
09/13/14	<b>WYOMING</b>	W	48-14	2:58	56533
09/20/14	at Washington State*	W	38-31	3:16	32952
10/02/14	<b>ARIZONA*</b>	L	24-31	3:15	56032
10/11/14	at (18) UCLA*	W	42-30	3:20	80139
10/18/14	<b>WASHINGTON*</b>	W	45-20	3:15	57858
10/24/14	vs. Cal*^	W	59-41	3:48	55575
11/01/14	<b>STANFORD*</b>	W	45-16	3:16	58794
11/08/14	at (20) Utah*	W	51-27	3:28	47528
11/22/14	<b>COLORADO*</b>	W	44-10	3:01	55891
11/29/14	at Oregon State*				
12/05/14	TBA - Pac-12 Championship^				

\*Pac-12 Conference Game | Home games in **BOLD**

^Levi's Stadium, Santa Clara, CA

## RUSHING

Player	G	Att	Gain	Loss	Net	Avg	TD	LG	YPG
Freeman, Royce	11	187	1069	19	1050	5.6	16	38	95.5
Mariota, Marcus	11	97	754	157	597	6.2	9	61	54.3
Tyner, Thomas	9	88	398	11	387	4.4	3	22	43.0
Marshall, Byron	11	42	321	3	318	7.6	1	53	28.9
Bassett, Kenny	11	21	89	1	88	4.2	1	12	8.0
Nelson, Charles	11	5	49	0	49	9.8	0	15	4.5
Benoit, Kani	5	15	37	3	34	2.3	1	6	6.8
Roseberry, Lane	2	4	22	0	22	5.5	0	7	11.0
Allen, Devon	11	1	21	0	21	21.0	0	21	1.9
Lockie, Jeff	6	2	16	0	16	8.0	0	13	2.7
Forde, Ayele	11	2	12	0	12	6.0	0	6	1.1
Jones, J.J.	1	1	2	0	2	2.0	0	2	2.0
TEAM	4	7	0	10	-10	-1.4	0	0	-2.5
Total.....	11	472	2790	204	2586	5.5	31	61	235.1
Opponents.....	11	420	2050	302	1748	4.2	14	45	158.9

## RECEIVING

Player	G	No	Yds	Avg	TD	LG	YPG
Marshall, Byron	11	50	660	13.2	4	54	60.0
Allen, Devon	11	34	613	18.0	6	80	55.7
Stanford, D.	11	32	481	15.0	6	62	43.7
Brown, Pharaoh	10	25	420	16.8	6	66	42.0
Lowe, Keanon	9	25	359	14.4	4	57	39.9
Carrington, D.	11	22	355	16.1	1	64	32.3
Freeman, Royce	11	11	106	9.6	0	30	9.6
Tyner, Thomas	9	9	65	7.2	1	21	7.2
Nelson, Charles	11	8	106	13.2	3	31	9.6
Baylis, Evan	9	3	43	14.3	1	18	4.8
Bassett, Kenny	11	2	36	18.0	0	27	3.3
Mundt, Johnny	9	2	29	14.5	0	24	3.2
Schuller, Zac	7	2	9	4.5	0	10	1.3
Loyd, Johnathan	6	2	6	3.0	1	5	1.0
Mariota, Marcus	11	1	26	26.0	1	26	2.4
Benoit, Kani	5	1	8	8.0	0	8	1.6
Grasu, Hroniss	10	1	1	1.0	0	1	0.1
Total.....	11	230	3323	14.4	34	80	302.1
Opponents.....	11	274	3045	11.1	17	78	276.8