

# STANFORD

Athletic Communications • Arrillaga Family Sports Center • 641 Campus Drive • Stanford, Calif. • 94305 • GoStanford.com  
Senior Assistant Athletic Director • Kurt Svoboda [head coach, support staff] • c. 650.223.5809 • kurt1@stanford.edu • @ksvoboda  
Assistant Director • Alan George [student-athletes, assistant coaches] • c. 574.340.3977 • alan.george@stanford.edu • @treeSIDjorge  
Assistant Director • Brett Moore [statistics, credentials, web site] • c. 309.212.6367 • bmoore1@stanford.edu • @moorebrett

## Stanford Schedule and Results 4-3 overall • 2-2 Pac-12

Date	Opponent	Time • Result
8.30	UC Davis [Pac-12 Network] .....	W, 45-0
9.6	No. 14/14 USC [ABC] .....	L, 10-13
9.13	Army [Pac-12 Network] .....	W, 35-0
9.27	at Washington [FOX] .....	W, 20-13
10.4	at No. 9/8 Notre Dame [NBC] .....	L, 14-17
10.10	Washington State [ESPN] .....	W, 34-17
10.18	at No. 17/18 Arizona State [ESPN] .....	L, 10-26
10.25	Oregon State [ESPN2] .....	12:30 p.m.
11.1	at Oregon [FOX] .....	4:30 p.m.
11.15	Utah .....	TBA
11.22	at Cal .....	TBA
11.28	at UCLA [ABC] .....	12:30 p.m.
12.5	Pac-12 Championship Game [FOX] .....	6 p.m.

\* Pac-12 contest • All times (PT)

## Oregon State Schedule and Results 4-2 overall • 1-2 Pac-12

Date	Opponent	Time • Result
8.30	Portland State .....	W, 29-14
9.6	at Hawaii .....	W, 38-30
9.20	San Diego State .....	W, 28-7
9.27	at USC* .....	L, 10-35
10.4	at Colorado* .....	W, 36-31
10.16	Utah* .....	L, 23-29 (2 OT)
10.25	at Stanford* .....	12:30 p.m.
11.1	California* .....	TBA
11.8	Washington State* .....	TBA
11.15	Arizona State* .....	TBA
11.22	at Washington* .....	TBA
11.29	Oregon* .....	TBA

\* Pac-12 contest • All times (PT)

## Inside the Notes

Probable Starters .....	2-3
Series History .....	4
Team Notes .....	5-6
Offensive Notes .....	6-7
Defensive Notes .....	7-8
Special Teams Notes .....	8
2013 vs. Oregon State .....	9
2014 Game Recaps .....	10-16
Student-Athlete Profiles .....	17-24
Head Coach David Shaw .....	25
Season Statistics .....	26-38
NCAA Leaders .....	39-40
Career-Highs .....	41-42
Year-by-Year Records • Best Seasons .....	43-44
Individual Records .....	45-55
Team Records .....	56-58
The Last Time .....	59
Roster .....	60
Depth Chart .....	61

## Stanford Cardinal (4-3 • 2-2 Pac-12) Oregon State Beavers (4-2 • 1-2 Pac-12) October 25, 2014 • 12:30 p.m. (PT) Stanford Stadium (50,424) • Stanford, Calif.

**Television** • Live national broadcast on ESPN2 with Bob Wischusen (play-by-play), Matt Millen (analyst) and Jeannine Edwards (sideline).

**Radio** • Live coverage on Stanford's flagship station – KNBR 1050 AM – with Scott Reiss '93 (play-by-play), Todd Husak '00 (analyst) and John Platz '84 (sideline). The broadcast begins one hour before kickoff with the Cardinal Tailgate Show and conclude with the post-game Cardinal Locker Room Report. The game can be heard on Stanford student radio – KZSU 90.1 FM – and online at kzsulive.stanford.edu. Sirius Satellite Radio (channel 84) and XM Satellite Radio (channel 198) will carry a national broadcast.

**Polls** • Stanford (RV - AP, RV - USA Today) • Oregon State (NR - AP, NR - USA Today)

**Live Stats** • Live in-game statistics available at GoStanford.com

**On the Web** • GoStanford.com • OSUbeavers.com • Pac-12.com • #GoStanford

## Inside the Huddle

• Stanford returns to The Farm for Reunion Homecoming in a 12:30 p.m. (PT) kickoff Saturday against Oregon State. The game will be televised nationally on ESPN2.

• The game marks Stanford's first as an unranked team since the 2010 preseason poll, before the Cardinal defeated Sacramento State, 52-17, in the season opener to begin a school-record 72-week run in the Top 25.

• Stanford's three losses have all come against teams ranked among the top-20 (0-3 vs. AP Top 25 in 2014). The Cardinal is 10-4 in its past 14 games against opponents ranked in the AP Top 25, and 6-1 in such games in 2013.

• Head coach David Shaw is 14-7 (.667) all-time against AP Top 25 opponents. His 14-4 record coming into the season was the best of any head coach at a major-conference school.  
• Stanford is 24-3 against unranked opponents under Shaw.

• Stanford is 9-0 following a loss under head coach David Shaw. The Cardinal has not lost consecutive games since midway through the 2009 season.

• Stanford is ranked second nationally in scoring defense (12.3 points/game), second in total defense (254.9 yards/game), third in passing defense (153.0 yards/game) and 12th in rushing defense (101.9 yards/game). Opposing teams are averaging 2.89 yards/rush with two rushing touchdowns against Stanford.

• Stanford has held opponents under 30 points in each of its past 30 games, the nation's longest such streak. Louisville and Ole Miss are tied for second (14).

• Stanford became the nation's last team to surrender 20 points this season when the Cardinal allowed 26 to Arizona State. It broke a string of 13 consecutive regular-season games in which the Cardinal had not yielded 20 points. Stanford has held opponents to 20 or fewer points in 27 of its past 35 games. Dating to 2010, the Cardinal has held 41 of its past 54 opponents to 20 or fewer points.

• Stanford has scored a rushing touchdown in 29 consecutive games, the nation's second-best streak behind Kansas State (44), and tied with Navy (29). Its last game without a rushing touchdown was against Notre Dame on Oct. 13, 2012, when the Cardinal went without an offensive score. Stanford's last victory without accounting for a rushing touchdown was against Notre Dame on Nov. 26, 2011.



## Probable Starters

### Stanford at a Glance

#### University

Location..... Stanford, Calif.  
 Founded..... 1891  
 Nickname..... Cardinal  
 Colors..... Cardinal and White  
 Enrollment..... 15,877 (6,980 undergraduate)  
 Stadium..... Stanford Stadium  
 Surface: Natural grass • Capacity: 50,424  
 Conference..... Pacific-12  
 President..... John Hennessy  
 Provost..... John Etchemendy  
 Athletics Director..... Bernard Muir  
 Faculty Representative..... Al Camarillo

#### Team

2013 Record..... 11-3  
 2013 Conference Record..... 7-2 (t-1st • North Division)  
 Final Rankings.. 11th (AP) • 10th (USA Today) • 5th (BCS)  
 Bowl Appearance..... Rose Bowl Game  
 vs. Michigan State • L, 20-24  
 Offensive Formation..... Multiple  
 Defensive Formation..... 3-4  
 Lettermen Returning • Lost..... 49 • 23  
 Offense..... 22 • 12  
 Defense..... 24 • 11  
 Specialists..... 3 • 0  
 Starters Returning • Lost..... 14 • 12  
 Offense..... 5 • 6  
 Defense..... 7 • 6  
 Specialists..... 3 • 0

#### Athletic Communications

Senior Assistant Athletic Director..... Kurt Svoboda  
 Cell..... 650.223.5809  
 E-mail..... kurt1@stanford.edu  
 Assistant Director [Football]..... Alan George  
 Cell..... 574.340.3977  
 E-mail..... alan.george@stanford.edu  
 Assistant Director [Football]..... Brett Moore  
 Cell..... 309.212.6367  
 E-mail..... bmoore1@stanford.edu  
 Director of Athletic Communications..... Brian Rizzo  
 E-mail..... brisso@stanford.edu  
 Assistant Director..... Ben Blevins  
 E-mail..... bblevins@stanford.edu  
 Assistant Director..... John Cantalupi  
 E-mail..... johncan@stanford.edu  
 Assistant Director..... David Kiefer  
 E-mail..... dkiefer@stanford.edu  
 Assistant Director..... Regina Verlengiere  
 E-mail..... rverleng@stanford.edu  
 Assistant Director..... Greg Marsh  
 E-mail..... gbmarsh@stanford.edu  
 Multimedia Coordinator..... Khari Jones  
 E-mail..... kharij@stanford.edu  
 Webmaster..... Phil Cheung  
 E-mail..... phcheung@stanford.edu

<b>QB</b>		<b>8 • Kevin Hogan • 6-4 • 225 • Sr. • McLean, Va. • Gonzaga College (D.C.)</b> • Third-year starter • 20-6 as starting quarterback • 10-4 vs. AP top 25 • Team-high three rushing touchdowns • Science, technology and society major
<b>RB</b>		<b>39 • Kelsey Young • 5-10 • 191 • Sr. • Norco, Calif. • Norco</b> • Doak Walker Award watch list • 39 yards rushing vs. USC • Computer science major • Prep football coach was Toby Gerhart's father, Todd
<b>RB</b>		<b>26 • Barry Sanders • 5-10 • 198 • Jr. • Oklahoma City, Okla. • Heritage Hall</b> • Career-high 92 yards rushing on nine carries vs. Army • Communication major • Father, Barry, won 1988 Heisman Trophy
<b>WR</b>		<b>89 • Devon Cajuste • 6-4 • 229 • Sr. • Seaford, N.Y. • Holy Cross</b> • School record 22.9 yards/catch in 2013 • Three receiving touchdowns vs. Army • Science, technology and society major • Plays trumpet, piano and guitar
<b>WR</b>		<b>7 • Ty Montgomery • 6-2 • 220 • Sr. • Dallas, Texas • St. Mark's</b> • Team-high 43 receptions • 63.0 receiving yards/game • 100+ all-purpose yards in 11 of last 12 games • Political science major
<b>WR</b>		<b>3 • Michael Rector • 6-1 • 185 • Jr. • Gig Harbor, Wash. • Bellarmine</b> • 40-yard touchdown catch vs. UC Davis • 15.8 yards/catch in 2014 • Human biology major • Spent past summer conducting stem cell research
<b>TE</b>		<b>84 • Austin Hooper • 6-4 • 249 • So. • San Ramon, Calif. • De La Salle</b> • 19 catches for 227 yards (11.9 yard/catch) • 32.4 receiving yards/game • Father played football at San Diego State • Uncle played fullback at Stanford
<b>LT</b>		<b>70 • Andrus Peat • 6-7 • 316 • Jr. • Chandler, Ariz. • Corona del Sol</b> • Outland Trophy watch list • 2013 All-Pac-12 second team • Psychology major • Father, Todd, played six seasons in NFL
<b>LG</b>		<b>51 • Joshua Garnett • 6-5 • 325 • Jr. • Puyallup, Wash. • Puyallup</b> • 14 games played in 2013 • Father, Scott, played four seasons in NFL • Human biology major • Writes slam poetry
<b>C</b>		<b>52 • Graham Shuler • 6-4 • 287 • Jr. • Franklin, Tenn. • Brentwood Academy</b> • Rimington Award watch list • Father, Rob, played football at Auburn • Science, technology and society major
<b>RG</b>		<b>57 • Johnny Caspers • 6-4 • 297 • Jr. • Glen Ellyn, Ill. • Glenbard West</b> • 14 games played in 2013 • Pac-12 All-Academic • Earth systems major • Lettered in football, baseball and lacrosse as a prep
<b>RT</b>		<b>78 • Kyle Murphy • 6-7 • 298 • Jr. • San Clemente, Calif. • San Clemente</b> • 13 games played in 2013 • Brother, Kevin, plays for Minnesota Vikings • Science, technology and society major
<b>K</b>		<b>19 • Jordan Williamson • 5-11 • 185 • 5th • Austin, Texas • Westwood</b> • School-record 327 career points • Distant relative of Cornelius Vanderbilt • Psychology major
<b>P</b>		<b>14 • Ben Rhyne • 6-2 • 197 • 5th • Charlotte, N.C. • Charlotte Country Day</b> • 2013 Pac-12 Football Scholar-Athlete of the Year • 38.8 yards/punt in 2014 • Holds biomechanical engineering degree • Memorized periodic table



## Probable Starters

<b>DE</b>		<b>91 • Henry Anderson • 6-6 • 287 • 5th • Atlanta, Ga. • Woodward</b> • Bednarik Award, Nagurski Award and Outland Trophy watch lists • Political science major • Two-time Pac-12 All-Academic
<b>DT</b>		<b>58 • David Parry • 6-2 • 300 • 5th • Marion, Iowa • Linn-Marr</b> • 16 tackles in 2014 • Two-time Pac-12 All-Academic • Political science major • Brother, George, played at Harvard
<b>DE</b>		<b>43 • Blake Lueders • 6-5 • 274 • 5th • Zionsville, Ind. • Zionsville Community</b> • Transitioned from linebacker to defensive end in 2013 • 4.0 tackles for loss • Management science and engineering major • Indiana's Mr. Football
<b>OLB</b>		<b>48 • Kevin Anderson • 6-4 • 245 • Sr. • Palo Alto, Calif. • Palo Alto</b> • 37 tackles (8.5 tackles for loss) in 2014 • Two sacks at Notre Dame • Civil and environmental engineering major • Brother, Michael, played at Yale
<b>ILB</b>		<b>17 • A.J. Tarpley • 6-2 • 241 • 5th • Plymouth, Minn. • Wayzata</b> • USA Today preseason All-America second team • 49 tackles in 2014 • Majoring in science, technology and society • Minnesota's Mr. Football
<b>ILB</b>		<b>4 • Blake Martinez • 6-2 • 247 • Jr. • Tucson, Ariz. • Canyon del Oro</b> • 31 career games played • Lettered in volleyball, basketball and football as prep • Team-high 55 tackles • Management science and engineering major
<b>OLB</b>		<b>9 • James Vaughters • 6-2 • 258 • Sr. • Stone Mountain, Ga. • Tucker</b> • Butkus Award watch list • 5.0 tackles for loss in 2014 • 24 games started • American studies major
<b>LC</b>		<b>25 • Alex Carter • 6-0 • 202 • Jr. • Ashburn, Va. • Briar Woods</b> • Bednarik Award, Nagurski Award watch lists • 22 tackles (19 solo) in 2014 • Psychology major • Father, Tom, was first-round pick by Washington Redskins
<b>FS</b>		<b>10 • Zach Hoffpauir • 6-0 • 197 • Jr. • Glendale, Ariz. • Centennial</b> • Career-high 15 tackles vs. Washington State, most by any active player • Outfielder for Stanford's baseball team • Majoring in communication
<b>SS</b>		<b>8 • Jordan Richards • 5-11 • 210 • Sr. • Folsom, Calif. • Folsom</b> • Lott IMPACT Trophy, Bednarik Award and Nagurski Award watch lists • 2013 Capital One Academic All-America second team • Public policy major
<b>RC</b>		<b>2 • Wayne Lyons • 6-1 • 193 • Sr. • Ft. Lauderdale, Fla. • Dillard</b> • Lott IMPACT Trophy watch list • 37 career games played • Architectural design major • Creator of Wayne Lyons' Virtual Book Club
<b>KR</b>		<b>7 • Ty Montgomery • 6-2 • 220 • Sr. • Dallas, Texas • St. Mark's</b> • 2013 Jet Award winner as nation's top kickoff returner • 12 returns for 319 yards (26.6 yards/return)
<b>PR</b>		<b>7 • Ty Montgomery • 6-2 • 220 • Sr. • Dallas, Texas • St. Mark's</b> • 60-yard punt return for score on season's first touch (first career punt return) • Two punt returns for 74 yards vs. UC Davis (team-record 37.0 yards/return)
<b>LS</b>		<b>67 • Reed Miller • 6-2 • 220 • Jr. • Encinitas, Calif. • Santa Fe Christian</b> • Third-year starter • 2013 Pac-12 All-Academic honorable mention • Science, technology and society major

## Cardinal Rising

- 2013 Pac-12 champion
- 2013 Rose Bowl champion
- 2012 Pac-12 champion
- 2011 Orange Bowl champion
- 50-11 (.820) record since 2010
- 58-16 (.784) record since 2009
- 39-4 (.907) record at Stanford Stadium since 2008
- 19-8 (.704) against top-25 teams since 2009
- 17-2 (.895) against in-state opponents since 2010
- 64 first team All-Americans
- 25 College Football Hall of Fame members
- 25 bowl appearances
- 15 conference championships
- 14 Rose Bowl appearances
- 13 Pop Warner Trophy winners
- 11 bowl championships
- 10 All-America first-team selections since 2009
- 8 Pac-12 Players of the Year
- 5 BCS bowl appearances
- 4 consecutive BCS bowl appearances
- 4 Pro Football Hall of Fame members
- 3 Heisman Trophy finalists since 2009
- 2 Morris Trophy winners
- 2 Maxwell Award winners
- 2 National Coaches of the Year
- 1 Heisman Trophy winner
- 1 Walter Camp Football Foundation Player of the Year
- 1 Biletnikoff Award winner
- 1 Doak Walker Award winner
- 1 Paul Hornung Award winner

## Pronunciation Guide

89	Devon Cajuste	DEV-un kuh-JOOST
5	Evan Crower	same 'crow' as 'crowd'
3	Noor Davis	nor
49	John Flacco	FLACK-oh
46	Ryan Gaertner	gert-nur
82	Chris Harrell	hair-UHL
40	Joe Hemschoot	HEM-scott
10	Zach Hoffpauir	hoff-power
14	Dontonio Jordan	dawn-tone-ee-oh
34	Peter Kalambayi	CAL-am-BYE-ee
99	Luke Kaumatule	comma-TOO-lay
38	Gautam Krishnamurthi	GOT-um CRISH-nam-earthly
55	Nate Lohn	lone
43	Blake Lueders	lewders
20	Bobby Okereke	oh-kuh-REE-kee
22	Kyle Olgabode	oh-lou-BOW-day
84	Thomas Oser	OH-sur
4	Francis Owusu	OH-woo-sue
70	Andrus Peat	ANN-druss pete
38	Ra'Chard Pippens	ruh-shard
96	Eddie Plantaric	plan-TEAR-ick
63	Kevin Reihner	REE-nur
14	Ben Rhyme	rhine
53	Torsten Rotto	tore-stin ROT-oh
72	J.B. Salem	say-lum
7	Aziz Shittu	uh-ZEEZ SHITT-too
24	Patrick Skov	skove
88	Greg Taboada	ta-BWAH-duh
6	Taijuan Thomas	TIE-juan
34	Conrad Ukropina	you-CROW-pee-nuh
9	James Vaughters	VAW-tuhrs
22	Remound Wright	ruh-mond





## Series Breakdown

**Series:** 52-25-3 (.669)

**At Stanford:** 28-11-2 (.707)

**At Oregon State:** 24-14-1 (.628)

**First meeting:** 1919 at Oregon State - Stanford 14, Oregon State 6

**Last meeting:** 2013 at Oregon State - Stanford 20, Oregon State 12

**Last Stanford win:** 2013 at Oregon State - Stanford 20, Oregon State 12

**Last Oregon State win:** 2009 at Oregon State - Stanford 28, Oregon State 38

**Longest Stanford win streak:** 11 (1919-36)

**Longest Oregon State win streak:** 4 (1955-58, 2000-04)

**Largest Stanford victory:** 63-9 (1981 at Oregon State)

**Largest Oregon State victory:** 43-3 (2003 at Oregon State)

**Series streak:** Stanford - W4

- Dating to 1919, the 80-game series with Oregon State is Stanford's fifth-oldest rivalry.
- The Cardinal has won four straight meetings and five of the last six.
- In the last four matchups, Stanford has outscored Oregon State, 123-48.
- When No. 16 Stanford defeated No. 13 Oregon State in 2012, it marked the first meeting between the two as ranked opponents since 1956.

### Last Matchup Against Oregon State - Oct. 26, 2013

- Tyler Gaffney ran for three touchdowns and the Cardinal held off Oregon State's fourth-quarter comeback bid in a 20-12 win.
- Gaffney ran 22 times for 145 yards and scored on runs of 4, 9 and 32 yards to highlight a slow offensive night for Stanford. Stanford totaled 276 yards of offense as quarterback Kevin Hogan completed just 8 of 18 passes for 88 yards.
- Oregon State didn't top 300 yards either, held to 288 -- well off the Beavers' season average of 515 yards entering the game. Oregon State quarterback Sean Mannion, the national leader in yards passing and touchdown passes, was 41 of 57 for 271 yards and one touchdown.
- Beavers receiver Brandin Cooks, tops in the nation in receptions and yards, finished with nine catches for 80 yards.
- Stanford's defense came up big in key situations, as it turned back Oregon State on downs four times inside the Cardinal 35. Stanford held Mannion to less than 350 yards passing for the first time on the season, and sacked him eight times.
- Gaffney was effective in the second half, when he ran for 79 yards and two touchdowns.
- The Beavers trailed 20-9 with less than four minutes remaining and nearly forced overtime. Down by eight, Oregon State drove to the Stanford 7 with 30 seconds remaining, but four consecutive incompletions stopped the rally and ended the Beavers' six-game winning streak.
- Twice during the first half and once in the third quarter, Oregon State coach Mike Riley decided to pass up field-goal attempts, and instead tried to convert a fourth-and-short. Stanford turned back each one.
- Stanford led 7-3 at halftime following a defensive struggle in the first half.

### It Happened Against Oregon State

- 1940** - Frankie Albert boomed a 79-yard punt, which still ranks as the longest in school history.
- 1952** - Bill Rogers ran for a 96-yard touchdown in a 41-28 Stanford victory in Corvallis, the longest rush from scrimmage in school history.
- 1971** - One week after being upset, 24-23, by Washington State, Stanford rallied from a 24-3 second-quarter deficit and outlasted Oregon State, 31-24, in Corvallis.
- 1980** - John Elway tossed a school-record six touchdown passes in a 54-13 victory over the Beavers at Stanford Stadium. Ken Margerum was on the receiving end of four of those scoring strikes.
- 1981** - Stanford rushed for a (then) school-record 439 yards in a 63-9 victory over the Beavers in Corvallis. Darrin Nelson set a single-game school record by scoring five touchdowns against the Beavers, including a 80-yard touchdown run.
- 1982** - John Elway had another big game against the Beavers, completing 23-of-29 passes for 381 yards and five touchdowns in a 45-5 victory. The passing yardage was the third highest single-game total in Elway's illustrious career.
- 1991** - Steve Stenstrom hooked up with Glyn Milburn for a 92-yard touchdown pass at the 6:19 mark of the second quarter, marking the third-longest pass play in school history.
- 1993** - Steve Stenstrom completed 28 of 37 passes for 407 yards, then the seventh-best passing performance in school history.
- 1998** - Todd Husak set single-game records for passing yardage (450) and total offense (447), but Stanford dropped a 30-23 decision to the Beavers at Stanford Stadium.
- 2003** - The Beavers held Stanford to just 133 yards in total offense, which was the third lowest output in school history.
- 2005** - Trent Edwards threw for 196 yards and two touchdowns - both to wide receiver Justin McCullum - as Stanford won in Corvallis, 20-17. McCullum finished with seven catches for 119 yards.
- 2008** - Toby Gerhart rushed for 147 yards and two touchdowns to pace Stanford to 36-28 win. Gerhart's rushing total was highest recorded in a season-opener.
- 2010** - Stanford posted its third shutout of the season with a 38-0 victory over the Beavers as the Cardinal set a school record with its 11th victory of the season. Stepfan Taylor broke off a 62-yard touchdown run in the third period and Andrew Luck completed 21 of 30 passes for 305 yards and four scores to break John Elway's single-season touchdown passing record.
- 2011** - Andrew Luck threw three touchdown passes and the Cardinal churned out 300 yards rushing as Stanford extended its winning streak to 17 games with a 38-13 win in Corvallis.
- 2012** - Kevin Hogan threw for 254 yards and three touchdowns in his first collegiate start as No. 16 Stanford overcame four turnovers to rally past No. 13 Oregon State, 27-23. The win was the first of 10 straight under center for Hogan. Stepfan Taylor ran for 114 yards and a touchdown, eclipsing 1,000 yards rushing for the third straight season.
- 2013** - Tyler Gaffney ran for three touchdowns and the Cardinal held off Oregon State's fourth-quarter comeback bid in a 20-12 win. Stanford's defense came up big as it turned back Oregon State on downs four times inside the Cardinal 35. It also tallied eight sacks of Sean Mannion while holding the Beavers quarterback to less than 300 passing for the first time all season.



### Series History vs. Oregon State (52-25-3)

Season	Result	SU	OSU	Site	Season	Result	SU	OSU	Site
1919	W	14	6	A	1973	W	24	23	A
1921	W	14	7	H	1974	W	17	13	A
1922	W	6	0	A	1975	W	28	22	A
1925	W	26	10	H	1976	W	24	3	H
1927	W	24	6	A	1977	W	26	7	A
1929	W	40	7	H	1978	W	24	6	H
1930	W	13	7	H	1979	L	31	33	A
1931	W	25	7	H	1980	W	54	13	H
1932	W	27	0	A	1981	W	63	9	A
1934	W	17	0	H	1982	W	45	5	H
1936	W	20	14	A	1983	L	18	31	A
1937	T	0	0	H	1984	W	28	21	A
1938	L	0	6	A	1985	W	39	24	H
1939	L	0	12	H	1986	W	17	7	A
1940	W	23	14	H	1987	W	38	7	A
1941	L	0	10	A	1988	T	20	20	H
1942	W	49	13	H	1989	L	16	20	A
1946	T	0	0	A	1990	W	37	3	H
1947	L	7	13	H	1991	W	40	10	H
1949	W	27	7	H	1992	W	27	21	A
1950	W	21	0	H	1993	W	31	27	H
1951	W	35	14	H	1994	W	35	29	A
1952	W	41	28	A	1995	W	24	3	H
1953	W	21	0	H	1996	L	12	26	A
1955	L	0	10	A	1997	W	27	24	A
1956	L	19	20	H	1998	L	23	30	H
1957	L	14	24	A	1999	W	21	17	H
1958	L	16	24	H	2000	L	6	38	A
1959	W	39	22	A	2002	L	21	31	H
1960	L	21	25	H	2003	L	3	43	A
1961	W	34	0	A	2004	L	19	24	H
1962	L	0	27	H	2005	W	20	17	A
1963	L	7	10	A	2006	L	7	30	H
1964	W	16	7	H	2007	L	6	23	A
1967	L	7	13	A	2008	W	36	28	H
1968	L	7	29	H	2009	L	28	38	A
1969	W	33	0	A	2010	W	38	0	H
1970	W	48	10	H	2011	W	38	13	A
1971	W	31	24	A	2012	W	27	23	H
1972	W	17	11	H	2013	W	20	12	A

### Team Notes

- Stanford has compiled a 50-11 (.819) record since 2010.  
[2014] 4-3 [2013] 11-3 [2012] 12-2 [2011] 11-2 [2010] 12-1
- Stanford has three wins since 2012 over the AP's No. 1 and No. 2 ranked teams. Over the same stretch, the rest of college football has combined for seven wins over No. 1/2 ranked teams.
- Heading into 2014, Stanford, Alabama, Florida State and Oregon were the only FBS Power-5 teams with at least 10 wins in each of the last four seasons. Stanford is one of just five schools to play in four straight BCS games.
- Stanford is one of just five FBS Power-5 teams (Alabama, Florida State, LSU and Oregon) with 50 or more wins since 2010.

### Stanford in the Polls

Date	Associated Press	USA Today	College Football Playoff
Preseason	11th	11th	--
Sept. 2	13th	10th	--
Sept. 7	15th	16th	--
Sept. 14	16th	15th	--
Sept. 21	16th	14th	--
Sept. 28	14th	13th	--
Oct. 5	25th	22nd	--
Oct. 12	23rd	20th	--
Oct. 19	RV	RV	--

- Since 2010, Stanford owns a 29-2 record at Stanford Stadium, which includes an 11-2 clip against top 25 opponents. The Cardinal is 40-4 (.909) at Stanford Stadium since the final home game of 2007.
- Stanford has won 36 of its past 40 games played in California with a 17-2 record against in-state opponents since 2010. The only losses in California over that stretch came against No. 14 USC in 2014, No. 4 Michigan State in the 2014 Rose Bowl, at USC in 2013, and to visiting No. 6 Oregon in 2011.
- Stanford is 13-0 in its last 13 home games against nonconference opponents. Its last loss came against Notre Dame in 2007.
- Stanford is 17-2 against in-state opponents since 2010.
- After its 11-3 campaign in 2013, Stanford was ranked 11th by the AP and 10th in the USA Today Coaches' poll, marking the fourth straight season the Cardinal finished inside the top 10 of at least one poll after being ranked No. 7/6 at the conclusion of 2012, No. 7/6 at the conclusion of 2011 and No. 4/4 at the conclusion of the 2010 season.
- With its victory over Washington State two weeks ago, Stanford improved to 6-0 all-time when wearing its all-black uniforms.

### Nation's Top Winning Percentages

#### Since 2009

Alabama	66-8	.892
Oregon	63-10	.863
Boise State	62-11	.849
LSU	59-15	.797
Florida State	59-16	.787
Stanford	58-16	.784
Ohio State	46-13	.780
Oklahoma	56-17	.767
Oklahoma State	55-17	.764
Northern Illinois	58-18	.763

#### Since 2010

Oregon	53-7	.883
Alabama	52-8	.867
Florida State	52-10	.839
Stanford	50-11	.820
LSU	50-11	.820
Boise State	48-11	.814
Northern Illinois	51-12	.810
Oklahoma	48-12	.800
Michigan State	48-13	.787
Oklahoma State	46-13	.780
South Carolina	46-14	.767

### Power-5 Winningest Programs

#### Since 2010

Oregon	53-7	.883
Alabama	52-8	.867
Florida State	52-10	.839
Stanford	50-11	.820
LSU	50-11	.820

### Winningest Home Programs

#### Since 2010

Team (overall record)	Home Losses
Stanford (50-11)	2
LSU (50-11)	2
Boise State (48-11)	2
Northern Illinois (51-12)	3
Oregon (53-7)	3
Ohio State (35-11)	3
Alabama (52-8)	3
Baylor (42-17)	3
Georgia (41-19)	3
Wisconsin (43-17)	3

• Stanford, Georgia, Rice and Tulane shared the American Football Coaches Association's 2013 Academic Achievement Award, which is presented by the Touchdown Club of Memphis. The four schools recorded a 100 percent graduation rate for members of its freshman football student-athlete class of 2006. It was the second honor for Stanford, which also won the award in 2012.

• Stanford's football program received an Academic Progress Rating (APR) of 984 last spring, which was the highest rating in the Pac-12 Conference and a figure that ranked sixth nationally among Football Bowl Subdivision (FBS) institutions.

• Stanford University requires its students to declare an undergraduate major before starting their junior year. Among the team's juniors and seniors, 16 different majors are represented. Fifteen Cardinal upperclassmen are engineering majors. Majors with three or more Cardinal student-athletes: communications, human biology, management science and engineering, political science, psychology, public policy and science, technology and society.

• Stanford has sold 32,000 season tickets in 2014, an increase of more than 6,000 over the comparable 2012 home schedule. In addition to season tickets, Stanford reserves 5,000 student tickets for every game -- at least 71.4 percent of Stanford's undergraduate population of 6,980 could be in attendance for most games.

• Head coach David Shaw is 14-7 (.667) all-time against AP top-25 opponents. His 14-4 record coming into the season was the best of any head coach at a major-conference school.

• Shaw owns a 4-3 record on the road against top-25 opponents since 2012 with all four wins coming against Pac-12 foes (2013 at No. 11 Arizona State, 2012 at No. 1 Oregon, 2012 at No. 15 UCLA, 2011 at No. 20 USC). The losses came in 2012 and 2014 at Notre Dame, and 2014 at Arizona State.

• Stanford is 24-3 against unranked opponents under Shaw.

• Stanford is 9-0 following a loss under head coach David Shaw. The Cardinal has not lost consecutive games since midway through the 2009 season.

• Shaw notched 30 wins in his first 35 games, which was the third-fastest among active coaches (Larry Coker [with Miami: 30-31], Chris Peterson [with Boise State: 30-33]).

• Shaw is one of just three coaches to lead his team to BCS bowls in his first three years as head coach (Chip Kelly and Larry Coker).

• Shaw has continued a recent scoring trend at Stanford Stadium, as the Cardinal has averaged 37.1 points/game (1,558) in its last 42 home contests while allowing 20.05 (842).

• Stanford's 2014 roster includes student-athletes from 30 states and Mexico.

• Senior QB Kevin Hogan, senior SS Jordan Richards, fifth-year senior ILB A.J. Tarpley and fifth-year senior FB Lee Ward serve as team captains for the 2014 season, as voted by their teammates.

### Offensive Notes

• Stanford has rushed for at least 100 yards in 29 of its last 31 games. The Cardinal was held to 47 yards on the ground this season at Notre Dame and 76 yards at Arizona State.

### Stanford Under David Shaw

	Career	2014		Career	2014
Home.....	23-2	3-1	Opponent scores first.....	5-5	0-2
Road.....	14-6	1-2	Leading at halftime.....	34-4	3-1
Neutral.....	1-2	0-0	Tied at halftime.....	3-2	1-1
vs. Pac-12 (regular season)....	25-6	2-2	Trailing at halftime.....	1-4	0-1
Overtime.....	3-2	0-0	Leading after 3 quarters.....	32-3	3-0
Coming off a loss.....	9-0	2-0	Tied after 3 quarters.....	4-4	1-2
Coming off a win.....	27-10	1-3	Trailing after 3 quarters.....	2-3	0-1
Coming off a bye week.....	4-1	1-0	Scoring 40+ points.....	14-0	1-0
vs. AP top 25.....	14-7	0-3	Scoring 30-39 points.....	10-2	2-0
vs. Unranked opponents.....	24-3	4-0	Scoring 20-29 points.....	13-2	1-0
Ranked higher.....	17-5	4-1	Scoring 0-19 points.....	1-6	0-3
Opponent is ranked higher....	4-4	0-2	Allowing 40+ points.....	2-2	0-0
vs. In-state opponents.....	13-2	1-1	Allowing 30-39 points.....	0-0	0-0
August.....	2-0	1-0	Allowing 20-29 points.....	9-5	0-1
September.....	11-2	2-1	Allowing 0-19 points.....	27-3	4-2
October.....	12-4	1-2	Outrushing opponent.....	36-3	4-0
November.....	11-2	0-0	Getting outrushed.....	3-7	0-3
December.....	1-0	0-0	Passing for more yards.....	20-3	3-1
January.....	1-2	0-0	Passing for fewer yards.....	18-7	1-2
On television.....	38-10	4-3	Outgaining opponent.....	30-3	4-1
On ABC.....	6-4	0-1	Getting outgained.....	7-7	0-2
On CBS Sports Network.....	1-0	0-0	Winning time of possession... ..	29-6	3-2
On ESPN.....	10-3	1-1	Losing time of possession.....	8-4	1-1
On FOX.....	9-0	1-0	Defensive/special teams TD... ..	9-4	1-0
On FOX Sports 1.....	1-0	0-0	Allowing def/special teams TD ..	4-1	1-0
On NBC.....	0-2	0-1	Fewer penalty yards.....	19-3	2-1
On Pac-12 Network.....	6-1	2-0	More penalty yards.....	17-7	2-2
Day.....	20-4	3-2	Winning turnover battle.....	21-3	1-0
Night.....	18-6	1-1	Losing turnover battle.....	7-6	1-2
Saturday.....	32-7	3-3	Individual 100-yard rusher.....	19-4	0-0
Friday.....	3-0	1-0	Individual 100-yard receiver.. ..	11-4	0-0
Thursday.....	1-1	0-0	Individual 200-yard passer.....	22-5	3-2
Wednesday.....	0-1	0-0	Individual 300-yard passer.....	6-1	0-0
Tuesday.....	1-0	0-0	Opponent 100-yard rusher.....	7-4	0-1
Monday.....	0-1	0-0	Opponent 100-yard receiver... ..	8-3	1-0
Decided by 3 or less.....	5-4	0-2	Opponent 200-yard passer.....	18-5	1-2
Decided by 7 or less.....	9-5	1-2	Opponent 300-yard passer.....	4-2	0-0
Scoring first.....	34-5	4-1			

• Stanford has scored a rushing touchdown in 29 consecutive games, the nation's second-best streak behind Kansas State (44), and tied with Navy (29). Its last game without a rushing touchdown was against Notre Dame on Oct. 13, 2012, when the Cardinal went without an offensive score. Stanford's last victory without accounting for a rushing touchdown was against Notre Dame on Nov. 26, 2011.

• Stanford has scored at least 10 points in a national-best 89 consecutive games.

• Senior QB Kevin Hogan was 19 of 39 passing for 212 yards at Arizona State with a career-long 31-yard rush in the fourth quarter. His 39 passing attempts marked a career high.

• Hogan is 20-6 as a starting quarterback and 10-4 against AP top-25 teams.

• Hogan enters Saturday's game against Oregon State with 40 career touchdown passes, seventh-most in program history after surpassing John Paye's 38 set from 1983-86.

• Hogan's 146.13 career passing efficiency mark is 13th-best among active quarterbacks and second in program history behind Andrew Luck (162.80).



- Senior WR Ty Montgomery has had 100+ all-purpose yards in 11 of his last 12 games. His 206 all-purpose yards against Washington State marked the fifth time in his career going over 200 yards in a single game.
- Since 2013, Stanford is 13-3 when Montgomery has at least 45 receiving yards and 2-3 when he is held under 45 receiving yards. Montgomery was held without a touchdown reception in each of Stanford's six losses in the last two seasons.
- Montgomery's first five offensive touches on the season (vs. UC Davis) resulted in either a first down or a touchdown. Six of his first seven touches resulted in either a first down (four) or touchdown (two), with the other being a 14-yard punt return. He scored two touchdowns and finished with 159 all-purpose yards (74 punt return, 77 receiving, 8 rushing) against UC Davis.
- Senior WR Devon Cajuste caught a career-high three touchdown passes against Army for Stanford's first three scores of the game. His output was the most since Ty Montgomery had four receiving touchdowns (plus one rushing) in 2013 against Cal.

- Senior RB Remound Wright has led the team in rushing five times this season while junior RB Barry Sanders has done it twice.
- Through six games in 2014, Stanford's tight ends have combined for 30 receptions. The same position group combined for 10 receptions for the entire 2013 season, when no tight end had more than five receptions.

Season	Receptions	Yards	Yards/Catch	TD
2011	86	1,356	15.8	20
2012	93	1,291	13.9	10
2013	10	69	6.9	0
2014	30	424	14.1	4

### Record Watch

Rushing Yards by a Quarterback (Career)		Field Goals Made (Career)	
1. 957 Andrew Luck.....2009-11		1. 59 John Hopkins.....1987-90	
2. 702 Kevin Hogan.....2012-current		2. 55 Jordan Williamson.....2011-current	
Completion Percentage (Career)		Field Goal Attempts (Career)	
1. .670 Andrew Luck.....2009-11		1. 88 John Hopkins.....1987-90	
2. .639 Kevin Hogan.....2012-current		2. 84 Rod Garcia.....1971-73	
		3. 80 Jordan Williamson ..2011-current	
Passing Efficiency (Career)		Field Goal Percentage (Career)	
1. 162.8 Andrew Luck.....2009-11		1. .805 Nate Whitaker .....2009-10	
2. 146.1 Kevin Hogan.....2012-current		2. .733 Aaron Zagory.....2005-08	
Passing Yards (Career)		3. .714 Mark Harmon .....1981-84	
1. 10,911 Steve Stenstrom.....1991-94		4. .697 Eric Abrams.....1992-95	
8. 5,443 Trent Edwards.....2003-06		5. .694 Mike Biselli .....1998-01	
9. 5,263 Kevin Hogan.....2012-current		6. .688 Jordan Williamson ..2011-current	
Touchdown Passes (Career)		Kickoff Returns (Career)	
1. 82 Andrew Luck.....2009-11		1. 95 Ryan Wells.....1999-02	
2. 77 John Elway.....1979-82		2. 86 Ty Montgomery ..2011-current	
3. 74 Steve Stenstrom .....1991-94			
6. 41 Todd Husak .....1996-99		All-Purpose Yards (Career)	
7. 40 Kevin Hogan.....2012-current		1. 7,120 Darrin Nelson ..1977-78, 80-81	
		2. 6,146 Glyn Milburn.....1990-92	
Total Offense (Career)		3. 5,515 Troy Walters.....1996-99	
1. 10,387 Andrew Luck.....2009-11		4. 5,095 Stepfan Taylor.....2009-12	
2. 10,179 Steve Stenstrom .....1991-94		5. 4,791 Ty Montgomery ..2011-current	
3. 9,070 John Elway.....1979-82			
7. 6,043 Guy Benjamin.....1974-77			
8. 5,965 Kevin Hogan.....2012-current			

- Sophomore TE Greg Taboada had a pair of touchdown grabs against Washington State with sophomore TE Eric Cotton contributing a 30-yard scoring strike. It was the first time multiple tight ends caught touchdown passes for Stanford in the same game since Zach Ertz and Levine Toilolo each had one touchdown catch at Colorado on Nov. 3, 2012. Stanford had three total touchdowns by tight ends for the first time since facing Notre Dame on Nov. 26, 2011, when Coby Fleener had two touchdowns and Toilolo had one.
- Sophomore TE Austin Hooper was named to the John Mackey Award midseason watch list on Oct. 13.
- Junior WR Michael Rector averaged 30.8 yards/catch in 2013. His first reception in 2014 went for a 40-yard touchdown. He caught four passes for 57 yards vs. USC, marking a career-low for yards/catch (14.3) in a single game. Previously, Rector had not averaged less than 22.0 yards/catch in a game in which he caught a pass (three times).
- Stanford has started 11 active players at the tight end and wide receiver positions over the past two seasons.
- RB Christian McCaffrey, FB Daniel Marx, OT Casey Tucker, CB Terrence Alexander and DT Harrison Phillips are the lone freshmen to play this season.
- McCaffrey had a 52-yard touchdown reception on his first collegiate touch vs. UC Davis. He added a 10-yard carry and had 122 all-purpose yards, including a 41-yard punt return.

- Stanford's starting offensive line is comprised entirely of juniors, who each are part of a recruiting class that was heralded as one of college football's all-time best at that position. Consensus preseason All-America selection Andrus Peat, a 6-foot-7, 316-pound junior left tackle, is the lone second-year starter among the group.

- Stanford replaced four starters on the offensive line from 2013. Stanford's four first-year starters -- Joshua Garnett (LG), Graham Shuler (C), Johnny Caspers (RG) and Kyle Murphy (RT) -- all have considerable playing experience in Stanford's unique multi-personnel offense.

### Defensive Notes

- Stanford has surrendered 86 points in 2014. The Cardinal defense has allowed 80 points this season (Washington recovered a Stanford offensive fumble and returned it for a score).
- Since the start of the 2012 season, Stanford has held opponents to 50 rushing yards or fewer nine times. Only Michigan State has accomplished that feat in more games (12).
- Stanford became the last team to surrender 20 points this season when the Cardinal allowed 26 to Arizona State. It broke a string of 13 consecutive regular season games in which the Cardinal had not yielded 20 points.
- Stanford has held opponents to 20 or fewer points in 27 of its past 35 games. Dating to 2010, the Cardinal has held 41 of its past 54 opponents to 20 or fewer points.
- Stanford has allowed only 15 plays of 20 or more yards this season (six rushing). The Cardinal has allowed one or fewer such plays in an FBS-best three games this season.

- Arizona State's second-quarter rushing touchdown was just the second rushing touchdown Stanford's defense has allowed this season. Only Louisville has allowed fewer (1).
- Stanford has not allowed an opponent to score 30 points in its last 30 games, the nation's longest such streak.
- Stanford has held opponents to less than 400 yards of total offense in 15 straight games, the longest streak in the nation.
- The Cardinal has at least one tackle for loss in each of its last 53 contests and at least one sack in 40 of its last 41 outings (only game without a sack came in 2013 at Army, which attempted just 10 passes).
- Stanford has recorded at least one takeaway in 42 of its last 46 games. Its only games without a forced turnover was in the 2013 Pac-12 Football Championship Game at Arizona State and 2014 affairs against USC, Washington and Arizona State.
- Stanford leads the FBS with 219 sacks 2009 (Virginia Tech second with 213).
- Stanford has registered 21 sacks this season, with 12 different players contributing to the total.
- Nineteen players have contributed to Stanford's 53 tackles for loss. No Cardinal player has more than senior OLB Kevin Anderson's 8.5 tackles for loss.

### Start Chart

No.	Name	2014 GP-GS	Career Starts	Consecutive Starts
91	Anderson, Henry	7-7	29	13
48	Anderson, Kevin	7-7	7	7
93	Austin, Brendon	5-1	1	0
89	Cajuste, Devon	5-5	13	0
25	Carter, Alex	7-6	27	6
57	Caspers, Johnny	7-7	7	7
80	Cotton, Eric	7-2	2	1
51	Garnett, Joshua	7-7	12	9
21	Harris, Ronnie	7-1	1	0
40	Hemschoot, Joe	4-1	1	0
10	Hoffpauir, Zach	7-7	7	7
8	Hogan, Kevin	7-7	26	26
84	Hooper, Austin	7-5	5	0
86	Hopkins, Charlie	2-0	4	0
99	Kaumatule, Luke	7-0	5	0
43	Lueders, Blake	7-5	6	0
2	Lyons, Wayne	7-7	21	12
4	Martinez, Blake	7-7	7	7
7	Montgomery, Ty	7-4	25	1
78	Murphy, Kyle	7-7	14	9
22	Olugbode, Kyle	7-3	3	3
4	Owusu, Francis	7-2	2	1
58	Parry, David	7-5	19	2
70	Peat, Andrus	7-7	21	21
87	Pratt, Jordan	7-2	5	1
3	Rector, Michael	7-3	6	2
8	Richards, Jordan	7-7	38	35
52	Shuler, Graham	7-7	7	7
17	Tarpley, A.J.	7-7	39	31
18	Trojan, Jeff	7-2	2	0
9	Vaughters, James	7-7	24	20
36	Ward, Lee	7-3	5	0
22	Wright, Reumond	6-4	4	4
39	Young, Kelsey	7-3	3	0

- Stanford has allowed just two second-half touchdowns this season. Even more, Stanford has not allowed a third-quarter touchdown in 2014, yielding only three field goals through seven games.
- Stanford finished with 12 tackles for loss at Arizona State, the most since recording 13 at Oregon State on Oct. 26, 2013.
- Stanford held Washington State to minus-26 rushing yards, the third-fewest allowed by the Cardinal in program history. It was the first time the Cardinal held an opponent under zero rushing yards since Nov. 3, 2012, at Colorado (-21). It was the lowest rushing total for Washington State since Oct. 10, 2009, at Arizona State (-54).
- One week after collecting 812 total offensive yards -- including 734 through the air -- Washington State was limited to 266 total yards and just one play longer than 15 yards against Stanford.
- Washington State QB Connor Halliday finished 42 of 69 for 292 yards, 442 fewer yards than his FBS-record 734 passing yards against Cal the week prior.
- Of Notre Dame's 75 offensive plays, Stanford limited the Irish to two or fewer yards 39 times (23 incompletions, one interception, six negative plays, four one-yard gains, five two-yard gains).
- Stanford held Washington to 81 yards rushing and 98 yards passing, Washington's lowest output since 2010 when it was held to 88 yards, also by Stanford. Washington averaged 2.6 yards/play for 179 total yards.
- Stanford posted its second shutout of 2014 against Army (35-0). It was the 41st time in school history that the Cardinal has shut out multiple opponents, but just the second time since 1973.
- Stanford allowed nine passing yards against Army, breaking the modern record of yards in a game, previously 12 set in 1971 at Oregon State.
- Stanford held USC to 291 yards of total offense, becoming the first team to hold the Trojans to under 300 yards of offense since Utah did so on Oct. 26, 2013.
- Stanford held UC Davis to 115 yards of total offense, the fifth-lowest yardage total allowed in program history.
- In his debut as a defensive coordinator, Lance Anderson and the Cardinal held UC Davis scoreless and kept the Aggies from crossing midfield until the final play of the game.
- Senior OLB Kevin Anderson had career highs with 10 tackles and 4.0 tackles for loss at Arizona State.
- Freshman DE Harrison Phillips had a sack at Arizona State in his first collegiate game.
- Junior ILB Blake Martinez had nine tackles at Arizona State to bring his team-leading season total to 55. He also forced two fumbles.
- Junior FS Zach Hoffpauir had a career-high 15 tackles (nine solo), including 12 tackles in the first half vs. Washington State. He is the only active Cardinal player with more than 12 tackles in one game.





• Fifth-year senior DE Henry Anderson had a career high with eight tackles at Arizona State.

• Sophomore OLB Peter Kalambayi had a career-high 3.0 sacks among his six tackles against Washington. It marked the most sacks for a Stanford defender since Shayne Skov had three against Virginia Tech in the 2011 Orange Bowl. Kalambayi accounted for 35 negative yards on tackles for loss against Washington.

• Senior OLB James Vaughters logged a career-high with nine tackles (2.0 tackles for loss) at Washington.

### Special Teams Notes

• Fifth-year senior K Jordan Williamson is Stanford's all-time career leader in points scored (327). Williamson is third among FBS active career leaders with 55 field goals made.

• Senior Ty Montgomery's 60-yard punt return for a touchdown on his first offensive touch of the season in the opener against UC Davis was also his first career punt return.

• Montgomery (4,791) is in fifth place on Stanford's all-time, all-purpose yards list. He currently has 266 rushing, 1,962 receiving, 180 punt return and 2,383 kickoff return yards to rank third among active college players in all-purpose. Montgomery is third among FBS active leaders with 4,791 all-purpose yards and second in combined kick return yards (2,563). Montgomery leads the FBS with eight kickoff returns of 50-plus yards since 2012.

• Montgomery has returned at least one punt for 40+ yards in three of his six career games with at least one punt return attempt.

• Freshman Christian McCaffrey's collegiate debut against UC Davis saw him post 122 all-purpose yards and a receiving touchdown on five touches to go along with three tackles on special teams.

### @StanfordFBall

Terrence Alexander .....@Terrence\_9  
 Joey Alfieri .....@JAlfieri4  
 Henry Anderson .....@HenryAnderson91  
 Kevin Anderson .....@kanderson48  
 Brendon Austin .....@Aust1n74  
 Isaiah Brandt-Sims .....@IBrandtSims  
 David Bright .....@DaveBright64  
 Jesse Burkett .....@JesseBurkett76  
 Ryan Burns .....@RyanBurns16  
 Devon Cajuste .....@speedracer13193  
 Lance Callihan .....@LCdaPandaMan  
 Calvin Chandler .....@CalvinChandler  
 Keller Chryst .....@KellerChryst  
 Eric Cotton .....@ForlifeEric  
 Conner Crane .....@ccrane\_10  
 Evan Crower .....@ECrower5  
 Nick Davidson .....@NickDav45  
 Brandon Fanaika .....@BFanaika  
 John Flacco .....@jflack09  
 Denzel Franklin .....@D\_Frank1  
 Ryan Gaertner .....@RyanGaertnerIII  
 Joshua Garnett .....@lamJoshG  
 A.T. Hall .....@BigATHall  
 Chris Harrell .....@Harrell\_72  
 Anthony Hayes .....@anthonyhayes97  
 Lucas Hinds .....@BigLucas63  
 Zach Hoffpauir .....@ZachHoff10  
 Kevin Hogan .....@khoagie8  
 Alijah Holder .....@AlijahHolder96  
 Charlie Hopkins .....@86chopkins  
 Craig Jones .....@CraigJones\_30  
 Dontonio Jordan .....@PANAMANIAN\_QU3  
 Peter Kalambayi .....@Doggnasty34  
 Luke Kaumatule .....@lukekaumatule  
 C.J. Keller .....@CJkeller14  
 Dallas Lloyd .....@DallasLloyd  
 Nate Lohn .....@NateLohn  
 Blake Lueders .....@BlakeLueders  
 Wayne Lyons .....@wlyons21  
 Blake Martinez .....@Big\_Blake4  
 Christian McCaffrey .....@CMcCaffrey5  
 Pat McFadden .....@mcfadden\_pat  
 Reed Miller .....@reedo\_67  
 Ty Montgomery .....@TyMontgomery2  
 Alameen Murphy .....@KingLeonidus23  
 Kyle Murphy .....@KyleMurphy78  
 Bobby Okereke .....@BobbyOkereke  
 Kyle Olugbode .....@KyleOlugbode  
 Thomas Oser .....@toser2  
 Francis Owusu .....@francis\_owusu4  
 Kevin Palma .....@KevinPalma85  
 David Parry .....@DavidParry58  
 Andrus Peat .....@AndrusPeat  
 Jordan Perez .....@JPerez4444  
 Harrison Phillips .....@HorribleHarry66  
 Jordan Pratt .....@JordanPratt87  
 Michael Rector .....@MichaelRector  
 Kevin Reihner .....@OscarMyrReihner  
 Ben Rhyme .....@BenRhyme14  
 Alex Robinson .....@AQRobinson47  
 Torsten Rotto .....@TRotto53  
 JB Salem .....@JB\_Salem  
 Barry Sanders .....@BarryJSanders26  
 Dalton Schultz .....@BinghamBaller9  
 Aziz Shittu .....@AzizShittu

Sam Shober .....@samshobear  
 Graham Shuler .....@GrahamShuler  
 Brandon Simmons .....@GoldenMongoose2  
 Patrick Skov .....@PatrickSkov24  
 Greg Taboada .....@gTab\_94  
 A.J. Tarpley .....@AJTarpley  
 Solomon Thomas .....@SollyThomas90  
 Taijuan Thomas .....@TopNotchThomas  
 Jeff Trojan .....@JeffreyTroj  
 Casey Tucker .....@CaseyTucker77  
 Mike Tyler .....@Mike\_Tyler33  
 Conrad Ukropina .....@ConradUkropina  
 James Vaughters .....@JVaught9  
 Lance Veach .....@SonOfAV3ach  
 Lee Ward .....@LeeWard36  
 Jordan Watkins .....@Big75Fella  
 Kodi Whitfield .....@KodiWhitfield  
 Remound Wright .....@Blaq\_Cognizance  
 Alex Yazdi .....@ShnozzberryYaz

David Shaw .....@CoachDavidShaw  
 Duane Akina .....@CoachAkina  
 Pete Alamar .....@PeteAlamar  
 Lance Anderson .....@CoachL\_Anderson  
 Mike Bloomgren .....@mbloom11  
 Peter Hansen .....@PHansen14  
 Randy Hart .....@CoachRandyHart  
 Tavita Pritchard .....@TavitaP  
 Lance Taylor .....@CoachLT39  
 Morgan Turner .....@CoachMTurner

Jarrett Huk .....@StanfordHuk  
 Brad Idzik .....@Idz10  
 Timot Lamarre .....@TimotLamarre  
 Greg Mangan .....@FBCoachGM  
 Marc Mattioli .....@CoachMattioli

Ryan Devlin .....@DJMosDev  
 Matt Doyle .....@MDoyle76  
 Mike Eubanks .....@MAEubanks  
 Ron Lynn .....@RWLynn3  
 Jon Oswald .....@Jonozwald  
 Callie Seidman .....@CaJoySeid

Kurt Svoboda .....@KSvoboda  
 Alan George .....@treeSIDjorge  
 Brett Moore .....@MooreBrett

• GoStanford.com

• facebook.com/StanfordFBall  
 • facebook.com/StanfordAthletics

• instagram.com/StanfordFBall  
 • instagram.com/GoStanford

• youtube.com/StanfordAthletics



## Last Time vs. Oregon State

#8/8 Stanford 20, Oregon State 12  
October 26, 2013 • Corvallis, Ore.

Score by Quarters	1	2	3	4	Score
Stanford (7-1, 5-1)	0	7	6	7	20
Oregon State (6-2, 4-1)	0	3	6	3	12

### Scoring Summary

Qtr	Time	Team - Scoring Play	Plays-Yards	TOP	Score
2nd	12:48	OSU - Romaine - 50-yd field goal	8-6	4:25	STAN 0-OSU 3
	0:07	STAN - Gaffney - 4-yd run (Ukropina PAT)	6-66	0:39	STAN 7-OSU 3
3rd	14:08	STAN - Gaffney - 9-yd run (Ukropina PAT failed)	2-12	0:45	STAN 13-OSU 3
	0:46	OSU - Cooks - 8-yd pass from Mannion (PAT blocked)	12-90	5:54	STAN 13-OSU 9
4th	12:01	STAN - Gaffney - 32-yd run (Ukropina PAT)	8-73	3:38	STAN 20-OSU 9
	3:00	OSU - Romaine - 39-yd field goal	4-(-2)	1:13	STAN 20-OSU 12

### Statistical Summary

	Stanford	Oregon State
FIRST DOWNS	13	23
RUSHES-YARDS (NET)	33-185	24-17
PASSING YDS (NET)	88	271
Passes Att-Comp-Int	18-8-0	57-41-0
TOTAL OFFENSE PLAYS-YARDS	51-273	81-288
Fumble Returns-Yards	0-0	1-36
Punt Returns-Yards	1-21	3-74
Kickoff Returns-Yards	3-50	4-57
Interception Returns-Yards	0-0	0-0
Punts (Number-Avg)	7-40.0	4-39.2
Fumbles-Lost	2-2	2-1
Penalties-Yards	5-43	6-50
Possession Time	21:27	38:33
Third-Down Conversions	2 of 9	6 of 17
Fourth-Down Conversions	0 of 0	1 of 5
Red-Zone Scores-Chances	2-3	2-5
Sacks By: Number-Yards	8-60	2-14

### RUSHING

Stanford-Gaffney,T 22-145; Young,K 2-23; Hogan,K 5-10; Montgomery,T 1-9; Sanders,B 1-6; Team 1-minus 3; Lloyd,D 1-minus 5.  
Oregon State-Ward, Terron 3-39; Woods, Storm 8-21; Cooks, Brandin 3-18; TEAM 1-minus 1; Mannion, Sean 9-minus 60.

### PASSING

Stanford-Hogan,K 8-18-0-88.  
Oregon State-Mannion, Sean 41-57-0-271.

### RECEIVING

Stanford-Montgomery,T 3-55; Whitfield,K 2-21; Hewitt,R 1-6; Dudchock,D 1-4; Young,K 1-2.  
Oregon State-Cooks, Brandin 9-80; Clute, Kellen 8-37; Mullaney, R. 6-68; Ward, Terron 5-33; Cummings, Kevin 4-20; Woods, Storm 4-15; Anderson, Tyler 2-13; Perry, Tyler 2-9; Smith, Caleb 1-minus 4.

### INTERCEPTIONS

Stanford-None.  
Oregon State-None.

### FUMBLES

Stanford-Gaffney,T 1-1; Lloyd,D 1-1.  
Oregon State-Woods, Storm 1-0; Bolden, Victor 1-1.

### SACKS (UA-A)

Stanford-Murphy,T 2-1; Anderson,K 1-1; Mauro,J 1-0; Gardner,B 1-0; Lueders,B 1-0; Vaughters,J 1-0.  
Oregon State-Alexander, D.J. 1-0; Crichton, Scott 1-0.

### TACKLES (UA-A)

Stanford-Tarpley,AJ 8-5; Murphy,T 4-4; Mauro,J 3-5; Richards,J 5-1; Amanam,U 4-2; Lyons,W 5-0; Anderson,K 3-2; Reynolds,E 4-0; Hemschoot,J 3-1; Skov,S 2-2; Gardner,B 2-1; Lancaster,J 2-1; Carter,A 0-3; Parry,D 0-3; Vaughters,J 2-0; Cummings,J 1-1; Lueders,B 1-1; Browning,B 1-0; Lloyd,D 1-0; Rhyne,B 1-0.  
Oregon State-Murphy, Ryan 3-5; Reynolds, R. 6-1; Zimmerman, T. 1-5; Alexander, D.J. 3-2; Wynn, Dylan 1-4; Johnson, Jabral 1-3; Nelson, Steven 2-1; Rosa, Mana 1-2; Mageo, Rommel 1-2; Crichton, Scott 1-1; Noland-Lewis, C 1-1; Delva, Edwin 1-0; Braun, John 1-0; Gwacham, Obum 1-0; Songy, Darrell 0-1; Audiss, Micah 0-1; Hautau, Siale 0-1.

## Stanford Holds Off Beavers

**CORVALLIS, Ore.** - Tyler Gaffney ran for three touchdowns and the Cardinal held off Oregon State's fourth-quarter comeback bid in a 20-12 win.

Gaffney ran 22 times for 145 yards and scored on runs of 4, 9 and 32 yards to highlight a slow offensive night for Stanford. Stanford totaled 276 yards of offense as quarterback Kevin Hogan completed just 8 of 18 passes for 88 yards.

Oregon State didn't top 300 yards either, held to 288. Oregon State quarterback Sean Mannion, the national leader in yards passing and touchdown passes entering the game, was 41 of 57 for 271 yards and one touchdown.

Beavers receiver Brandin Cooks, tops in the nation in receptions and yards, finished with nine catches for 80 yards.

Stanford's defense came up big in key situations, as it turned back Oregon State on downs four times inside the Cardinal 35. Stanford held Mannion to less than 350 yards passing for the first time this season, and sacked him eight times.

It wasn't pretty for the Cardinal offense, and in particular, Hogan. The Beavers' defense had him scrambling, and Hogan was able to complete only three passes longer than 10 yards.

But Gaffney was effective in the second half, when he ran for 79 yards and two touchdowns.

The Beavers trailed 20-9 with less than four minutes remaining and nearly forced overtime. Down by eight, Oregon State drove to the Stanford 7 with 30 seconds remaining, but four consecutive incompletions stopped the rally and ended the Beavers' six-game winning streak.

Twice during the first half and once in the third quarter, Oregon State coach Mike Riley decided to pass up field-goal attempts, and instead tried to convert a fourth-and-short. Stanford turned back each one.

Stanford led 7-3 at halftime following a defensive struggle in the first half.

Oregon State took a 3-0 lead early in the second quarter on Trevor Romaine's career-best 50-yard field goal. The Beavers appeared that they would lead hold the lead into the break when a turnover on downs gave the Cardinal the ball on its own 34 with 46 seconds remaining in the second quarter.

Stanford took advantage with a quick-striking drive, finishing when Gaffney bulled into the end zone from four yards out seven seconds before halftime.

The Cardinal capitalized on their momentum by forcing a fumble on the opening kickoff of the second half. Gaffney scored two plays later on a 9-yard run to put Stanford ahead 13-3.

Oregon State bounced back with its best possession of the night, a 12-play, 90-yard drive ending on an 8-yard touchdown pass from Mannion to Brandin Cooks. But the Cardinal made it 20-9 just 3 minutes into the fourth quarter on Gaffney's 32-yard cutback run for a touchdown.

Romaine had 39-yard field goal with 3:57 left to pull the Beavers to 20-12.

## #23/20 Stanford 10, #17/18 Arizona State 26 October 18, 2014 • Tempe, Ariz.

Score by Quarters	1	2	3	4	Score
Stanford (4-3, 2-2)	0	0	3	7	10
Arizona State (5-1, 3-1)	0	14	3	9	26

### Scoring Summary

Qtr	Time	Team - Scoring Play	Plays-Yards	TOP	Score
2nd	8:28	ASU - Foster - 1 yd run (Gonzalez PAT)	13-81	4:53	STAN 0-ASU 7
	1:58	ASU - Strong - 3 yd pass from Bercovici (Gonzalez PAT)	4-12	2:00	STAN 0-ASU 14
3rd	9:31	STAN - Williamson - 40 yd field goal	12-65	5:23	STAN 3-ASU 14
	5:37	ASU - Gonzalez - 25 yd field goal	10-68	3:54	STAN 3-ASU 17
4th	12:50	ASU - Gonzalez - 47 yd field goal	13-66	4:48	STAN 3-ASU 20
	11:23	STAN - Skov - 1 yd run (Williamson PAT)	5-63	1:19	STAN 10-ASU 20
	4:07	ASU - Gonzalez - 25 yd field goal	7-29	3:38	STAN 10-ASU 23
	3:29	ASU - Gonzalez - 31 yd field goal	4-8	0:29	STAN 10-ASU 26

Statistical Summary	Stanford	Arizona State
FIRST DOWNS	14	23
RUSHES-YARDS (NET)	22-76	46-114
PASSING YDS (NET)	212	242
Passes Att-Comp-Int	39-19-0	34-24-0
TOTAL OFFENSE PLAYS-YARDS	61-288	80-356
Fumble Returns-Yards	0-0	0-0
Punt Returns-Yards	1--14	2-11
Kickoff Returns-Yards	5-95	1-32
Interception Returns-Yards	0-0	0-0
Punts (Number-Avg)	7-40.9	4-41.8
Fumbles-Lost	4-2	2-0
Penalties-Yards	5-35	2-9
Possession Time	25:03	34:57
Third-Down Conversions	6 of 16	9 of 19
Fourth-Down Conversions	1 of 2	1 of 1
Red-Zone Scores-Chances	1-2	6-6
Sacks By: Number-Yards	4-19	2-19

### RUSHING

Stanford-Wright,R 9-40; Hogan,K 4-17; Sanders,B 4-12; Young,K 1-4; Seale,R 1-3; Skov,P 2-3; McCaffrey,C 1-minus 3.  
Arizona State-Foster,D.J. 24-59; Lewis, Deantre 10-47; Bercovici, Mike 7-6; Ballage, Kalen 2-3; Richard, Demario 1-2; Team 1-minus 1; Gammage, Fred 1-minus 2.

### PASSING

Stanford-Hogan,K 19-39-0-212.  
Arizona State-Bercovici, Mike 23-33-0-245; Foster, D.J. 1-1-0-minus 3; Gammage, Fred 0-0-0-0.

### RECEIVING

Stanford-Montgomery,T 6-82; Hooper,A 3-25; Rector,M 3-18; Taboada,G 2-53; Trojan,J 2-9; Cotton,E 1-14; Pratt,J 1-6; McCaffrey,C 1-5.  
Arizona State-Strong, Jaelen 8-75; Foster, D.J. 7-92; Nelson, D. 3-39; Smith, Cameron 3-24; Jefferson,Ellis 1-20; Ballage, Kalen 1-minus 3; Lewis, Deantre 1-minus 5.

### INTERCEPTIONS

Stanford-None.  
Arizona State-None.

### FUMBLES

Stanford-Montgomery,T 1-1; Hooper,A 1-0; Hogan,K 1-0; McCaffrey,C 1-1.  
Arizona State-Foster, D.J. 1-0; Bercovici, Mike 1-0.

### SACKS (UA-A)

Stanford-Martinez,B 1-0; Phillips,H 1-0; Anderson,K 1-0; Vaughters,J 1-0.  
Arizona State-Carrington, L. 1-0; Randall, D. 1-0.

### TACKLES (UA-A)

Stanford-Anderson,K 8-2; Martinez,B 8-1; Vaughters,J 7-1; Richards,J 7-1; Tarpley,AJ 6-2; Anderson,H 6-2; Lueders,B 3-0; Harris,R 3-0; Palma,K 3-0; Alexander,T 2-0; Carter,A 2-0; Olugbode,K 1-1; Lyons,W 1-0; Davis,N 1-0; Phillips,H 1-0; Kalambayi,P 1-0.  
Arizona State-Longino,Antonio 7-1; Randall, D. 7-0; Brown,Kweishi 6-0; Simone, Jordan 5-0; Fiso, Salamo 4-1; Moeakiola,Laiu 3-2; Carrington, L. 3-0; Perry,Armand 2-0; Smallwood,T. 1-0; Scott,Deandre 1-0; Garoutte, Alex 1-0; Bishop,Ezekiel 1-0; Hood, Jaxon 0-1; Latu, Viliami 0-1; Latu, Mo 0-1; Latu, Alani 0-1.

## Stanford Falls in Desert Duel

**TEMPE, Ariz.** - No. 17 Arizona State cleared raced past No. 23 Stanford, 26-10, at Sun Devil Stadium.

Arizona State reversed the field against Stanford in the desert rematch with an efficient performance on both sides of the ball.

The Sun Devils scored the most points allowed by the nation's top-rated defense through seven games behind a nice mix of run and pass.

Mike Bercovici, in his third straight start replacing injured Taylor Kelly, was efficient, throwing for 242 yards and touchdown on 23 of 33 passing. Zane Gonzalez made sure the Sun Devils came away with points when drives stalled, hitting four second-half field goals.

The Cardinal was shut out in the opening 30 minutes for the first time in 87 games while managing 288 total yards.

Stanford had one sustained drive in the first half, reaching Arizona State's 35, but was forced to punt when the Sun Devils sacked Kevin Hogan for 10-yard loss.

The Cardinal didn't threaten again and were held scoreless in the first half for the first time since 2007 against Washington State.

Arizona State's offense started off by trying to establish the run early, handing it off on 17 of the first 24 plays.

That set up the pass and Arizona State sprinkled it in during a Stanford-esque drive that went 81 yards in 14 plays capped by D.J. Foster's 1-yard dive.

Stanford's Ty Montgomery gave the Sun Devils a gift late in the second quarter, when he tried to make an over-the-shoulder catch on a punt and muffed it.

Arizona State recovered at Stanford's 12 and Bercovici found Jaelen Strong four plays later on a 3-yard touchdown pass that put the Sun Devils up 14-0.

Stanford finally found a spark on offense early in the third quarter, moving 63 yards in five plays for Patrick Skov's 1-yard touchdown run that cut it to 20-10.

The Cardinal would get no closer.

Gonzalez kicked a 25-yard field goal and sealed the win with another from 31 yards after Stanford's Christian McCaffrey lost a fumble on the ensuing kickoff.

#25/22 Stanford 34, Washington State 17  
October 10, 2014 • Stanford, Calif.

Score by Quarters	1	2	3	4	Score
Washington State (2-5, 1-3)	7	0	3	7	17
Stanford (4-2, 2-1)	10	7	7	0	34

## Scoring Summary

Qtr	Time	Team - Scoring Play	Plays-Yards	TOP	Score
1st	11:47	STAN - Williamson- 22 yd field goal	7-59	3:13	WSU 0-STAN 3
	9:30	STAN - Cotton - 39 yd pass from Hogan (Williamson PAT)	3-69	1:09	WSU 0-STAN 10
	4:35	WSU - Mayle - 9 yd pass from Halliday (Breshears PAT)	11-75	4:55	WSU 7-STAN 10
2nd	11:08	STAN - Taboada - 3 yd pass from Hogan (Williamson PAT)	4-16	1:52	WSU 7-STAN 17
3rd	7:51	WSU - Breshears - 46 yd field goal	14-42	4:45	WSU 10-STAN 17
4th	3:07	STAN - Taboada - 4 yd pass from Hogan (Williamson PAT)	9-56	4:44	WSU 10-STAN 24
	13:02	WSU - Cracraft - 3 yd pass from Halliday (Breshears PAT)	16-75	5:05	WSU 17-STAN 24
	8:13	STAN - Williamson - 34 yd field goal	11-50	4:41	WSU 17-STAN 27
	1:38	STAN - Wright - 6 yd run (Williamson PAT)	4-44	0:26	WSU 17-STAN 34

Statistical Summary	Washington State	Stanford
FIRST DOWNS	18	20
RUSHES-YARDS (NET)	11--26	33-193
PASSING YDS (NET)	292	284
Passes Att-Comp-Int	69-42-1	35-23-0
TOTAL OFFENSE PLAYS-YARDS	80-266	68-477
Fumble Returns-Yards	0-0	0-0
Punt Returns-Yards	1-12	3-63
Kickoff Returns-Yards	3-67	3-71
Interception Returns-Yards	0-0	1-0
Punts (Number-Avg)	8-42.0	4-35.8
Fumbles-Lost	0-0	1-1
Penalties-Yards	10-75	9-80
Possession Time	28:10	31:50
Third-Down Conversions	5 of 19	4 of 12
Fourth-Down Conversions	4 of 5	0 of 1
Red-Zone Scores-Chances	3-3	5-7
Sacks By: Number-Yards	2-9	4-56

## RUSHING

Washington State-Morrow, Jamal 4-22; Wicks, Gerard 2-9; West, Theron 1-minus 1; Halliday, Connor 4-minus 56.

Stanford-Wright, R 14-98; Sanders, B 7-68; McCaffrey, C 3-28; Young, K 1-3; Skov, P 2-2; Team 2-minus 2; Hogan, K 4-minus 4.

## PASSING

Washington State-Halliday, Connor 42-69-1-292.

Stanford-Hogan, K 23-35-0-284.

## RECEIVING

Washington State-Cracraft, River 14-100; Myers, Isiah 8-53; Morrow, Jamal 7-30; Mayle, Vince 6-78; West, Theron 2-12; Lewis, Robert 2-7; Baker, Tyler 1-6; Wicks, Gerard 1-6; Green, Calvin 1-0.

Stanford-Montgomery, T 7-72; Rector, M 2-65; McCaffrey, C 2-25; Trojan, J 2-20; Cajuste, D 2-20; Taboada, G 2-7; Cotton, E 1-39; Hooper, A 1-13; Owusu, F 1-12; Sanders, B 1-5; Young, K 1-3; Wright, R 1-3.

## INTERCEPTIONS

Washington State-None.

Stanford-Martinez, B 1-0.

## FUMBLES

Washington State-None.

Stanford-Skov, P 1-1.

## SACKS (UA-A)

Washington State-Allison, J. 1-0; Paulo, Darryl 0-1; Monroe, Darryl 0-1.

Stanford-Shittu, A 0-1; Kalambayi, P 0-1; Parry, D 1-0; Tarpley, AJ 1-0; Anderson, H 1-0.

## TACKLES (UA-A)

Washington State-Lemora, Darius 8-1; Allison, J. 7-2; Pelluer, Peyton 3-5; Taliulu, Taylor 5-1; Brown, Daquawn 5-0; Monroe, Darryl 4-1; Green, Calvin 3-1; Hameed, Sul. 3-1; White, C. 2-1; Coen, Cyrus 2-1; Porter, Pat 2-0; Vaeao, Destiny 2-0; Cooper, Xavier 1-1; Ekuale, Danile 1-0; Myers, Isiah 1-0; Paulo, Darryl 0-1.

Stanford-Hoffpauir, Z 9-6; Tarpley, AJ 7-1; Martinez, B 4-4; Richards, J 5-2; Olugbode, K 4-3; Carter, A 3-1; Alexander, T 3-1; Anderson, H 2-0; Lyons, W 0-2; Parry, D 1-0; Davis, N 1-0; Flacco, J 1-0; Palma, K 1-0; Williamson, J 1-0; Harris, R 0-1; Shittu, A 0-1; Vaughters, J 0-1; Kalambayi, P 0-1.

## Cardinal Slows Cougars in Rebound Victory

STANFORD, Calif. - The defense came as advertised for Stanford, and so did the offense.

Kevin Hogan threw for 284 yards and three touchdowns, and No. 25 Stanford slowed down Connor Halliday and the Air Raid offense in a 34-17 victory over Washington State.

Greg Taboada grabbed his first two career touchdowns and fellow tight end Eric Cotton had his first scoring catch to help the Cardinal rebound from a nonconference loss at Notre Dame and renew its chase for a third straight conference championship.

A week after Halliday threw for an NCAA-record 734 yards in a 60-59 loss to California, the nation's stingiest scoring defense harassed him all over the backfield.

Stanford held Halliday to 42-for-69 passing for 292 yards and two touchdowns on mostly short and intermediate passes. The Cardinal also forced one interception and had four sacks.

Stanford improved to 9-0 after losses under Shaw, but penalties and mistakes in the red zone kept the Cardinal from taking control against a Washington State defense that struggled again.

Stanford still outgained Washington State 477 to 266 yards -- enough to bring a smile out of Tiger Woods on the sideline -- and leaned on its defense to do the rest.

The Cardinal entered the game with the country's best scoring defense (8.6 points) and ranked second in total defense (232 yards) and passing defense (107 yards) per game. They lived up to the billing again, hurrying Halliday constantly to break up the Cougars' pass-happy schemes.

Halliday moved Washington State well, at times, but never found his quick-strike prowess. He tossed a 9-yard touchdown pass to Vince Mayle in the first quarter and threw across his body for a 3-yard touchdown strike to River Cracraft on fourth down to slice Stanford's lead to 24-17 early in the fourth.

Cracraft finished with 14 receptions for 100 yards.

Montgomery hauled in seven passes for 72 yards, Cotton caught a 39-yard touchdown pass and Taboada tallied two short scores from Hogan to give the Cardinal a 24-10 lead. Hogan completed 23 of 35 passes.

Jordan Williamson made two of three field goals, including a 34-yarder to extend the Cardinal's lead to 27-17 with 8:13 left. Quentin Breshears kicked a 46-yard field goal for Washington State earlier.

Remound Wright ran for 98 yards and a touchdown in the closing minutes, and Barry Sanders had 68 yards rushing as the Cardinal totaled 193 yards on the ground. The Cougars had minus-26 yards rushing.





## #14/13 Stanford 14, #9/8 Notre Dame 17 October 4, 2014 • Notre Dame, Ind.

Score by Quarters	1	2	3	4	Score
Stanford (3-2)	7	0	0	7	14
Notre Dame (5-0)	0	7	0	10	17

### Scoring Summary

Qtr	Time	Team - Scoring Play	Plays-Yards	TOP	Score
1st	3:50	STAN - Hogan - K 10 yd run (Williamson PAT)	2-12	0:44	STAN 7-ND 0
2nd	3:06	ND - Brown - 17 yd pass from Golson (Brindza PAT)	6-62	1:20	STAN 7-ND 7
4th	7:32	ND - Brindza - 45 yd field goal	9-50	3:39	STAN 7-ND 10
	3:01	STAN - Wright - 11 yd run (Williamson PAT)	9-58	4:31	STAN 14-ND 10
	1:01	ND - Koyack - 23 yd pass from Golson (Brindza PAT)	9-65	2:00	STAN 14-ND 17

Statistical Summary	Stanford	Notre Dame
FIRST DOWNS	14	21
RUSHES-YARDS (NET)	32-47	32-129
PASSING YDS (NET)	158	241
Passes Att-Comp-Int	36-18-2	43-20-1
TOTAL OFFENSE PLAYS-YARDS	68-205	75-370
Fumble Returns-Yards	0-0	0-0
Punt Returns-Yards	0-0	3-10
Kickoff Returns-Yards	2-45	0-0
Interception Returns-Yards	1-0	2-3
Punts (Number-Avg)	8-36.9	6-36.8
Fumbles-Lost	2-0	2-1
Penalties-Yards	9-66	1-10
Possession Time	30:12	29:48
Third-Down Conversions	5 of 16	6 of 18
Fourth-Down Conversions	0 of 1	1 of 2
Red-Zone Scores-Chances	2-2	2-4
Sacks By: Number-Yards	2-8	4-34

### RUSHING

Stanford-Wright,R 8-29; Young,K 7-18; Sanders,B 3-14; Montgomery,T 5-14; Seale,R 1-1; Team 1-minus 13; Hogan,K 7-minus 16.  
Notre Dame-MCDANIEL 15-41; GOLSON 7-34; PROSISE 1-26; FOLSTON 3-14; BRYANT 6-14.

### PASSING

Stanford-Hogan,K 18-36-2-158.  
Notre Dame-GOLSON 20-43-1-241.

### RECEIVING

Stanford-Cajuste,D 5-68; Montgomery,T 4-12; Trojan,J 3-12; Wright,R 2-21; McCaffrey,C 1-18; Skov,P 1-16; Pratt,J 1-6; Rector,M 1-5.  
Notre Dame-BROWN, C. 4-60; ROBINSON, C. 4-46; FULLER 3-27; CARLISLE 2-34; KOYACK 2-28; HUNTER, T. 2-24; PROSISE 2-16; FOLSTON 1-6.

### INTERCEPTIONS

Stanford-Richards,J 1-0.  
Notre Dame-LUKE 2-minus 3.

### FUMBLES

Stanford-Team 1-0; Hogan,K 1-0.  
Notre Dame-RIGGS 1-0; GOLSON 1-1.

### SACKS (UA-A)

Stanford-Anderson,K 2-0.  
Notre Dame-TRUMBETTI 1-0; SMITH, J. 1-0; LUKE 1-0; SHUMATE 1-0.

### TACKLES (UA-A)

Stanford-Tarpley,AJ 2-7; Anderson,H 4-4; Richards,J 4-3; Martinez,B 5-1; Lyons,W 3-2; Hoffpauir,Z 4-0; Anderson,K 4-0; Olugbode,K 3-1; Vaughters,J 2-1; Carter,A 2-1; Parry,D 1-2; Harris,R 2-0; Shittu,A 0-2; Davis,N 1-0; Kalambayi,P 1-0; McCaffrey,C 1-0.  
Notre Dame-SMITH, J. 7-7; SCHMIDT, J. 5-2; SHUMATE 4-2; RIGGS 4-2; DAY 3-1; LUKE 3-1; FARLEY 3-1; REDFIELD 2-1; TRANQUILL 2-0; TRUMBETTI 2-0; BRINDZA 1-0; ONWUALU 1-0; MARTINI 1-0; JONES, J. 0-1; COLLINSWORTH 0-1; HILL 0-1.

## Notre Dame Survives Stanford

**NOTRE DAME, Ind.** - Everett Golson spotted tight end Ben Koyack alone in the back of the end zone just in time.

On fourth-and-11 from the 23 and trailing 14-10, Golson dropped back to pass and managed to avoid the Stanford rush just long enough to find Koyack as two Cardinal defensive backs tried to recover from the blown assignment.

Koyack caught the pass as he fell out of bounds, while safety Jordan Richards dove to try to break it up, and scored the winning touchdown with 61 seconds left to give the No. 9 Irish the 17-14 victory on a cold, rainy day.

Golson struggled with accuracy at times and threw an interception and had a fumble that was hard to overcome, but still managed to pull it out.

Golson also threw a 17-yard touchdown pass to Chris Brown and Notre Dame amassed 370 yards of total offense against the nation's top defense. The game wasn't as exciting as Notre Dame's 20-13 overtime victory two years ago on a goal-line stand, but it was close.

The Irish defense held the Cardinal to 139 yards total offense and just 47 yards rushing. Stanford receiver Ty Montgomery, who entered the game averaging 69 yards a game receiving, was held to four catches for 12 yards. But he did have a 42-yard kickoff return that helped set up a Stanford touchdown late in the fourth quarter.

Stanford entered the game giving up 198 yards a game total offense and had given up only two runs of 25 yards or more. The Irish had 192 yards total offense at halftime and Golson had a career-long 33-yard run to set up a touchdown and C.J. Prosise had a 26-yard run that set up a scoring chance. Amir Carlisle had a 26-yard catch.

Golson was 20 of 43 passing for 241 yards with one interception and a fumble a week after having four turnovers against Syracuse. Kevin Hogan was 18 of 36 for 158 yards with two interceptions for Stanford.

Notre Dame had a chance to take the lead with 12 minutes left in the game, but holder Hunter Smith bungled the snap on a 27-yard try. Notre Dame kicker Kyle Brindza kicked the ball into the line and Stanford's A.J. Tarpley returned it 39 yards to the Stanford 44. The Irish also had a failed field goal attempt in the first quarter when Smith bobbled another snap and Brindza missed wide right on a 41-yard attempt.

But Smith got the ball down for a 45-yard field goal midway through the fourth quarter after putting gloves on.



#16/14 Stanford 20, Washington 13  
September 27, 2014 • Seattle, Wash.

Score by Quarters	1	2	3	4	Score
Stanford (3-1, 1-1)	3	10	0	7	20
Washington (4-1, 0-1)	0	13	0	0	13

### Scoring Summary

Qtr	Time	Team - Scoring Play	Plays-Yards	TOP	Score
1st	12:16	STAN - Williamson - 35 yd field goal	6-17	2:44	STAN 3-WASH 0
2nd	12:57	STAN - Montgomery - 17 yd pass from Hogan (Williamson PAT)	9-77	4:44	STAN 10-WASH 0
	9:59	WASH - Mickens - 25 yd pass from Miles (Team PAT failed)	7-75	2:58	STAN 10-WASH 6
	5:46	STAN - Williamson - 32 yd field goal	10-67	4:08	STAN 13-WASH 6
	1:54	WASH - Thompson - 32 yd fumble recovery (Van Winkle PAT)	--	--	STAN 13-WASH 13
4th	4:29	STAN - Hogan - 5 yd run (Williamson PAT)	6-47	3:08	STAN 20-WASH 13

Statistical Summary	Stanford	Washington
FIRST DOWNS	22	15
RUSHES-YARDS (NET)	40-186	38-81
PASSING YDS (NET)	178	98
Passes Att-Comp-Int	26-17-1	30-15-0
TOTAL OFFENSE PLAYS-YARDS	66-364	68-179
Fumble Returns-Yards	0-0	2-31
Punt Returns-Yards	1-2	3-6
Kickoff Returns-Yards	3-91	2-38
Interception Returns-Yards	0-0	1-0
Punts (Number-Avg)	5-42.0	8-48.5
Fumbles-Lost	3-2	2-0
Penalties-Yards	8-85	10-85
Possession Time	31:56	28:04
Third-Down Conversions	3 of 12	5 of 18
Fourth-Down Conversions	0 of 0	1 of 4
Red-Zone Scores-Chances	4-5	0-0
Sacks By: Number-Yards	4-40	1-6

### RUSHING

Stanford-Wright,R 14-63; Hogan,K 14-53; Montgomery,T 3-38; Young,K 5-22; Sanders,B 3-11; Team 1-minus 1.

Washington-Coleman, Lavon 14-58; Hall, Marvin 1-10; Washington, Dw. 4-7; Thompson, Shaq 3-2; Mickens, Jaydon 1-2; Miles, Cyler 14-1; Lindquist, Jeff 1-1.

### PASSING

Stanford-Hogan,K 17-26-1-178.

Washington-Miles, Cyler 15-29-0-98; Lindquist, Jeff 0-1-0-0.

### RECEIVING

Stanford-Cajuste,D 4-59; Montgomery,T 4-29; Hooper,A 3-19; Sanders,B 2-13; Cotton,E 1-28; Owusu,F 1-15; McCaffrey,C 1-12; Trojan,J 1-3.

Washington-Mickens, Jaydon 3-32; Campbell, D. 3-31; Ross, John 3-16; Daniels,Darrell 2-5; Coleman, Lavon 2-minus 5; Williams, Kasen 1-14; Washington, Dw. 1-5.

### INTERCEPTIONS

Stanford-None.

Washington-Peters, Marcus 1-0.

### FUMBLES

Stanford-Hogan,K 2-1; Wright,R 1-1.

Washington-Hall, Marvin 1-0; Miles, Cyler 1-0.

### SACKS (UA-A)

Stanford-Kalambayi,P 3-0; Anderson,K 0-1; Vaughters,J 0-1.

Washington-Kikaha, Hau'oli 1-0.

### TACKLES (UA-A)

Stanford-Vaughters,J 5-4; Anderson,K 5-2; Martinez,B 2-5; Kalambayi,P 5-1; Carter,A 5-0; Tarpley,AJ 3-2; Anderson,H 3-1; Richards,J 3-0; Shittu,A 0-3; Hoffpauir,Z 2-0; Olugbode,K 2-0; McCaffrey,C 1-1; Montgomery,T 1-0; Whitfield,K 1-0; Hooper,A 1-0; Davis,N 1-0; Alexander,T 1-0; Parry,D 1-0; Lueders,B 0-1. Washington-Timu, John 6-5; Feeney, Travis 4-4; Thompson, Shaq 5-2; Shelton, Danny 4-3; Kikaha, Hau'oli 4-2; Littleton, Cory 3-3; Baker, Budda 5-0; Walker, Trevor 4-1; Hudson, Evan 2-2; Hudson, Andrew 2-2; Peters, Marcus 2-0; Bierria, K. 1-0; Jones, Sidney 1-0.

## Defense Carries Cardinal

**SEATTLE** - Kevin Hogan ran for a 5-yard touchdown with 4:29 remaining, and No. 16 Stanford used its stingy defense and a poorly timed fake punt by Washington to post a 20-13 win.

Stanford made just enough mistakes to let the Huskies linger into the fourth quarter despite the Cardinal dominating statistically. But Stanford capitalized on Washington coach Chris Petersen's risky and ultimately unsuccessful decision to run a fake punt at the Huskies 47 midway through the fourth quarter.

Six plays later, Hogan scored and the Cardinal had passed their first road test of the season.

Six times the Cardinal drove inside the Washington 30, but a missed field goal and fumble by Hogan never let Stanford pull away. The Cardinal committed three turnovers, including Remound Wright's fumble late in the second quarter that Shaq Thompson returned 32 yards for a touchdown to pull the Huskies even at 13.

Hogan was 17-for-26 passing for 178 yards and added 53 yards rushing. Ty Montgomery had a 62-yard kickoff return to start the game and also added a 17-yard touchdown reception, bulling through three Washington defenders.

While the offense struggled, the Cardinal remained as stingy as ever on defense.

Cyler Miles threw a 25-yard touchdown pass to Jaydon Mickens in the second quarter, but that was about it for the Huskies' offense. Miles was sacked four times. Washington finished with 98 yards passing for its lowest total since it gained 88 yards through the air in 2010 when the Cardinal shut out the Huskies 41-0 in Seattle.

Washington's offense was so ineffective that Petersen resorted to a fake punt on fourth-and-9 midway through the fourth quarter. Stanford was ready and Thompson was stuffed for no gain, giving Stanford the ball with 7:37 left and a short field.

Hogan ran the first three plays of the drive and a facemask penalty on Washington moved the Cardinal to the 17. Kelsey Young went for 12 yards, nearly breaking free for the score, before Hogan raced to the pylon on the next play.

Stanford had plenty of chances before Hogan's late touchdown. Jordan Williamson, who missed a pair of field goals in the Cardinal's loss to USC, missed wide right from 46 yards early in the third quarter. Stanford got back into scoring position on the final play of the third when Hogan found Eric Cotton open on a blown coverage for 28 yards to the Washington 34. Montgomery carried on a reverse for 18 yards to start the fourth and Stanford had first down at the Washington 14.

On third-and-10, Hogan kept the ball on a designed keeper but was hit by Thompson, and the fumble caromed into the hands of Danny Shelton. It was the second turnover by Hogan after being intercepted by Marcus Peters in the third quarter.

Washington had one final chance getting possession at its own 48 with 1:49 remaining. Miles was incomplete on his first three attempts only to hit DiAndre Campbell for 11 yards on fourth down to the Stanford 41.

Miles ran 13 yards for another first down to the Stanford 28, but was later flagged for intentional grounding. On fourth-and-18, Miles was forced from the pocket and stopped after 5 yards, and Stanford's celebration started.

## #15/16 Stanford 35, Army 0

### September 13, 2014 • Stanford, Calif.

Score by Quarters	1	2	3	4	Score
Army (1-1)	0	0	0	0	0
Stanford (2-1)	7	7	7	14	35

#### Scoring Summary

Qtr	Time	Team - Scoring Play	Plays-Yards	TOP	Score
1st	10:44	STAN - Cajuste - 23 yd pass from Hogan (Williamson PAT)	9-75	4:16	ARMY 0-STAN 7
2nd	00:27	STAN - Cajuste - 2 yd pass from Hogan (Williamson PAT)	4-15	1:01	ARMY 0-STAN 14
3rd	02:51	STAN - Cajuste - 15 yd pass from Hogan (Williamson PAT)	9-98	3:14	ARMY 0-STAN 21
4th	11:35	STAN - Montgomery - 4 yd run (Williamson PAT)	8-35	3:20	ARMY 0-STAN 28
	6:09	STAN - Montgomery - 32 yd pass from Hogan (Williamson PAT)	6-73	3:05	ARMY 0-STAN 35

Statistical Summary	Army	Stanford
FIRST DOWNS	12	21
RUSHES-YARDS (NET)	56-198	32-199
PASSING YDS (NET)	9	216
Passes Att-Comp-Int	5-3-1	28-20-0
TOTAL OFFENSE PLAYS-YARDS	61-207	60-415
Fumble Returns-Yards	0-0	0-0
Punt Returns-Yards	2-2	2-11
Kickoff Returns-Yards	1-4	0-0
Interception Returns-Yards	0-0	1-2
Punts (Number-Avg)	6-40.0	4-42.8
Fumbles-Lost	2-1	1-1
Penalties-Yards	2-20	3-30
Possession Time	33:36	26:24
Third-Down Conversions	4 of 14	6 of 10
Fourth-Down Conversions	2 of 4	0 of 0
Red-Zone Scores-Chances	0-1	3-3
Sacks By: Number-Yards	2-4	1-3

#### RUSHING

Army-Schurr, A.J. 6-65; Dixon, Larry 19-60; Santiago, Angel 8-29; Baggett, Terry 6-28; Giachinta, Matt 7-13; Maples, Raymond 4-13; Walker, Joe 1-1; Giovannelli, T. 4-1; Moss, Xavier 1-minus 12.  
Stanford Sanders,B 9-92; Young,K 7-46; McCaffrey,C 4-29; Hogan,K 6-11; Seale,R 2-7; Montgomery,T 2-7; Skov,P 2-7.

#### PASSING

Army-Schurr, A.J. 0-2-1-0; Santiago, Angel 2-2-0-13; Tardieu, Alex 1-1-0-minus 4.  
Stanford Hogan,K 20-28-0-216.

#### RECEIVING

Army-Poe, Edgar 1-10; Dixon, Larry 1-3; Bell, DeAndre 1-minus 4.  
Stanford-Montgomery,T 8-86; Cajuste,D 4-52; Hooper,A 4-46; McCaffrey,C 1-12; Cotton,E 1-10; Trojan,J 1-7; Seale,R 1-3.

#### INTERCEPTIONS

Army-None.  
Stanford-Tarpley,AJ 1-2.

#### FUMBLES

Army-Baggett, Terry 1-0; Dixon, Larry 1-1.  
Stanford-Montgomery,T 1-1.

#### SACKS (UA-A)

Army-King, Andrew 1-0; Drummond, Joe 1-0.  
Stanford-Shittu,A 0-1; Lueders,B 0-1.

#### TACKLES (UA-A)

Army-Timpf, Jeremy 7-3; Johnson, Steven 3-5; King, Andrew 3-4; Carnegie, Chris 3-3; Jenkins, Josh 5-0; Ricciardi, S. 2-3; Bacon, Geoffery 2-3; Kelly, James 3-0; Drummond, Joe 2-1; Ugenyi, Mike 1-2; Glover, Richard 0-2; Washle, Scott 0-2; Giovannelli, T. 1-0; Voit, John 0-1; Fahn, Justin 0-1.  
Stanford-Martinez,B 4-6; Anderson,H 4-3; Richards,J 4-2; Lueders,B 4-2; Vaughters,J 3-3; Kalambayi,P 3-2; Tarpley,AJ 0-5; Carter,A 3-1; Anderson,K 1-3; Shittu,A 1-3; Lloyd,D 2-1; Palma,K 1-2; Parry,D 1-2; Lyons,W 2-0; Whitfield,K 2-0; Davis,N 0-2; Shober,S 0-2; Harris,R 1-0; Lohn,N 1-0; Pippens,R 1-0; Skov,P 1-0; Kaumatule,L 0-1; Olugbode,K 0-1; Hoffpauir,Z 0-1.

## Stanford Rebounds With Shutout Of Army

**STANFORD, Calif.** - Kevin Hogan threw for 216 yards and four touchdowns, and No. 15 Stanford rebounded from a loss to USC with a 35-0 win over Army.

Devon Cajuste caught a career-high three touchdowns and finished with 52 yards receiving, and Ty Montgomery had two touchdowns to help the Cardinal overcome a sluggish start on offense. Stanford led 14-0 at the half before overwhelming the Black Knights in the final two quarters.

The Cardinal outgained Army 415 to 207 yards.

It was the second shutout for Stanford's defense in three games. The Cardinal beat UC Davis 45-0 to open the season before losing 13-10 to USC last week.

Army ran for 341 yards and seven touchdowns in a 47-39 victory against Buffalo in its opener under new coach Jeff Monken, but couldn't crack the Cardinal's physical defense.

A.J. Schurr ran for 65 yards on six carries, and Larry Dixon had 60 yards rushing for the Black Knights, who completed 3 of 5 passes for just 9 yards.

Army held the ball for more than 33 minutes behind its triple-option offense, which was stuffed on fourth-and-1 from the Cardinal 2-yard line in the final minutes to preserve Stanford's shutout.

Montgomery helped lead the way for Stanford, catching eight passes for 86 yards and a touchdown. He also ran for a short score as a wildcat quarterback.

Barry Sanders added a career-high 92 yards rushing on nine carries, including a 44-yard scamper to set up Cajuste's third touchdown catch. The Cardinal finished with 199 yards on the ground.

Stanford had few problems defending Army's triple-option. Instead, it was the offense that looked out of rhythm at the start.

Stanford punted on four of its first six possessions. Montgomery fumbled a punt return that the Black Knights recovered in the second quarter, and Stanford had a touchdown wiped away for the second straight week when David Bright was called for holding on Kelsey Young's touchdown run.

The defense gave Stanford's stagnant offense a jolt just before the half. Alex Carter jarred the ball loose from Dixon, and Kevin Anderson recovered at the Army 15-yard line.

Three plays later, Cajuste caught his second touchdown pass from Hogan -- a short fade in the corner of the end zone -- to give the Cardinal a 14-0 lead.

Stanford put together a nine-play, 98-yard touchdown drive on its first drive of the second half that ended with another catch by Cajuste. Stanford stopped Army's fake punt on the next possession to set up Montgomery's 4-yard touchdown run, and the Cardinal's do-it-all playmaker caught a 32-yard touchdown pass in the fourth quarter.

The Cardinal improved to 8-0 after losses under head coach David Shaw.



# @StanfordFBall

vs. USC

#13/10 Stanford 10, #14/14 USC 13  
September 6, 2014 • Stanford, Calif.

Score by Quarters	1	2	3	4	Score
USC (2-0, 1-0)	7	0	3	3	13
Stanford (1-1, 0-1)	0	10	0	0	10

## Scoring Summary

Qtr	Time	Team - Scoring Play	Plays-Yards	TOP	Score
1st	4:26	USC - Davis - 1 yd run (Heidari PAT)	12-68	4:30	USC 7-STAN 0
2nd	7:45	STAN - Skov - 2 yd run (Williamson PAT)	11-77	5:34	USC 7-STAN 7
	0:11	STAN - Williamson - 33 yd field goal	11-64	2:54	USC 7-STAN 10
3rd	0:53	USC - Heidari - 25 yd field goal	8-90	3:32	USC 10-STAN 10
4th	2:30	USC - Heidari - 53 yd field goal	9-58	4:30	USC 13-STAN 10

## Statistical Summary

	USC	Stanford
FIRST DOWNS	16	21
RUSHES-YARDS (NET)	37-156	38-128
PASSING YDS (NET)	135	285
Passes Att-Comp-Int	22-15-0	30-22-0
TOTAL OFFENSE PLAYS-YARDS	59-291	68-413
Fumble Returns-Yards	0-0	0-0
Punt Returns-Yards	0-0	1-44
Kickoff Returns-Yards	2-34	3-69
Interception Returns-Yards	0-0	0-0
Punts (Number-Avg)	4-47.8	2-27.0
Fumbles-Lost	1-0	4-2
Penalties-Yards	10-87	8-68
Possession Time	26:13	33:47
Third-Down Conversions	7 of 14	7 of 14
Fourth-Down Conversions	0 of 1	0 of 1
Red-Zone Scores-Chances	2-2	2-5
Sacks By: Number-Yards	2-10	2-20

## RUSHING

USC-Allen, Javorius 23-154; Davis, Justin 8-20; Vainuku, Soma 2-5; TEAM 2-minus 3; Kessler, Cody 2-minus 20.  
Stanford-Wright,R 11-60; Young,K 7-39; Hogan,K 11-24; Sanders,B 2-7; Seale,R 1-3; Skov,P 1-2; Marx,D 1-0; Montgomery,T 4-minus 7.

## PASSING

USC-Kessler, Cody 15-22-0-135.  
Stanford-Hogan,K 22-30-0-285.

## RECEIVING

USC-Agholor, Nelson 9-91; Farmer, George 4-36; Davis, Justin 1-10; Smith, Juju 1-minus 2.  
Stanford-Montgomery,T 9-83; Hooper,A 4-61; Rector,M 4-57; Cajuste,D 3-44; Wright,R 1-21; Cotton,E 1-19.

## INTERCEPTIONS

USC-None.  
Stanford-None.

## FUMBLES

USC-Allen, Javorius 1-0.  
Stanford-Hogan,K 2-2; Team 2-0.

## SACKS (UA-A)

USC-Tavai, J.R. 1-0; Williams, Leona 1-0.  
Stanford-Tarpley,AJ 1-0; Kalamбайi,P 1-0.

## TACKLES (UA-A)

USC-Williams, Leona 8-3; Sarao, Anthony 3-8; Bowman, Gerald 8-2; Pullard, Hayes 1-6; Hawkins, Chris 6-0; Felix, Scott 2-4; Seymour, Kevon 4-1; Tavai, J.R. 3-2; Cravens, Su'a 2-3; Pelon, Claude 1-1; McQuay III, Leo 1-1; Nwosu, Uchenna 1-0; Albarado, Kris 1-0; Hutchings, Mich 0-1.  
Stanford-Richards,J 8-2; Martinez,B 3-6; Anderson,K 3-4; Tarpley,AJ 2-5; Carter,A 1-4; Olugbode,K 1-4; Shittu,A 1-3; Parry,D 0-4; Hoffpauir,Z 2-1; Kalamбайi,P 2-1; Davis,N 1-1; Vaughters,J 1-1; Harris,R 1-1; Lyons,W 1-0; Anderson,H 1-0; Lueders,B 1-0.

## USC Holds Off Stanford

**STANFORD, Calif.** - Andre Heidari kicked a career-long 53-yard field goal with 2:30 remaining, J.R. Tavai forced a fumble to end the Cardinal's comeback bid and the 14th-ranked Trojans upended No. 13 Stanford in dramatic fashion again.

With Stanford threatening to tie or take the lead, Tavai came from Kevin Hogan's blindside to jar the ball loose. Scott Felix recovered at the Trojans' 26-yard-line with 19 seconds to play.

Javorius Allen ran for a career-high 154 yards, Nelson Agholor had a career-high nine receptions for 91 yards and Justin Davis ran for a short touchdown to help USC create just enough offense to win at Stanford Stadium for the first time since 2008.

The Trojans had gained 701 yards while running a conference-record 105 plays in a 52-13 win over Fresno State one week prior. But Stanford slowed down Cody Kessler and USC's up-tempo offense most of the game, holding the Trojans to 59 plays.

Stanford outgained USC 413 to 291 yards but couldn't overcome its own mistakes. The Cardinal committed two turnovers, eight penalties for 68 yards and Jordan Williamson missed two field goals.

The loss snapped Stanford's 17-game home winning streak, which was the longest active streak in the country.

Heidari had kicked a 47-yard field goal with 19 seconds to play in USC's 20-17 win in 2013 over the Cardinal in Los Angeles.

Hogan completed 22 of 30 passes for 285 yards and put the Cardinal in position to come back before Tavai sprinted from his blindside and forced the fumble to cap an emotional day on the USC sideline.

USC stuffed Stanford fullback Daniel Marx on fourth-and-1 from the 3-yard line, and Heidari finished off USC's next drive with a tying 35-yard field goal late in the third quarter.

Hogan had a 28-yard touchdown pass to Austin Hooper wiped away by a penalty in the fourth quarter. The Cardinal punted from USC's 32 instead of trying a long field goal.

Fullback Patrick Skov, brother of former standout middle linebacker Shayne Skov, bulldozed through the line from two yards out for the first touchdown of his career - and the only one Stanford scored - in the second quarter.





## #11/11 Stanford 45, UC Davis 0 August 30, 2014 • Stanford, Calif.

Score by Quarters	1	2	3	4	Score
UC Davis (0-1)	0	0	0	0	0
Stanford (1-0)	14	24	0	7	45

### Scoring Summary

Qtr	Time	Team - Scoring Play	Plays-Yards	TOP	Score
1st	12:07	STAN - Montgomery - 60 yd punt return (Williamson PAT)	--	--	UCD 0-STAN 7
	1:04	STAN - Hogan - 1 yd run (Williamson PAT)	12-67	6:55	UCD 0-STAN 14
2nd	9:10	STAN - Rector - 40 yd pass from Hogan (Williamson PAT)	1-40	0:09	UCD 0-STAN 21
	5:53	STAN - McCaffrey - 52 yd pass from Hogan (Williamson PAT)	2-54	0:53	UCD 0-STAN 28
	1:19	STAN - Montgomery - 44 yd pass from Hogan (Williamson PAT)	7-77	2:58	UCD 0-STAN 35
	0:00	STAN - Williamson - 32 yd field goal	3-20	0:25	UCD 0-STAN 38
4th	8:22	STAN - Hooper - 14 yd pass from Crower (Ukropina PAT)	1-14	0:06	UCD 0-STAN 45

Statistical Summary	UC Davis	Stanford
FIRST DOWNS	6	21
RUSHES-YARDS (NET)	27-61	32-149
PASSING YDS (NET)	54	312
Passes Att-Comp-Int	22-12-2	30-21-1
TOTAL OFFENSE PLAYS-YARDS	49-115	62-461
Fumble Returns-Yards	0-0	0-0
Punt Returns-Yards	0-0	5-134
Kickoff Returns-Yards	5-85	1-22
Interception Returns-Yards	1-20	2-0
Punts (Number-Avg)	11-41.3	4-36.8
Fumbles-Lost	1-1	4-2
Penalties-Yards	5-42	4-40
Possession Time	28:18	31:42
Third-Down Conversions	1 of 13	3 of 9
Fourth-Down Conversions	0 of 0	0 of 1
Red-Zone Scores-Chances	0-0	3-6
Sacks By: Number-Yards	2-14	4-28

**RUSHING:** UC Davis-Justin Williams 11-36; Colton Silveria 9-34; J. Jefferson 3-19; London Lacy 4-minus 28. Stanford-Sanders, B 7-43; Young, K 7-37; Wright, R 4-28; Ward, L 1-11; McCaffrey, C 1-10; Montgomery, T 1-8; Burns, R 3-8; Lloyd, D 1-4; Seale, R 3-2; Reihner, K 1-minus 1; Hogan, K 3-minus 1.

**PASSING:** UC Davis-London Lacy 12-22-2-54. Stanford-Hogan, K 12-16-1-204; Crower, E 8-13-0-95; Burns, R 1-1-0-13.

**RECEIVING:** UC Davis-Corey Galindo 3-15; Chris Martin 2-18; J. Jefferson 2-minus 2; Justin Williams 1-9; Mark Martindale 1-5; Zach Boman 1-5; T.J. King 1-4; Dalton Turay 1-0. Stanford-Montgomery, T 5-77; Hooper, A 4-63; Rector, M 2-44; Sanders, B 2-8; McCaffrey, C 1-52; Owusu, F 1-16; Cotton, E 1-15; Taboada, G 1-12; Pratt, J 1-8; Seale, R 1-7; Young, K 1-5; Trojan, J 1-5.

**INTERCEPTIONS:** UC Davis-K. Culbertson 1-20. Stanford-Kalambayi, P 1-0; Davis, N 1-0.

**FUMBLES:** UC Davis-Colton Silveria 1-1. Stanford-Burns, R 1-0; Ward, L 1-1; Young, K 1-0; Team 1-1.

**SACKS (UA-A):** UC Davis-Travon Brooks 0-1; Luke Wood 1-0; Jordan Hoyt 0-1. Stanford-Anderson, H 1-0; Hayes, A 1-0; Parry, D 1-0; Kaumatule, L 1-0.

**TACKLES (UA-A):** UC Davis-Charles Boyett 6-3; Patrick Wells 4-1; Darryl Graham 3-2; Steven Pitts 1-3; K. Culbertson 1-3; Travon Brooks 0-4; Artice Nelson 3-0; Joey Lagarbo 1-2; Ryan Dimino 1-2; Robert Taylor 2-0; Brady Stibi 2-0; Marques Barron 1-1; Isiah Olave 1-1; Zach Jones 1-1; Ryan Bua 1-1; Jordan Hoyt 0-2; Xavier Griggs 1-0; Luke Wood 1-0; Dane Turner 1-0; Russell Reeder 1-0; Brandon Weaver 1-0; T.J. King 0-1; Erik Holmer 0-1; Ryan Lefotu 0-1; Shamawn Wright 0-1; Amonai Itaaehau 0-1; Walter Earnest 0-1. Stanford-Tarpley, A J 0-6; Parry, D 2-2; Anderson, K 2-2; Martinez, B 1-3; Kaumatule, L 2-1; Palma, K 1-2; McCaffrey, C 1-2; Lloyd, D 2-0; Lyons, W 2-0; Richards, J 2-0; Anderson, H 1-1; Davis, N 1-1; Yules, S 1-1; Olugbode, K 1-1; Harris, R 1-1; Vaughters, J 0-2; Whitfield, K 0-2; Watkins, J 1-0; Rotto, T 1-0; Hoffpauir, Z 1-0; Hemschoot, J 1-0; Hooper, A 1-0; Pippens, R 1-0; Hayes, A 1-0; Flacco, J 1-0; Kalambayi, P 0-1; Shober, S 0-1; Cotton, E 0-1; Jones, C 0-1; Lueders, B 0-1.

## Stanford Routs UC Davis in Opener

**STANFORD, Calif.** - Ty Montgomery answered any questions about his health on his first touch, and Stanford's reconstructed defense looked just as rejuvenated in the season opener.

Montgomery returned his first career punt for a touchdown and caught five passes for 77 yards and another score, and No. 11 Stanford tuned up for a date with Southern California by routing UC Davis 45-0.

The All-American kick returner, who was cleared by doctors to play earlier in the week after offseason surgery on his right shoulder, set the tone. The Cardinal's do-it-all playmaker ran the first punt back 60 yards for a touchdown and lined up all over the field, including once as a wildcat quarterback.

Stanford led 38-0 at the half against the overmatched Aggies and rested most of its starters the final two quarters.

Kevin Hogan threw for 204 yards and three touchdowns to guide the two-time defending Pac-12 champions through a mostly smooth opener. He completed 12 of 16 passes and had one interception.

Stanford put together quick-strike touchdown drives of 6 seconds, 9 seconds, 53 seconds, 2:58 and 6:55.

The retooled defense held the Aggies to 115 total yards, forced three turnovers and sacked London Lacy four times to overwhelm the lower-tier Football Championship Subdivision team. UC Davis didn't cross midfield until the final play of the game.

The Cardinal's first shutout since beating Colorado 48-0 on Nov. 3, 2012, showed just how far they've come since losing 20-17 to UC Davis in 2005. And with South Carolina's loss to Texas A&M, Stanford owns the nation's longest active home winning streak at 17 games.

The Cardinal's overhauled offensive line — which features four new starters — had its share of struggles, including a false start, holding and clipping penalties in the first half. Hogan also was sacked once.

Barry Sanders ran for 43 yards on seven carries, and starter Kelsey Young had 37 yards on seven carries as Stanford tries to replace 1,700-yard rusher Tyler Gaffney this season. The Cardinal finished with 149 yards rushing.

Stanford's starters kept mistakes to a minimum in the opener, but UC Davis simply lacked the talent to contain the Cardinal or sustain drives. Lacy completed 12 of 22 passes for 54 yards and two interceptions, and the Aggies' top two running backs sat out with injuries.

Even still, Montgomery gave them the most trouble.

After Stanford stopped the Aggies on the game's opening possession, Montgomery fielded a punt near the middle of the field. He sliced right, cut back up field and shook off a tackle from punter Colby Wadman to complete the 60-yard score.

Montgomery also caught an inside screen from Hogan and raced 44 yards for another touchdown late in the first half. He added one rush for 8 yards out of the wildcat formation.

Hogan had touchdown passes of 40 yards to Michael Rector and 52 yards to freshman Christian McCaffrey — the son of former NFL receiver Ed McCaffrey — and scrambled for a 1-yard score. McCaffrey also returned three punts for 60 yards and had three tackles on special teams in his debut.

Jordan Williamson, who made 1 of 2 field goals, became Stanford's career scoring leader. He broke Eric Abrams' record of 289 points from 1992 to 1995.



## Henry Anderson

### Defensive End

6-6 • 287 • Fifth-Year Senior  
Atlanta, Ga. • Woodward

91

#### As a Fifth-Year Senior (2014)

- Bednarik Award watch list
- Nagurski Award watch list
- Outland Trophy watch list
- Rotary Lombardi Award watch list
- Phil Steele preseason All-Pac-12 first team
- Athlon Sports preseason All-Pac-12 first team
- Sporting News preseason All-Pac-12
- Two tackles, nine-yard sack vs. UC Davis
- Seven tackles (four solo, 1.0 tackle for loss) vs. USC
- Four tackles at Washington
- Eight tackles at Notre Dame
- 1.0 sack vs. Washington State
- Eight tackles (1.0 tackle for loss) at Arizona State

#### As a Senior (2013)

- Lott IMPACT Award watch list
- All-Pac-12 honorable mention
- Pac-12 All-Academic first team
- Sideline after knee injury suffered at Army

#### As a Junior (2012)

- All-Pac-12 second team
- Pac-12 All-Academic first team
- Capital One Academic All-District
- Started 14 games
- 11.5 of 13.0 tackles for loss and 4.5 of 5.5 sacks came after season's seventh game

#### As a Sophomore (2011)

- Played in all 13 games

#### As a Freshman (2010)

- Did not see action

#### The Anderson File

- Played football at Woodward (Ga.) under head coach Mark Miller
- Nation's 27th-best defensive end prospect by Rivals, 42nd by Scout
- 183 tackles and 20.5 sacks during prep career
- 2009 Atlanta Journal Constitution first team all-state
- Lettered in basketball and track and field
- Won state championship and broke school record in shot put
- Born in Atlanta, Ga.
- Full name is Henry Wyatt Anderson
- Son of Eric and Ellen Anderson
- One older brother, Ian, one younger sister, Eva
- Majoring in political science

### Career Statistics

TACKLES	g	ua	a	total	tfl	pd	ff	fr	blk
2011	10	1	5	6	0.0	0	0	1	0
2012	14	27	23	50	13.0	5	1	0	0
2013	8	8	11	19	4.0	0	0	0	0
2014	7	21	10	31	4.5	0	0	0	0
TOTAL	39	57	49	106	21.5	5	1	1	0

SACKS	g	ua	a	total	yards
2011	10	0	0	0.0	0
2012	14	5	1	5.5	26
2013	8	2	2	3.0	21
2014	7	2	0	2.0	20
TOTAL	39	9	3	10.5	67

## Student-Athlete Profiles



## Kevin Anderson

### Outside Linebacker

6-4 • 244 • Senior  
Palo Alto, Calif. • Palo Alto

48

#### As a Senior (2014)

- Four tackles vs. UC Davis
- First career start
- Eight tackles (1.0 tackle for loss) vs. USC
- Four tackles, one fumble recovery vs. Army
- Seven tackles (five solo, 0.5 sack, 1.5 tackles for loss) at Washington
- Four tackles, 2.0 sacks at Notre Dame
- Team-high 10 tackles (4.0 tackles for loss, 1.0 sack) at Arizona State

#### As a Junior (2013)

- 14 games played
- 26 tackles (6.5 for loss), 1.5 sacks, one interception
- Stanford's co-Defensive Player of the Game at Oregon State (Oct. 26)
- Three tackles at Army
- Three tackles at Washington State
- Two tackles (one for loss) and one pass breakup against UCLA
- Five tackles (three solo), 2.5 tackles for loss and 1.5 sacks for 15 yards at Oregon State
- Three tackles, 0.5 sack vs. Oregon
- Two tackles (1.0 for loss) vs. Notre Dame
- Two tackles vs. Arizona State in Pac-12 Championship Game
- Two tackles (1.0 for loss) vs. Michigan State in Rose Bowl
- 40-yard interception returned for touchdown

#### As a Sophomore (2012)

- 14 games played as pass-rushing outside linebacker and on special teams
- Two tackles vs. Duke and at Colorado
- First career tackle for loss, forced fumble and 19-yard sack at Colorado
- Solo sack at UCLA

#### As a Freshman (2011)

- Did not see action
- Recipient of Greg Piers Team Award for outstanding scout team contributions

#### The Anderson File


- Graduated from Palo Alto (Calif.) and played under head coach Earl Hansen
- Nation's 41st-best defensive end prospect by Scout
- Two varsity football letters
- 110 tackles (22 for loss) with 11.5 sacks as a senior
- 2010 first team all-state by ESPN and Scout
- Led Palo Alto to 2010 CIF Division I State Bowl title with 15-13 win over Centennial
- 2010 Santa Clara Valley Athletic League Lineman of the Year
- 2010 Palo Alto Daily News Defensive Player of the Year
- 2010 San Jose Mercury News All-Santa Clara County
- Lettered in track and field, throwing the shot put and discus
- Born at Stanford Hospital
- Full name is Kevin James Anderson
- Son of Peter and Anne Anderson
- Two brothers, Michael and Jack
  - Michael played football at Yale
- Majoring in civil and environmental engineering

### Career Statistics

TACKLES	g	ua	a	total	tfl	pd	ff	fr	blk
2012	14	4	2	6	2.0	1	1	0	0
2013	14	10	16	26	6.5	2	0	0	0
2014	7	23	14	37	8.5	0	0	1	0
TOTAL	35	37	32	69	17.0	3	1	1	0

SACKS	g	ua	a	total	yards
2012	14	2	0	2.0	25
2013	14	1	1	1.5	15
2014	7	3	1	3.5	14
TOTAL	35	6	2	7.0	54



## Devon Cajuste

### Wide Receiver

6-4 • 228 • Senior  
Seaford, N.Y. • Holy Cross

# 89

#### As a Senior (2014)

- Three catches for 44 yards vs. USC
- Four catches for 52 yards and three touchdowns vs. Army
- Four catches for 59 yards at Washington
- Five catches for 68 yards at Notre Dame
- Two catches for 20 yards vs. Washington State

#### As a Junior (2013)

- 13 games played
- 28 receptions for 642 yards and five touchdowns
- Single-season school record 22.9 yards/catch
- Three 100-yard outputs
- Stanford's Offensive Player of the Game at Washington State (Sept. 28)
- First career touchdown catch (40 yards) to open scoring against San Jose State
- Three catches for 62 yards against San Jose State
- Three catches for 67 yards against Arizona State
- First career 100-yard outing (115), four catches, two touchdowns at Washington State
  - 57- and 33-yard touchdown catches
- Two catches for seven yards vs. Washington
- Two catches for 17 yards and one touchdown at Utah
- Season-high seven catches for 109 yards vs. UCLA, including 34-yard reception
- One catch for 19 yards at USC
- Three catches for 75 yards and one touchdown vs. Notre Dame
- Two catches for season-high 120 yards at Arizona State in Pac-12 Championship Game
  - 78-yard reception
- One catch for 51 yards vs. Michigan State in Rose Bowl

#### As a Sophomore (2012)

- Played in eight games
- One catch for seven yards at Colorado

#### As a Freshman (2011)

- Did not see action

#### The Cajuste File

- Graduated from Holy Cross (N.Y.) and played for head coach Tom Pugh
- Earned three varsity letters
- SuperPrep All-Northeast Region
- New York's fourth-best overall player by Scout
- Nation's 36th-best tight end prospect by Scout
- Led league in receptions (47), yards (864) and touchdowns (9) as a senior
- Third in league with 1,139 all-purpose yards
- All-state, all-league, all-city, all-New York Post and all-Daily News
- All-Queens Offensive Player of the Year by the
- New York Post All-Queens Offensive Player of the Year
- Daily News All-Queens Offensive Player of the Year
- 40 catches for 921 yards and seven touchdowns as a junior
- All-state, all-city and all-league honors as a junior
- Invited to five postseason polls after season season
- Lettered in basketball and track and field
- Born in Syosset, N.Y.
- Full name is Devon Gregory Cajuste
- Son of Gregory and Andrea Cajuste
- Stepson of Carolann Cajuste
- Two sisters, Olivia and Chole Ann, and one brother, Jon-Gregory
- Enjoys music, swimming and golf
- Plays trumpet, piano and guitar
- Majoring in computer science

#### Career Statistics

RECEIVING	g	rec	yards	td	long	rec/g	avg/c	avg/g
2012	8	1	7	0	7	0.1	7.0	0.9
2013	13	28	642	5	78	2.2	22.9	49.4
2014	5	18	243	3	23	3.6	13.5	48.6
TOTAL	26	47	892	8	78	1.8	19.0	34.3



## Alex Carter

### Cornerback

6-0 • 202 • Junior  
Ashburn, Va. • Briar Woods

# 25

#### As a Junior (2014)

- Bednarik Award watch list
- Nagurski Award watch list
- Athlon Sports preseason All-Pac-12 first team
- Sporting News preseason All-Pac-12
- One pass breakup vs. UC Davis
- Five solo tackles vs. USC
- Four tackles, one forced fumble vs. Army
- Five solo tackles, one pass breakup at Washington
- Three tackles at Notre Dame
- Four tackles, one pass breakup vs. Washington State

#### As a Sophomore (2013)

- All-Pac-12 honorable mention
- Phil Steele preseason All-Pac-12 second team
- Athlon Sports preseason All-Pac-12 third team
- Stanford's Defensive Player of the Game vs. Washington (Oct. 5)
- 13 starts at cornerback in as many games played
- 59 tackles (39 solo), 2.0 tackles for loss, one interception
- Team-high seven pass breakups
- Seven tackles (five solo) against San Jose State
- Three tackles (one for loss) and first career interception vs. Arizona State
- Team-high eight tackles (seven solo) against Washington State
- Six tackles against Washington
- Six tackles vs. UCLA
- Six tackles (five solo) vs. Oregon
- Seven tackles, one pass breakup at USC
- Three tackles, two pass breakups vs. Notre Dame
- Three solo tackles at Arizona State in Pac-12 Championship Game
- Two tackles, two pass breakups vs. Michigan State in Rose Bowl

#### As a Freshman (2012)

- All-Pac-12 honorable mention
- 14 games played with starts in last eight contests at cornerback
- Led Stanford with three forced fumbles
- 46 tackles, 34 solo stops and three tackles for loss
- Five kickoff returns for 110 yards
- Season-long 30-yard kickoff return at Washington
- Four solo tackles, first career tackle for loss and first career forced fumble at Notre Dame
- Four solo tackles in first career start at Cal
- Six tackles in overtime win vs. Arizona
- Pass breakup for third-down stop vs. UCLA to help seal Pac-12 Championship win
- Season-high seven tackles (three solo) in Rose Bowl win over Wisconsin

#### The Carter File


- Graduated from Briar Woods (Va.) and played under head coach Charlie Pierce
- Four-star recruit by ESPN, Rivals and Scout
- Virginia's 2011 Gatorade State Player of the Year
- Lettered in track and field
- Born in Fairfax, Va.
- Full name is Alexander Rhys Carter
- Son of Tom and Renee Carter
- Three younger sisters: Madison, Peyton and Cameron (deceased)
- Majoring in psychology

#### Career Statistics

TACKLES	g	ua	a	total	tfl	pd	ff	fr	blk
2012	14	34	12	46	3.0	1	3	0	0
2013	13	39	20	59	2.0	8	1	0	0
2014	7	19	3	22	0.0	3	1	0	0
TOTAL	34	92	35	127	5.0	12	5	0	0

INTERCEPTIONS	g	no.	yards	td	long	avg/r	avg/g
2012	14	0	0	0	0	0.0	0.0
2013	13	1	0	0	0	0.0	0.0
2014	7	0	0	0	0	0.0	0.0
TOTAL	34	1	0	0	0	0.0	0.0



### Kevin Hogan

Quarterback

6-4 • 225 • Senior

McLean, Va. • Gonzaga (D.C.)

8

#### As a Senior (2014)

- Team captain
- Maxwell Award watch list
- Manning Award watch list
- Davey O'Brien Award watch list
- Johnny Unitas Golden Arm Award watch list
- 20-6 overall as starting quarterback
  - 10-4 vs. opponents ranked in AP top 25 (2012-active)
  - Began career with 10 wins in as many starts
- 12 of 16 passing for 204 yards and three touchdowns, one rushing touchdown vs. UC Davis
- 22 of 30 passing for 285 yards, 24 yards rushing vs. USC
- 20 of 28 passing for 216 yards and four touchdowns, 11 yards rushing vs. Army
- 17 of 26 passing for 178 yards, 53 yards rushing at Washington
  - Game-winning five-yard rush in fourth quarter
  - 14 rushing attempts were most since 2007 by Stanford quarterback
- 18 of 36 passing for 158 yards at Notre Dame
  - 10-yard rushing touchdown
- 23 of 35 passing for 284 yards and three touchdowns without an interception vs. Washington State
- 19 of 39 passing for 212 yards at Arizona State
  - Career-long 31-yard rush

#### As a Junior (2013)

- Maxwell Award watch list
- Davey O'Brien Award watch list
- Phil Steele preseason All-Pac-12 third team
- Lindy's preseason All-Pac-12 third team
- ESPN.com's preseason 17th-best Pac-12 player
- 180 of 295 passing for 2,630 yards, 20 touchdowns and 10 interceptions
- 84 rushes for 355 yards (third most in single season by a Stanford quarterback) and two touchdowns
- 213.2 total offensive yards/game
- 17 of 27 passing for 207 yards and two touchdowns against San Jose State
  - 40-yard touchdown pass to Cajuste
- 11 of 18 passing for 188 yards and three touchdowns at Army
- 11 of 17 passing for 151 yards and two touchdowns vs. Arizona State
  - 37 rushing yards on five carries
  - Sealed win with 27-yard fourth-quarter scramble
- 16 of 25 passing for 286 yards and three touchdowns against Washington State
  - Passing yards and touchdowns were both career highs
  - Six rushes for 34 yards
- 12 of 20 passing for 105 yards, 39-yard touchdown throw vs. Washington
- 15 of 27 passing for 246 yards and one touchdown at Utah
  - 34-yard completion to Montgomery on first play from scrimmage
  - 45-yard completion to Montgomery, 39-yard completion to Rector
- 18 of 25 passing for 227 yards and one touchdown vs. UCLA
  - 33 rushing yards on five carries
  - 30-yard third-quarter touchdown pass to Whitfield
- 8 of 18 passing for 88 yards at Oregon State
  - 37-yard completion to Montgomery
- 7 of 13 passing for 103 yards vs. Oregon
  - 47-yard completion to Rector
- 14 of 25 passing for 127 yards, 18 rushing yards at USC
- 17 of 26 passing for 329 yards and five touchdowns vs. Cal
  - Second-most single-game touchdown passes in program history
  - Eighth player – and first since 1999 – with five touchdown passes
  - Eclipsed previous career high with 295 yards in first half
  - Touchdown passes of 50, 12, 72, 45 and nine yards
  - 72-yard touchdown completion to Montgomery
- 12 of 18 passing for 158 yards and one touchdown vs. Notre Dame
- 12 of 18 passing for 277 yards and one touchdown at Arizona State in Pac-12 Championship Game
  - 24 yards rushing
  - 78-yard completion to Cajuste in fourth quarter
  - 102 passing yards during 99-yard second-half scoring drive
- 10 of 18 passing for 143 yards vs. Michigan State in Rose Bowl
  - Eight rushes for 41 yards
  - 51-yard completion to Cajuste

#### As a Sophomore (2012)

- Pac-12 Football Championship Game MVP
- All-Pac-12 honorable mention
- First-year starting quarterback was emerging offensive story for second half of season
- Started and won five games
- Led Stanford to 20-14 Rose Bowl victory
- Won four straight games against as many ranked opponents to end regular season
- Joined Josh Nunes as 2012 Stanford quarterbacks to begin career 3-0
- 1,096 passing yards, 109 of 152 passing (71.7 pct.), nine touchdowns, three interceptions
- Team's second-leading rusher with 263 yards and two touchdowns
- 54 yards on seven carries and 12 of 19 passes for 123 yards against Wisconsin
- 155 passing yards, 47 rushing yards, one touchdown in Pac-12 title game
- Tied Pac-12 title game vs. UCLA with 26-yards touchdown to Terrell on third-and-15
- 160 passing yards and one touchdown on 15 of 22 passing at UCLA
- 211 passing yards and one touchdown in overtime win at Oregon
- 37 rushing yards including diving one-yard touchdown on eight carries at Oregon
- First career start vs. Oregon State resulted in 27-23 comeback win
- First Stanford quarterback to make starting debut against ranked opponent since 2007 (Tavita Pritchard led Stanford to 24-23 win at No. 2/1 USC in 2007)
- 22 of 29 passing for 254 yards, three touchdowns, two interceptions vs. Oregon State
- Rallied Stanford from 24-13 deficit vs. Oregon State with two touchdown passes (40 yards to Stepfan Taylor and 13 yards to Zach Ertz)
- Handed offensive reins beginning with third offensive series at Colorado
- Led Stanford to six consecutive scoring drives - including five touchdowns - at Colorado
- 184 yards on 18 of 23 passing with two touchdowns at Colorado
- Rushed for team-high 48 yards at Colorado, including 27-yard scramble
- First career pass attempt was nine-yard touchdown to Levine Toilolo at Cal
- Season debut was read-option carry for five yards at Washington
- Recipient of Stanford's Outstanding (Redshirt) Freshman Award

#### As a Freshman (2011)

- Did not see action

#### The Hogan File

- Graduated from Gonzaga (D.C.) and played for head coach Aaron Brady
- Earned three varsity football letters
- SuperPrep All-America and top high school player in Washington, D.C.
- Nation's 13th-best overall quarterback by Scout, 15th best pro-style QB by Rivals
- 1,820 passing yards for 14 touchdowns, 366 rushing yards, six touchdowns as a senior
- 4,762 passing yards and 37 touchdowns during prep career
- Two-time first team all-Washington Catholic Athletic Conference
- 2010 D.C. Player of the Year
- First team all-Met
- DCsportsFan.com Offensive Player of the Year
- Fairfax County Football Hall of Fame Private School High School Player of the Year
- Selected to play in Chesapeake Bowl and USA Bowl
- Named to USA U-19 National Team
- Lettered in basketball
- Born in McLean, Va.
- Full name is Kevin Michael Hogan
- Son of Jerry and Donna Hogan
- Older brother, Brian, and older sister, Kelly
- Grandfather, James M. O'Brien, played football at Navy
- Uncles, Coley O'Brien and Ivan Brown, played football at Notre Dame
- Cousin, Sean O'Brien, played football at Arizona
- Enjoys reading and traveling
- Majoring in science, technology and society (information technology, media and society)

#### Career Statistics

PASSING	g	cmp-att-int	yards	td	long	pct	avg/p	avg/g	effic
2012	10	109-152-3	1096	9	43	71.7	7.2	109.6	147.9
2013	14	180-295-10	2630	20	78	61.0	8.9	187.9	151.5
2014	7	131-210-4	1537	11	52	62.4	7.3	219.6	137.3
TOTAL	31	420-657-17	5263	40	78	63.9	8.0	169.8	146.1

RUSHING	g	att	yards	td	long	avg/c	avg/g
2012	10	55	263	2	27	4.8	26.3
2013	14	84	355	2	29	4.2	25.4
2014	7	49	84	3	31	1.7	12.0
TOTAL	31	188	702	7	31	3.7	22.6





## Wayne Lyons

### Cornerback

6-1 • 196 • Senior  
Ft. Lauderdale, Fla. • Dillard

2

#### As a Senior (2014)

- Lott IMPACT Award watch list
- Phil Steele preseason All-Pac-12 third team
- Two tackles, forced fumble and one pass breakup vs. UC Davis
- Six tackles (four solo), one forced fumble, two pass breakups vs. Army
- One pass breakup at Washington
- Five tackles at Notre Dame

#### As a Junior (2013)

- 14 games played at cornerback
- Fifth on team with 69 tackles (41 solo)
- 4.5 tackles for loss, two forced fumbles, two interceptions, two pass breakups
- Seven tackles (1.0 for loss), one pass breakup vs. San Jose State
- Five solo tackles (2.0 for loss) at Army
- Nine tackles (six solo) vs. Arizona State
- Eight tackles at Utah
- Five solo tackles and forced fumble at Washington State
- Five tackles vs. Oregon
- Six tackles (four solo), 0.5 tackle for loss at USC
- Four tackles, forced fumble vs. Cal
- Three tackles, one pass breakup and two fourth-quarter interceptions vs. Notre Dame
- Three tackles vs. Arizona State in Pac-12 Championship Game
- Five tackles vs. Michigan State in Rose Bowl

#### As a Sophomore (2012)

- 14 games played with one start at cornerback
- First career interception in red zone during fourth quarter at Cal

#### As a Freshman (2011)

- Two games played, three tackles
- Missed bulk of season with broken foot suffered against San Jose State

#### The Lyons File

- Graduated from Dillard (Fla.) while playing under head coach Manny Martin
- Four-star recruit by Rivals and Scout
- 2010 PrepStar All-American, 81st on PrepStar's Top 150 Dream Team
- Florida's sixth-best safety prospect and nation's 107th overall by Rivals
- Nation's eighth-best safety by Scout, 10th-best overall prospect by Sporting News
- 45 tackles (nine for loss), two sacks and two forced fumbles as injury-plagued senior
- 87 tackles and two interceptions as a junior, team-high 95 tackles as a sophomore
- U.S. Army's Felix "Doc" Blanchard Award honoree
- Class valedictorian and completed 43 college credits at Broward College
- Carried highest grade-point average among males as a sophomore, junior and senior
- Class president as sophomore, junior and senior
- National Football Foundation Brian Piccolo Award
- Born in Fort Lauderdale, Fla.
- Full name is Wayne Lyons II
- Son of Wayne Lyons and Gwendolyn Bush
  - Father played football for Alabama A&M (1977-81)
- One sister, Danielle
- Majoring in architectural design

#### Career Statistics

TACKLES	g	ua	a	total	tfl	pd	ff	fr	blk
2011	2	1	3	4	0.0	1	0	0	0
2012	14	20	5	25	0.0	1	0	0	0
2013	14	41	28	69	4.5	4	2	0	0
2014	7	8	7	15	0.0	3	1	0	0
TOTAL	37	70	43	113	4.5	9	3	0	0

INTERCEPTIONS	G	No.	Yds	TD	Lg	Avg/R	Avg/G
2011	2	0	0	0	0	0.0	0.0
2012	14	1	2	0	2	2.0	0.1
2013	14	2	0	0	0	0.0	0.0
2014	7	0	0	0	0	0.0	0.0
TOTAL	37	3	2	0	2	0.7	0.1



## Blake Martinez

### Inside Linebacker

6-2 • 247 • Junior  
Tucson, Ariz. • Canyon del Oro

4

#### As a Junior (2014)

- Four tackles vs. UC Davis
  - First career start
- 10 tackles vs. USC
- 10 tackles vs. Army
- Seven tackles at Washington
- Seven tackles at Notre Dame
- Eight tackles, one interception vs. Washington State
- Nine tackles (2.0 tackles for loss, 1.0 sack), forced fumble at Arizona State

#### As a Sophomore (2013)

- Pac-12 All-Academic honorable mention
- 10 games played
- 11 tackles (seven solo)
- Six tackles, forced fumble and first career interception vs. Cal
- Five solo tackles at Arizona State in Pac-12 Championship Game

#### As a Freshman (2012)

- 14 games played
- First career tackle and quarterback hurry against Duke
- Solo tackle at Colorado
- Solo tackle at Rose Bowl against Wisconsin
- Recipient of Stanford's Greg Piers Service Team Award on defense

#### The Martinez File

- Played for head coach Dustin Peace at Canyon del Oro (Ariz.)
  - Attended Mountain View (2008-09) and Santa Rita (2009)
  - Tight end, running back and linebacker
- PrepStar All-West Region
- Two-time Southern Arizona Defensive Player of the Year
- Canyon del Oro career record holder with 247 tackles
- 1,100 yards total offensive yards as a senior
- Lettered in volleyball and basketball
- Born in Tucson, Ariz.
- Full name is Blake Edmon Martinez
- Son of Marc and Carrisa Martinez
- Three siblings: Hailley, Madison and Logan
- Majoring in management science and engineering

#### Career Statistics

TACKLES	g	ua	a	total	tfl	pd	ff	fr	blk
2012	14	2	1	3	0.0	0	0	0	0
2013	10	7	4	11	0.0	1	1	0	0
2014	7	27	28	55	2.5	3	2	0	0
TOTAL	31	36	33	69	2.5	4	3	0	0

INTERCEPTIONS	G	No.	Yds	TD	Lg	Avg/R	Avg/G
2012	14	0	0	0	0	0.0	0.0
2013	10	1	0	0	0	0.0	0.0
2014	7	1	0	0	0	0.0	0.0
TOTAL	31	2	0	0	0	0.0	0.0



## Ty Montgomery

Wide Receiver

6-2 • 220 • Senior

Dallas, Texas • St. Mark's

7

### As a Senior (2014)

- Maxwell Award watch list
- Hornung Award watch list
- Biletnikoff Award watch list
- Phil Steele preseason All-Purpose Player of the Year
- Phil Steele preseason All-America first team at kick returner
- Athlon preseason All-America first team at specialist
- Phil Steele preseason All-Pac-12 first team at wide receiver
- Phil Steele preseason All-Pac-12 first team at kick returner
- Athlon preseason All-Pac-12 first team at specialist
- Athlon preseason All-Pac-12 second team at wide receiver
- Sporting News preseason All-Pac-12
- 159 all-purpose yards vs. UC Davis
  - Two punt returns for 74 yards (37.0 yards/return) [school record]
  - 60-yard touchdown on first career punt return and first touch on the season
  - Five catches for 77 yards and one touchdown
  - First player with receiving and punt return scores in same game since 2012 vs. Duke
- 205 all-purpose yards vs. USC
  - Nine catches for 83 yards
  - Three kickoff returns for 69 yards
  - Became Stanford's leader in career kickoff return yards (2,133)
  - Broke record of 2,132 held by Chris Owusu (2008-11)
  - One punt return for 44 yards
- 104 all-purpose yards vs. Army
  - Eight catches for 86 yards and one touchdown
  - Two rushes for seven yards and one touchdown
  - Second time with rushing and receiving scores in same game in five-game span
- 149 all-purpose yards at Washington
  - Two kickoff returns for 80 yards, including 62-yarder to open contest
- 68 all-purpose yards at Notre Dame
  - One kickoff return for 42 yards, five rushes for 14 yards, four catches for 12 yards
- 206 all-purpose yards vs. Washington State
  - Seven catches for 72 yards, three kickoff returns for 71 yards, three punt returns for 63 yards
- 125 all-purpose yards at Arizona State
  - Six catches for 82 yards, three kickoff returns for 57 yards

### As a Junior (2013)

- Second nationally with 30.3 kickoff return yards/game
- Second nationally with two kickoff returns for touchdowns
- Ninth nationally with 157.7 all-purpose yards/game
- 22nd nationally with 10 touchdown receptions
- 61 catches for 958 yards (15.7 yards/catch)
- 36 kickoff returns for 1,091 yards
- Program's second player with more than 1,000 kickoff return yards in single season
- 13 rushes for 159 yards
- 2,208 all-purpose yards (third-best single-season total in program history)
- 11 games with 100+ all-purpose yards
- 14 games played
- Consensus All-American
- Walter Camp All-America first team (kick returner)
- AFCA All-America first team (kick returner)
- FWAA All-America first team (kick returner)
- Sporting News All-America first team (kick returner)
- Associated Press All-America second team (all-purpose)
- USA Today All-America first team (kick returner)
- All-Pac-12 first team (kick returner)
- All-Pac-12 second team (wide receiver)
- Biletnikoff Award watch list
- Maxwell Award watch list
- Pac-12 Special Teams Player of the Week (Oct. 7)
- Game-high 81 receiving yards on four catches vs. San Jose State
  - 42-yard catch and 17-yard touchdown
  - 36-yard kickoff return as part of 121 all-purpose yards
- 255 all-purpose yards at Army (130 receiving, 30 rushing, 73 kickoff return)
  - Six catches for 130 yards and 46-yard touchdown catch
- Four catches for 62 yards and two scores vs. Arizona State
- Six catches for 54 yards against Washington State
- 290 all-purpose yards (35 rushing, 56 receiving, 204 kickoff return) vs. Washington
  - School-record 204 kickoff return yards

- 125 all-purpose yards on first two touches (99-yard return, 26-yard rush)
- 68-yard kickoff return in third quarter
- 39-yard receiving touchdown
- First player with receiving and kickoff return touchdown in same game since 2009
- 296 all-purpose yards (5 rushing, 131 receiving, 160 kickoff return) at Utah
  - 134 all-purpose yards on first two touches (100-yard return, 34-yard reception)
  - Tied school-record with 100-yard kickoff return for touchdown in first quarter
  - Career-high eight catches and 131 receiving yards
- Five catches for 50 yards, 37 kickoff return yards vs. UCLA
- Three catches for 55 yards at Oregon State
  - 114 all-purpose yards
  - 37-yard reception during second-quarter scoring drive
  - One rush for nine yards
  - Three kickoff returns for 50 yards
- 91 all-purpose yards vs. Oregon
  - 14 rushing, 20 receiving, 57 kickoff return
- 108 all-purpose yards at USC
  - 14 rushing, 23 receiving, 71 kickoff return
- 191 all-purpose yards and five touchdowns vs. Cal
  - 160 yards receiving and four touchdowns on five catches
  - 31 yards rushing and one touchdown on two carries
  - Tied single-game school records for points (30) and touchdowns (5)
  - Most points and touchdowns scored by Pac-12 player in 2013
  - First four touches resulted in scores
- Three catches for 46 yards, 127 kickoff return yards vs. Notre Dame
- Five catches for 69 yards at Arizona State in Pac-12 Championship Game
  - 22-yard rushing touchdown, 24-yard receiving touchdown
  - 150 all-purpose yards (69 receiving, 22 rushing, 59 kickoff return)
- Three catches (21 yards), four kickoff returns (94 yards) vs. Michigan State in Rose Bowl
  - 115 all-purpose yards

### As a Sophomore (2012)

- All-Pac-12 honorable mention
- Hornung Award watch list
- 26 catches for 213 yards
- 450 all-purpose yards through first five games
- 26.6 yards/kickoff return
- Season-best 155 all-purpose yards against Arizona
- Season-high six catches for 39 yards, pair of kickoff returns for 66 yards at Washington

### As a Freshman (2011)

- Contributed at wide receiver and as primary kickoff returner
- 13 games played with starts in last four contests
- 24 catches for 350 yards (14.6 yards/catch) and two touchdowns
- 27 kickoff returns, 25.2 yards per return (680 total)
- 96-yard return for touchdown on final play at Washington State
- Two receptions for 13 yards through first seven games
- 22 receptions for 329 yards over the last six games
- Five receptions for 87 yards, including 62-yard reception, against USC
- Six receptions for 77 yards, including first career touchdown, against Notre Dame
- Seven catches (120 yards), one touchdown vs. Oklahoma State in Fiesta Bowl

### The Montgomery File

- Graduated from St. Mark's (Texas) and played for head coach M. Bart Epperson
- 118 career catches and 36 touchdowns during varsity career
- Lettered in baseball and lacrosse
- Born in Jackson, Miss.
- Full name is Ty Anthony Montgomery II
- Son of Ty Montgomery and Lisa Frazier
- One brother, Brandon, and one sister, Addison
- Majoring in political science

### Career Statistics

RECEIVING	g	rec	yards	td	long	rec/g	avg/c	avg/g
2011	13	24	350	2	62	1.8	14.6	26.9
2012	11	26	213	0	32	2.4	8.2	19.4
2013	14	61	958	10	72	4.4	15.7	68.4
2014	7	43	441	3	44	6.1	10.3	63.0
TOTAL	45	154	1962	15	72	3.4	12.7	43.6

ALL PURPOSE	g	rush	rcv	pr	kr	ir	total	avg/g
2011	13	42	350	0	680	0	1072	82.5
2012	11	-11	213	0	293	0	495	45.0
2013	14	159	958	0	1091	0	2208	157.7
2014	7	76	441	180	319	0	1016	145.1
TOTAL	45	266	1962	180	2383	0	4791	106.5



## Andrus Peat

### Offensive Tackle

6-7 • 316 • Junior  
Chandler, Ariz. • Corona del Sol

70

#### As a Junior (2014)

- Outland Trophy watch list
- Rotary Lombardi Award watch list
- Athlon preseason All-America first team
- Phil Steele preseason All-America second team
- Athlon preseason All-Pac-12 first team
- Phil Steele preseason All-Pac-12 first team
- Sporting News preseason All-Pac-12

#### As a Sophomore (2013)

- SI.com All-America honorable mention
- Athlon Sports All-Pac-12 first team
- All-Pac-12 second team
- Phil Steele All-Pac-12 second team
- Stanford's Most Outstanding Sophomore (Deswarte-Ellar Award)
- One of nation's top left tackles
- 14 games played
- 14 starts at left tackle
- Part of one of nation's top offensive lines
  - 22nd in rushing offense (207.4 yards/game)
  - 11th in sacks allowed (1.14/game)
  - Seventh in tackles for loss allowed (4.14/game)

#### As a Freshman (2012)

- One of three freshmen offensive linemen to see action, joining Joshua Garnett and Kyle Murphy
- 13 games played
- Missed Colorado game with hand injury
- Rotated throughout season at left tackle
- Averaged 20 snaps/game
- Played every snap of final three quarters vs. Washington State

#### The Peat File

- Played for head coach Tom Joseph at Corona del Sol (Ariz.)
- Five-star prospect by Rivals
- USA Today, Parade, SuperPrep and PrepStar All-America
- Nation's top recruit by Sporting News
- Nation's eighth-best overall prospect by MaxPrep, ninth by ESPN
- Nation's 32nd-best overall recruit and sixth-best offensive tackle by Rivals
- Arizona's top prospect by Rivals and Scout
- Frank Kush Offensive Lineman of the Year
- Selected to play in the Under Armour All-American and U.S. Army All-American games
- Lettered in basketball
- Led school to Division 1 state championship as a senior
- Born in Mesa, Ariz.
- Full name is Andrus Jamerson Peat
- Son of Todd and Jana Peat
  - Father played six seasons in the NFL
  - Father played for the St. Louis/Phoenix Cardinals (1987-89) and Los Angeles Raiders (1990, 1992-93)
- Six siblings: Todd Jr., Cassius, Leilani, Maya, Keona and Koa
  - Brother, Todd, played football at Nebraska
- Majoring in psychology



## Ben Rhyne

### Punter

6-2 • 203 • Fifth-Year Senior  
Charlotte, N.C. • Charlotte Country Day

14

#### As a Fifth-year Senior (2014)

- Phil Steele preseason All-Pac-12 third team
- Athlon preseason All-Pac-12 fourth team
- Four punts (36.8 yards/punt) vs. UC Davis
- Four punts (42.8 yards/punt), including 51-yarder, vs. Army
  - Four inside 20-yard line
- Five punts (42.0 yards/punt) at Washington
- Seven punts (38.7 yards/punt) at Notre Dame
- Four punts (35.8 yards/punt) vs. Washington State
- Seven punts (40.9 yards/punt), including 52-yarder, at Arizona State

#### As a Senior (2013)

- Pac-12 Football Scholar-Athlete of the Year
- All-Pac-12 honorable mention
- Pac-12 All-Academic first team
- Ray Guy Award candidate
- 14 games played, 52 punts (42.9 yards/punt)
- 12 punts over 50 yards, 15 punts inside 20-yard line
- Season-long 60-yard punt vs. Michigan State in Rose Bowl
- Starting punter in season opener against San Jose State, did not attempt single punt
  - First game without Stanford punting since Sept. 17, 1994 (224-game span)
- Two punts (48.5 yards/punt) at Army
  - First-quarter punt at Army was first by Stanford since 2013 Rose Bowl (span of 78:04)

#### As a Junior (2012)

- Called into punting and holding duties for two games
- First career punt (42-yarder in third quarter) at UCLA
- 39.0-yard average on three punts and one tackle at UCLA
- Six punts (42.2 yards/punt) in Pac-12 title game with 56-yard touchback

#### As a Sophomore (2011)

- Five games played, 59.8 yards/kickoff (18 kickoffs) with one touchback
- Handled kickoff duties for final three games of regular season

#### As a Freshman (2010)


- Did not see action

#### The Rhyne File

- Graduated from Charlotte Country Day (N.C.) and played for head coach Bob Witman
- NCISAA all-state punter
- CISAA all-conference
- 13 of 16 on field goals, 50 of 51 point after attempts, 40.0 yards/punt as a senior
- School record holder for single-season field goals made (13), best field goal pct. (81.3)
- School record holder for most single-season punting yards (1,885)
- Lettered in swimming and lacrosse
- Rensselaer Polytechnic Institute Award (school's top math and science student)
- Cum Laude Society
- Born in Charlotte, N.C.
- Full name is Benjamin Greer Rhyne
- Son of Al and June Rhyne
  - Father played football at Davidson (1976-79)
- One older brother, Bo, two younger sisters, Haley and Anna
- Grandfather played football at North Carolina (1952-55)
- Majoring in biomechanical engineering

### Career Statistics

PUNTING	g	no.	yards	long	avg
2011	5	0	0	0	0.0
2012	2	9	370	56	41.1
2013	14	52	2230	60	42.9
2014	7	33	1282	52	38.8
TOTAL	28	94	3882	60	41.3

**Jordan Richards****Strong Safety**5-11 • 210 • Senior  
Folsom, Calif. • Folsom

8

**As a Senior (2014)**

- Team captain
- Lott IMPACT Trophy watch list
- Bednarik Award watch list
- Nagurski Award watch list
- Jim Thorpe Award watch list
- Phil Steele preseason All-America second team
- Athlon preseason All-America fourth team
- Athlon preseason All-Pac-12 first team
- Phil Steele preseason All-Pac-12 first team
- Sporting News preseason All-Pac-12
- Two tackles vs. UC Davis
- 10 tackles (1.0 tackle for loss), one forced fumble vs. USC
- Six tackles vs. Army
- Three tackles, one forced fumble at Washington
- Seven tackles (1.5 tackles for loss), one interception at Notre Dame
- Seven tackles (five solo) vs. Washington State
- Eight tackles (seven solo) at Arizona State

**As a Junior (2013)**

- Capital One Academic All-America second team
- All-Pac-12 honorable mention, Pac-12 All-Academic first team
- Phil Steele All-Pac-12 second team
- Jim Thorpe Award watch list
- 14 games played
- 69 tackles (40 solo), 4.0 tackles for loss, three interceptions, three pass breakups
- Three tackles, 30-yard interception return for touchdown against Washington State
- Eight tackles at Utah
- 10 tackles (five solo), two interceptions for 25 yards, one pass breakup vs. UCLA
- Six tackles (five solo) at Oregon State
- Two tackles at Arizona State in Pac-12 Championship Game
- Five tackles vs. Michigan State in Rose Bowl

**As a Sophomore (2012)**

- SI.com Midseason All-America second team
- All-Pac-12 honorable mention
- Pac-12 All-Academic first team
- 68 tackles, team-high 15 passes defended, three interceptions

**As a Freshman (2011)**

- Appeared in all 13 games with three starts
- Season-high nine tackles against Washington
- Eight tackles in first career start at USC

**The Richards File**

- Graduated from Folsom (Calif.) and played for head coach Kris Richardson
- Lettered in basketball
- Born in Sacramento, Calif.
- Full name is Jordan Hugh Richards
- Son of Terrence and Sharon Richards
  - Father played football at Tufts (1975-79)
- One sister, Ashley
- Majoring in public policy

**Career Statistics**

TACKLES	g	ua	a	total	tfl	pd	ff	fr	blk
2011	13	14	16	30	0.0	1	0	0	0
2012	14	46	23	69	7.0	15	1	0	0
2013	14	40	29	69	4.0	6	1	0	0
2014	7	32	11	43	2.5	2	2	0	0
TOTAL	48	132	79	211	13.5	24	4	0	0

INTERCEPTIONS	G	No.	Yds	TD	Lg	Avg/R	Avg/G
2011	13	0	0	0	0	0.0	0.0
2012	14	3	12	0	8	4.0	0.9
2013	14	3	55	1	30	18.3	3.9
2014	7	1	0	0	0	0.0	0.0
TOTAL	48	7	67	1	30	9.6	1.4

**A.J. Tarpley****Inside Linebacker**6-2 • 238 • Fifth-Year Senior  
Plymouth, Minn. • Wayzata

17

**As a Fifth-year Senior (2014)**

- Team captain
- Bednarik Award watch list
- Nagurski Award watch list
- Rotary Lombardi Award watch list
- Butkus Award watch list
- Phil Steele preseason All-America third team
- Phil Steele preseason All-Pac-12 first team
- Athlon preseason All-Pac-12 second team
- Team-high six tackles vs. UC Davis
- Six tackles vs. UC Davis
- Eight tackles (including 10-yard sack) vs. USC
- Five tackles, one interception vs. Army
- Five tackles at Washington
- Team-high nine tackles at Notre Dame
- Eight tackles (seven solo), including 1.0 sack and 2.0 tackles for loss vs. Washington State
- Eight tackles (six solo) at Arizona State

**As a Senior (2013)**

- All-Pac-12 honorable mention
- Preseason All-Pac-12 third team by Phil Steele
- Phil Steele All-Pac-12 third team
- 14 games played
- Second on team with 93 tackles (52 solo)

**As a Junior (2012)**

- Most underrated Stanford defender
- Played in all 14 games, starting the opener and final 10 games at inside linebacker
- 66 tackles (40 solo) including seven tackles for loss and two sacks
- One interception and five pass breakups
- Game-high nine tackles (six solo) in Rose Bowl win over Wisconsin

**As a Sophomore (2011)**

- Appeared in all 13 games, starting seven of last eight at inside linebacker
- Team's third-leading tackler (57)
- 1.5 sacks, four tackles for loss
- One interception and one fumble recovery, both against USC
- Season-high nine tackles at USC with first-quarter interception
  - Recovered Curtis McNeal's fumble in the end zone to end triple-overtime win

**As a Freshman (2010)**

- Did not see action

**The Tarpley File**

- Graduated from Wayzata (Minn.) and played for head coach Brad Anderson
- Minnesota Gatorade Football Player of the Year
- Born in Torrance, Calif.
- Full name is Aubrey Joseph Tarpley
- Son of Audie and Karen Tarpley
  - Father played football at Georgia Tech (1976-79)
- Older brother, Matt, played football at Ole Miss and Pace
- Majoring in science, technology and society

**Career Statistics**

TACKLES	g	ua	a	total	tfl	pd	ff	fr	blk
2011	13	27	28	55	4.0	5	1	1	0
2012	14	40	25	65	6.5	6	1	1	0
2013	14	52	41	93	5.0	4	1	0	0
2014	7	20	29	49	4.0	1	0	0	0
TOTAL	48	139	123	262	19.5	16	3	2	0

SACKS	g	ua	a	total	yards
2011	13	1	1	1.5	15
2012	14	2	0	2.0	11
2013	14	1	0	1.0	5
2014	7	2	0	2.0	23
TOTAL	48	6	1	6.5	54





## Jordan Williamson

### Kicker

5-11 • 194 • Fifth-Year Senior  
Austin, Texas • Westwood

# 19

#### As a Fifth-year Senior (2014)

- Groza Award watch list
- Athlon preseason All-Pac-12 third team
- Hit one of two field goal attempts, seven kickoffs (61.1 yards/kickoff) vs. UC Davis
  - Became Stanford's career leader in points scored (294)
  - Broke record of 289 held by Eric Abrams (1992-95)
- Hit one of three field goal attempts vs. USC
- Six kickoffs (63.5 yards/kickoff), four touchbacks vs. Army
- Hit two of three field goal attempts (35, 32) at Washington
- Hit two of three field goal attempts (22, 34) vs. Washington State
- Hit 40-yard field goal at Arizona State

#### As a Senior (2013)

- Pac-12 All-Academic honorable mention
- Preseason All-Pac-12 third team by Lindy's
- Stanford's Special Teams Player of the Game vs. Washington State (Sept. 28)
- 37th nationally in field goal pct. (.818)
- Seventh nationally in field goals/game (1.6)
- 20th nationally in scoring (8.8 points/game)
- 11 games played
- 43 of 44 PAT
- 18 of 22 field goals

#### As a Junior (2012)

- Pac-12 All-Academic honorable mention
- Groza Award Watch List
- Kicked game-winning field goals vs. San Jose State, at Oregon and vs. UCLA in Pac-12 title game
- 17 of 27 field goals made, including career-long 48 yarder at Notre Dame
- Led team in scoring with 96 points

#### As a Sophomore (2011)

- All-Pac-12 second team
- 13 of 19 field goals made, including season-long 45-yarder at Arizona
- 4 of 4 from 20-29 yards, 7 of 9 from 30-39 yards, 2 of 6 from 40-49 yards
- Led conference kickers with 9.3 points per game
- Ranked third in Pac-12 in field goals per game (1.30) and field goal percentage (68.4)

#### As a Freshman (2010)

- Did not see action

#### The Williamson File

- Graduated from Westwood (Texas) and played for head coach Anthony Wood
- Made nine of 14 field goal attempts and all 44 extra-point attempts as a senior
- Career-long and Westwood school-record 52-yard field goal as a senior
- Made 32 of 45 field goal attempts and all 93 extra-point attempts as a prep
- Born in Austin, Texas
- Full name is Jordan Gabriel Williamson
- Son of Grady Williamson and Laura Burton
- Stepfather is David Burton
- Brother, Josh Burton, sister, Claire Burton, stepsister, Emmalee Williamson
- Majoring in psychology

### Career Statistics

FIELD GOALS	g	att	made	long	pct
2011	10	13	19	45	68.4
2012	14	17	27	48	63.0
2013	11	18	22	48	81.8
2014	7	7	12	40	58.3
TOTAL	42	55	80	48	68.8

SCORING	g	td	rush	rcv	ret	pat	2pat	fg	total	avg/g
2011	10	0	0	0	0	54	0	13	93	9.3
2012	14	0	0	0	0	45	0	17	96	6.9
2013	11	0	0	0	0	43	0	18	97	8.8
2014	7	0	0	0	0	20	0	7	41	5.9
TOTAL	42	0	0	0	0	162	0	55	327	7.8



## Kelsey Young

### Running Back

5-10 • 195 • Senior  
Norco, Calif. • Norco

# 39

#### As a Senior (2014)

- Seven rushes for 37 yards vs. UC Davis
  - First career start
- Seven rushes for 37 yards, one catch for five yards vs. UC Davis
- Seven rushes for 39 yards vs. USC
- Seven rushes for 46 yards vs. Army
- Five rushes for 22 yards at Washington

#### As a Junior (2013)

- 14 games played
- 14 rushes for 110 yards and one touchdown
- Three catches for 37 yards
- One kickoff return for 20 yards
- 32-yard rush on lone carry against Arizona State
- 36-yard reception, 20-yard kickoff return against Washington State
- Two rushes for 23 yards at Oregon State
- One rush for 10 yards at USC
- 27-yard touchdown rush vs. Cal
- Seven yards rushing vs. Notre Dame

#### As a Sophomore (2012)

- Played hybrid role that split as a receiver and carried out of backfield
- 234 total offensive yards (160 rushing, 74 receiving) with two rushing touchdowns
- Alternated with Remound Wright to return kickoffs in last seven games
- 22.2 yards per kickoff return
- Scored first points of Rose Bowl on 16-yard run in victory over Wisconsin
- First career touchdown on 55-yard end-around in win vs. Arizona
- Two catches for 36 yards at Oregon
- First catch at Oregon went for 24 yards on scoring drive
- Three rushes for 13 yards vs. Washington State
- 37-yard fourth-quarter kickoff return vs. UCLA in Pac-12 title game led to final touchdown drive

#### As a Freshman (2011)

- Did not see action

#### The Young File

- Graduated from Norco (Calif.) and earned four varsity football letters
- Played for head coach Todd Gerhart, father of former Stanford running back Toby Gerhart
- Four-star recruit by Rivals and Scout
- 2,008 rushing yards and 30 touchdowns as a senior
- Lettered in track and field
- Born in Bellflower, Calif.
- Full name is Kelsey Ryan Young
- Son of Kelvin and Rochelle Young
- Two brothers, Cory and Isaiah
- Majoring in computer science

### Career Statistics

RUSHING	g	att	yards	td	long	avg/c	avg/g
2012	14	14	160	2	55	11.4	11.4
2013	14	14	110	1	32	7.9	7.9
2014	7	34	170	0	18	5.0	24.3
TOTAL	35	62	440	3	55	7.1	12.6

RECEIVING	g	rec	yards	td	long	rec/g	avg/c	avg/g
2012	14	8	74	0	24	0.6	9.2	5.3
2013	14	3	37	0	36	0.2	12.3	2.6
2014	7	2	8	0	5	0.3	4.0	1.1
TOTAL	35	13	119	0	36	0.4	9.2	3.4

ALL PURPOSE	g	rush	rcv	pr	kr	ir	total	avg/g
2012	14	160	74	0	178	0	412	29.4
2013	14	110	37	0	20	0	167	11.9
2014	7	170	8	0	0	0	178	25.4
TOTAL	35	440	119	0	198	0	757	21.6



# @StanfordFBall

Head Coach David Shaw



## David Shaw

**Bradford M. Freeman Director of Football**

Fourth Season  
Stanford '94

David Shaw is in his fourth season as the Bradford M. Freeman Director of Football in 2014 following four seasons as Stanford's offensive coordinator.

A 1995 Stanford graduate who is the fifth alum to hold the position of head football coach, Shaw is the 34th head coach in Stanford history. He signed a long-term contract extension following the 2012 regular season.

In 2013, Shaw led Stanford to a second straight Pac-12 Conference title and the program's 14th trip to the Rose Bowl. He became one of just three coaches to ever lead his team to BCS bowl games in each of his first three years as head coach, punching the Cardinal's ticket to back-to-back Rose Bowl games in 2013-14 and the 2012 Fiesta Bowl game. Even more, Stanford became the only team to earn four consecutive BCS bowl bids during the Bowl Championship Series era.

After leading the team to a landmark 2013 regular season, Shaw received AFCA Regional Coach of the Year honors and was named a finalist for the Eddie Robinson Award, given to the national coach of the year.

Under Shaw's tutelage in 2013, Stanford was one of 13 FBS football schools and the only Pac-12 football program to earn a Division I Academic Progress Rate Public Recognition Award for posting multi-year APR scores in the top 10 percent of all squads.

He notched 30 wins in his first 35 games, which was the third-fastest among active coaches.

The 2013 season saw Stanford defeat five nationally-ranked opponents at home while winning 11 games despite playing the fifth toughest schedule nationally in the Sagarin ratings.

Stanford finished the 2013 campaign ranked fifth in the BCS standings, the fourth straight top 10 BCS ranking for the Cardinal. The team ranked sixth in the final 2012 BCS standings, following back-to-back No. 4 rankings at the end of the 2010 and 2011 seasons.

The 2013 team ranked among the nation's best in kickoff return average (1st), rushing defense (3rd), tackles for loss allowed (4th), sacks (7th), scoring defense (10th), kickoff coverage (10th), total defense (14th), sacks allowed (16th), red zone offense (16th), passing efficiency (17th) and red zone defense (19th).

In 2012 Shaw guided the Cardinal to a 12-2 record and its first Pac-12 Championship in 13 years. The campaign culminated with Stanford's first Rose Bowl victory in over 40 years, a 20-14 win over Wisconsin in the 2013 edition of The Granddaddy of Them All. Stanford became the first school to defeat programs ranked No. 1 (Oregon) and 2 (USC) in the AP poll during the regular season and the Cardinal closed its season with five straight wins over as many ranked opponents.

Shaw's first season as head coach saw the 2011 Cardinal post an 11-2 record and make its second consecutive BCS appearance, falling to Oklahoma State in the Fiesta Bowl. Shaw became just the ninth major college head coach in history to post 11 or more wins in his first season, and the first since Chris Peterson (13-0) of Boise State and Bret Bielema (12-1) of Wisconsin accomplished the feat in 2006.

A four-year letterwinner at Stanford from 1991-94 as a receiver, Shaw was a member of Stanford's 1991 Aloha Bowl team coached by Dennis Green that finished the season with an 8-4 mark and was the third-highest scoring team in school history at the time.

Shaw represents the Pac-12 on the AFCA Ethics Committee.

Born in San Diego, Calif., Shaw and his wife Kori are the parents of three children -- Keegan, Carter and Gavin.

### Honors and Awards

- 2013 AFCA Regional Coach of the Year
- 2013 Eddie Robinson Award finalist
- 2012 Pac-12 Conference Coach of the Year
- 2012 Paul "Bear" Bryant Coach of the Year finalist
- 2011 Pac-12 Conference Coach of the Year
- 2011 AFCA Regional Coach of the Year
- 2011 Paul "Bear" Bryant Coach of the Year finalist

### The Shaw File

Season	Program	Position
1995	Western Washington	Outside Linebackers
1996	Western Washington	Tight Ends
1997	Philadelphia Eagles	Quality Control
1998-00	Oakland Raiders	Quality Control
2001	Oakland Raiders	Quarterbacks
2002-04	Baltimore Ravens	Quarterbacks • Wide Receivers
2005	Baltimore Ravens	Wide Receivers
2006	San Diego	Passing Game Coordinator • Wide Receivers
2007-09	Stanford	Offensive Coordinator • Wide Receivers
2010	Stanford	Offensive Coordinator • Running Backs
2011-present	Stanford	Bradford M. Freeman Director of Football

### Season-by-Season Results

Season	Overall	Pac-12	Finish	Postseason	Result
2011	11-2	8-1	T-1st (North)	Fiesta Bowl - vs. Oklahoma State	L, 38-41 • OT
2012	12-2	8-1	T-1st (North)	Pac-12 Championship - vs. UCLA Rose Bowl - vs. Wisconsin	W, 27-24 W, 20-14
2013	11-3	7-2	T-1st (North)	Pac-12 Championship - vs. Arizona State Rose Bowl - vs. Michigan State	W, 38-14 L, 24-20
2014	4-3	2-2	--	--	--
<b>Fourth Season</b>	<b>38-10 (.792)</b>	<b>25-6 (.806)</b>	<b>--</b>	<b>3-2 (.600) in postseason • 1-2 (.333) in bowl games</b>	



Record	Overall	Home	Away	Neutral
All games	4-3	3-1	1-2	0-0
Conference	2-2	1-1	1-1	0-0
Non-conference	2-1	2-0	0-1	0-0

	Stanford	Opponents
SCORING	168	86
Points Per Game	24.0	12.3
Points Off Turnovers	31	17
FIRST DOWNS	133	111
Rushing	42	44
Passing	84	54
Penalty	7	13
RUSHING YARDAGE	979	713
Yards gained rushing	1130	962
Yards lost rushing	151	249
Rushing Attempts	228	247
Average Per Rush	4.3	2.9
Average Per Game	139.9	101.9
TDs Rushing	8	2
PASSING YARDAGE	1645	1071
Comp-Att-Int	140-224-4	131-225-5
Average Per Pass	7.3	4.8
Average Per Catch	11.8	8.2
Average Per Game	235.0	153.0
TDs Passing	12	6
TOTAL OFFENSE	2624	1784
Total Plays	452	472
Average Per Play	5.8	3.8
Average Per Game	374.9	254.9
KICK RETURNS: #-Yards	17-393	14-260
PUNT RETURNS: #-Yards	13-240	11-41
INT RETURNS: #-Yards	5-2	4-17
KICK RETURN AVERAGE	23.1	18.6
PUNT RETURN AVERAGE	18.5	3.7
INT RETURN AVERAGE	0.4	4.2
FUMBLES-LOST	19-10	10-3
PENALTIES-Yards	46-404	40-327
Average Per Game	57.7	46.7
PUNTS-Yards	34-1306	47-1997
Average Per Punt	38.4	42.5
Net punt average	34.3	34.8
KICKOFFS-Yards	34-2158	24-1383
Average Per Kick	63.5	57.6
Net kick average	43.3	35.0
TIME OF POSSESSION/Game	30:08	29:52
3RD-DOWN Conversions	34/89	37/115
3rd-Down Pct	38%	32%
4TH-DOWN Conversions	1/6	9/17
4th-Down Pct	17%	53%
SACKS BY-Yards	21-174	15-96
MISC YARDS	39	0
TOUCHDOWNS SCORED	21	9
FIELD GOALS-ATTEMPTS	7-12	8-11
ON-SIDE KICKS	0-0	0-0
RED-ZONE SCORES	(20-30) 67%	(13-16) 81%
RED-ZONE TOUCHDOWNS	(14-30) 47%	(7-16) 44%
PAT-ATTEMPTS	(21-21) 100%	(8-9) 89%
ATTENDANCE	194,138	206,319
Games/Avg Per Game	4/48,534	3/68,773
Neutral Site Games	-	-

	1st	2nd	3rd	4th	OT	Total
Stanford	41	58	17	52	-	168
Opponents	14	34	9	29	-	86

Rushing	GP	Att	Gain	Loss	Net	Avg	TD	Long	Avg/G
Wright	6	60	324	6	318	5.3	2	28	53.0
Sanders	7	35	248	1	247	7.1	0	44	35.3
Young	7	34	176	6	170	5.0	0	18	24.3
Hogan	7	49	171	87	84	1.7	3	31	12.0
Montgomery	7	14	78	2	76	5.4	1	18	10.9
McCaffrey	7	9	68	4	64	7.1	0	24	9.1
Seale	6	8	16	0	16	2.0	0	4	2.7
Skov	7	7	14	0	14	2.0	2	4	2.0
Ward	7	1	11	0	11	11.0	0	5	1.6
Burns	1	3	20	12	8	2.7	0	20	8.0
Lloyd	5	1	4	0	4	4.0	0	4	0.8
Marx	6	1	0	0	0	0.0	0	0	0.0
Team	5	6	0	33	-33	-5.5	0	0	-6.6
Total	7	228	1130	151	979	4.3	8	44	139.9
Opponents	7	247	962	249	713	2.9	2	50	101.9

Passing	G	Effic.	Comp-Att-Int	Pct	Yds	TD	Lng	Avg/G
Hogan	7	137.34	131-210-4	62.4	1537	11	52	219.6
Crower	2	148.31	8-13-0	61.5	95	1	27	47.5
Burns	1	209.20	1-1-0	100.0	13	0	13	13.0
Total	7	138.29	140-224-4	62.5	1645	12	52	235.0
Opponents	7	102.56	131-225-5	58.2	1071	6	41	153.0

Receiving	G	No.	Yds	Avg	TD	Long	Avg/G
Montgomery	7	43	441	10.3	3	44	63.0
Hooper	7	19	227	11.9	1	27	32.4
Cajuste	5	18	243	13.5	3	23	48.6
Rector	7	12	189	15.8	1	43	27.0
Trojan	7	10	56	5.6	0	13	8.0
McCaffrey	7	7	124	17.7	1	52	17.7
Cotton	7	6	125	20.8	1	39	17.9
Taboada	7	5	72	14.4	2	30	10.3
Sanders	7	5	26	5.2	0	13	3.7
Wright	6	4	45	11.2	0	21	7.5
Owusu	7	3	43	14.3	0	16	6.1
Pratt	7	3	20	6.7	0	8	2.9
Seale	6	2	10	5.0	0	7	1.7
Young	7	2	8	4.0	0	5	1.1
Skov	7	1	16	16.0	0	16	2.3
Total	7	140	1645	11.8	12	52	235.0
Opponents	7	131	1071	8.2	6	41	153.0

Punt Returns	No.	Yds	Avg	TD	Long
Montgomery	10	180	18.0	1	60
McCaffrey	3	60	20.0	0	41
Tarpley	0	0	0.0	0	0
Total	13	240	18.5	1	60
Opponents	11	41	3.7	0	12

Interceptions	No.	Yds	Avg	TD	Long
Davis	1	0	0.0	0	0
Richards	1	0	0.0	0	0
Kalambayi	1	0	0.0	0	0
Martinez	1	0	0.0	0	0
Tarpley	1	2	2.0	0	2
Total	5	2	0.4	0	2
Opponents	4	17	4.2	0	20

Kick Returns	No.	Yds	Avg	TD	Long
Montgomery	12	319	26.6	0	62
McCaffrey	2	38	19.0	0	19
Davis	2	33	16.5	0	22
Ward	1	3	3.0	0	3
Total	17	393	23.1	0	62
Opponents	14	260	18.6	0	39

Fumble Returns	No.	Yds	Avg	TD	Long
Total	0	0	0.0	0	0
Opponents	2	31	15.5	1	32

Scoring	TD	FGs	Kick	Rush	Rcv	Pass	DXP	Saf	Points
Williamson	0	7-12	20-20	0-0	0	0-0	0	0	41
Montgomery	5	0-0	0-0	0-0	0	0-0	0	0	30
Hogan	3	0-0	0-0	0-0	0	0-0	0	0	18
Cajuste	3	0-0	0-0	0-0	0	0-0	0	0	18
Skov	2	0-0	0-0	0-0	0	0-0	0	0	12
Wright	2	0-0	0-0	0-0	0	0-0	0	0	12
Taboada	2	0-0	0-0	0-0	0	0-0	0	0	12
Hooper	1	0-0	0-0	0-0	0	0-0	0	0	6
McCaffrey	1	0-0	0-0	0-0	0	0-0	0	0	6
Rector	1	0-0	0-0	0-0	0	0-0	0	0	6
Cotton	1	0-0	0-0	0-0	0	0-0	0	0	6
Ukropina	0	0-0	1-1	0-0	0	0-0	0	0	1
Total	21	7-12	21-21	0-0	0	0-0	0	0	168
Opponents	9	8-11	8-9	0-0	0	0-0	0	0	86

Total Offense	G	Plays	Rush	Pass	Total	Avg/G
Hogan	7	259	84	1537	1621	231.6
Wright	6	60	318	0	318	53.0
Sanders	7	35	247	0	247	35.3
Young	7	34	170	0	170	24.3
Crower	2	13	0	95	95	47.5
Montgomery	7	14	76	0	76	10.9
McCaffrey	7	9	64	0	64	9.1
Burns	1	4	8	13	21	21.0
Seale	6	8	16	0	16	2.7
Skov	7	7	14	0	14	2.0
Ward	7	1	11	0	11	1.6
Lloyd	5	1	4	0	4	0.8
Team	5	6	-33	0	-33	-6.6
Total	7	452	979	1645	2624	374.9
Opponents	7	472	713	1071	1784	254.9

Field Goals	FGM-FGA	Pct	01-19	20-29	30-39	40-49	50-99	Lg	Blk
Williamson	7-12	58.3	0-0	1-2	5-7	1-3	0-0	40	1

Field Goal Sequence	Stanford	Opponents
UC Davis	(32),37	-
USC	49,(33),26	(25),(53)
Army	-	-
at Washington	(35),(32),46	-
Notre Dame	-	41,27,(45)
Washington State	(22),37,(34)	(46)
Arizona State	(40)	48,(25),(47),(25),(31)

Numbers in (parentheses) indicate field goal was made.

Punting	No.	Yds	Avg	Long	TB	FC	I20	Blkd
Rhyne	33	1282	38.8	52	5	7	11	1
Team	1	24	24.0	24	0	0	0	0
Total	34	1306	38.4	52	5	7	11	1
Opponents	47	1997	42.5	65	6	4	9	0

Kickoffs	No.	Yds	Avg	TB	OB	Retn	Net	YdLn
Williamson	34	2158	63.5	17	2	-	-	-
Total	34	2158	63.5	17	2	260	43.3	21
Opponents	24	1383	57.6	6	0	393	35.0	30

All-Purpose	G	Rush	Rec	PR	KOR	IR	Tot	Avg/G
Montgomery	7	76	441	180	319	0	1016	145.1
Wright	6	318	45	0	0	0	363	60.5
McCaffrey	7	64	124	60	38	0	286	40.9
Sanders	7	247	26	0	0	0	273	39.0
Cajuste	5	0	243	0	0	0	243	48.6
Hooper	7	0	227	0	0	0	227	32.4
Rector	7	0	189	0	0	0	189	27.0
Young	7	170	8	0	0	0	178	25.4
Cotton	7	0	125	0	0	0	125	17.9
Hogan	7	84	0	0	0	0	84	12.0
Taboada	7	0	72	0	0	0	72	10.3
Trojan	7	0	56	0	0	0	56	8.0
Owusu	7	0	43	0	0	0	43	6.1
Tarpley	7	0	0	0	0	2	41	5.9
Davis	7	0	0	0	33	0	33	4.7
Skov	7	14	16	0	0	0	30	4.3
Seale	6	16	10	0	0	0	26	4.3
Pratt	7	0	20	0	0	0	20	2.9
Ward	7	11	0	0	3	0	14	2.0
Burns	1	8	0	0	0	0	8	8.0
Lloyd	5	4	0	0	0	0	4	0.8
Team	5	-33	0	0	0	0	-33	-6.6
Total	7	979	1645	240	393	2	3298	471.1
Opponents	7	713	1071	41	260	17	2102	300.3





## Statistics

Player	GP	Tackles			TFL/Yds	Sacks No-Yards	Pass Def		QBH	Fumbles		Blkd Kick	Saf
		Solo	Ast	Total			Int-Yds	BrUp		Rcv-Yds	FF		
Martinez	7	27	28	55	2.5-14	1.0-7	1-0	2	2	.	2	.	.
Tarpley	7	20	29	49	4.0-25	2.0-23	1-2	.	1	.	.	.	.
Richards	7	32	11	43	2.5-5	.	1-0	1	.	.	2	.	.
Anderson, K.	7	23	14	37	8.5-25	3.5-14	.	.	5	1-0	.	.	.
Vaughters	7	18	13	31	5.0-28	1.5-9	.	.	2	1-0	1	.	.
Anderson, H.	7	21	10	31	4.5-27	2.0-20	.	.	4	.	.	.	.
Hoffpauir	7	17	10	27	3.0-5	.	.	4	.	.	.	.	.
Olugbode	7	11	12	23	0.5-1	.	.	3	.	1-0	.	.	.
Carter	7	19	3	22	.	.	.	3	.	.	1	.	.
Kalambayi	7	11	7	18	6.5-55	4.5-51	1-0	.	2	.	.	.	.
Parry	7	6	10	16	3.5-30	2.0-26	.	.	5	.	.	.	.
Lyons	7	8	7	15	.	.	.	3	.	.	1	.	.
Shittu	5	1	12	13	1.5-8	1.0-7	.	1	.	.	.	.	.
Lueders	7	8	4	12	4.0-10	0.5-2	.	.	1	.	.	.	.
Harris	7	8	4	12	1.0-1	.	.	.	.	.	1	.	.
Davis	7	6	5	11	.	.	1-0	1	.	.	.	.	.
Palma	6	6	5	11	1.0-1	.	.	.	.	.	.	.	.
Alexander	7	6	1	7	.	.	.	.	.	.	.	.	.
McCaffrey	7	3	3	6	.	.	.	.	.	.	.	.	.
Lloyd	5	4	1	5	1.0-3	.	.	.	.	.	.	.	.
Kaumatule	7	1	4	5	1.0-1	1.0-1	.	.	.	.	.	.	.
Whitfield	6	3	1	4	.	.	.	.	.	.	.	.	.
Shober	6	.	3	3	.	.	.	.	.	.	.	.	.
Flacco	7	2	.	2	.	.	.	.	.	.	.	.	.
Yules	1	1	1	2	.	.	.	.	.	.	.	.	.
Pippens	4	2	.	2	.	.	.	.	1	.	.	.	.
Hooper	7	2	.	2	.	.	.	.	.	.	.	.	.
Phillips	1	1	.	1	1.0-2	1.0-2	.	.	.	.	.	.	.
Jones	5	.	1	1	.	.	.	.	.	.	.	.	.
Lohn	3	1	.	1	.	.	.	.	.	.	.	.	.
Rotto	2	1	.	1	.	.	.	.	.	.	.	.	.
Williamson	7	1	.	1	.	.	.	.	.	.	.	.	.
Montgomery	7	1	.	1	.	.	.	.	.	.	.	.	.
Hemschoot	4	1	.	1	.	.	.	.	.	.	.	.	.
Skov	7	1	.	1	1.0-4	.	.	.	.	.	.	.	.
Cotton	7	.	1	1	.	.	.	.	.	.	.	.	.
Callihan	1	1	.	1	.	.	.	.	.	.	.	.	.
Hayes	1	1	.	1	1.0-12	1.0-12	.	.	.	.	.	.	.
Total	7	275	200	475	53-257	21-174	5-2	18	23	3-0	8	.	.
Opponents	7	277	160	437	31.0-142	15-96	4-17	26	9	10-31	12	2	.



# @StanfordFBall

## Statistics

Passing										
Hogan	Att	Comp	Int	Pct	Yards	TD	Long	Sack	Yds	Effic.
UC Davis	16	12	1	75.0	204	3	52	1	7	231.5
USC	30	22	0	73.3	285	0	26	2	10	153.1
Army	28	20	0	71.4	216	4	32	2	4	183.4
at Washington	26	17	1	65.4	178	1	28	1	6	127.9
at Notre Dame	36	18	2	50.0	158	0	23	4	34	75.8
Washington State	35	23	0	65.7	284	3	43	2	9	162.2
at Arizona State	39	19	0	48.7	212	0	30	2	19	94.4
Totals	210	131	4	62.4	1537	11	52	14	89	137.3

Crowder	Att	Comp	Int	Pct	Yards	TD	Long	Sack	Yds	Effic.
UC Davis	13	8	0	61.5	95	1	27	0	0	148.3
Totals	13	8	0	61.5	95	1	27	0	0	148.3

Burns	Att	Comp	Int	Pct	Yards	TD	Long	Sack	Yds	Effic.
UC Davis	1	1	0	100.0	13	0	13	1	7	209.2
Totals	1	1	0	100.0	13	0	13	1	7	209.2

All-Purpose	Yards	UCD	USC	ARMY	UW	ND	WSU	ASU	OSU	ORE	UTAH	CAL	UCLA
Montgomery	1016	159	205	104	149	68	206	125					
Wright	363	28	81	DNP	63	50	101	40					
McCaffrey	286	122	-	41	12	18	53	40					
Sanders	273	51	7	92	24	14	73	12					
Cajuste	243	DNP	44	52	59	68	20	DNP					
Hooper	227	63	61	46	19	-	13	25					
Rector	189	44	57	-	-	5	65	18					
Young	178	42	39	46	23	18	6	4					
Cotton	125	15	19	10	28	-	39	14					
Hogan	84	-1	24	11	53	-16	-4	17					
Taboada	72	12	-	-	-	-	7	53					
Trojan	56	5	-	7	3	12	20	9					
Owusu	43	16	-	-	15	-	12	-					
Tarpley	41	-	-	2	-	39	-	-					
Davis	33	22	-	-	11	-	-	-					
Skov	30	-	2	7	-	16	2	3					
Seale	26	9	3	10	-	1	DNP	3					
Pratt	20	8	-	-	-	6	-	6					
Ward	14	11	-	-	-	3	-	-					
Burns	8	8	DNP	DNP	DNP	DNP	DNP	DNP					
Lloyd	4	4	-	-	-	-	DNP	DNP					
Team	-33	-1	-16	-	-1	-13	-2	-					

Rushing	No.-Yds/TD	UCD	USC	ARMY	UW	ND	WSU	ASU	OSU	ORE	UTAH	CAL	UCLA
Wright	60-318/2	4-28/0	11-60/0	DNP	14-63/0	8-29/1	14-98/1	9-40/0					
Sanders	35-247/0	7-43/0	2-7/0	9-92/0	3-11/0	3-14/0	7-68/0	4-12/0					
Young	34-170/0	7-37/0	7-39/0	7-46/0	4-23/0	7-18/0	1-3/0	1-4/0					
Hogan	49-84/3	3--1/1	11-24/0	6-11/0	14-53/1	7--16/1	4--4/0	4-17/0					
Montgomery	14-76/1	1-8/0	3-9/0	2-7/1	3-38/0	5-14/0	-	-					
McCaffrey	9-64/0	1-10/0	-	4-29/0	-	-	3-28/0	1--3/0					
Seale	8-16/0	3-2/0	1-3/0	2-7/0	-	1-1/0	DNP	1-3/0					
Skov	7-14/2	-	1-2/1	2-7/0	-	-	2-2/0	2-3/1					
Ward	1-11/0	1-11/0	-	-	-	-	-	-					
Burns	3-8/0	3-8/0	DNP	DNP	DNP	DNP	DNP	DNP					
Lloyd	1-4/0	1-4/0	-	-	-	-	DNP	DNP					
Marx	1-0/0	-	1-0/0	-	-	DNP	-	-					
Team	6--33/0	1--1/0	1--16/0	DNP	1--1/0	1--13/0	2--2/0	DNP					



Receiving	No.-Yds/TD	UCD	USC	ARMY	UW	ND	WSU	ASU	OSU	ORE	UTAH	CAL	UCLA
Montgomery	43-441/3	5-77/1	9-83/0	8-86/1	4-29/1	4-12/0	7-72/0	6-82/0					
Cajuste	18-243/3	DNP	3-44/0	4-52/3	4-59/0	5-68/0	2-20/0	DNP					
Hooper	19-227/1	4-63/1	4-61/0	4-46/0	3-19/0	-	1-13/0	3-25/0					
Rector	12-189/1	2-44/1	4-57/0	-	-	1-5/0	2-65/0	3-18/0					
Cotton	6-125/1	1-15/0	1-19/0	1-10/0	1-28/0	-	1-39/1	1-14/0					
McCaffrey	7-124/1	1-52/1	-	1-12/0	1-12/0	1-18/0	2-25/0	1-5/0					
Taboada	5-72/2	1-12/0	-	-	-	-	2-7/2	2-53/0					
Trojan	10-56/0	1-5/0	-	1-7/0	1-3/0	3-12/0	2-20/0	2-9/0					
Wright	4-45/0	-	1-21/0	DNP	-	2-21/0	1-3/0	-					
Owusu	3-43/0	1-16/0	-	-	1-15/0	-	1-12/0	-					
Sanders	5-26/0	2-8/0	-	-	2-13/0	-	1-5/0	-					
Pratt	3-20/0	1-8/0	-	-	-	1-6/0	-	1-6/0					
Skov	1-16/0	-	-	-	-	1-16/0	-	-					
Seale	2-10/0	1-7/0	-	1-3/0	-	-	DNP	-					
Young	2-8/0	1-5/0	-	-	-	-	1-3/0	-					
Punt Returns	No.-Yds/TD	UCD	USC	ARMY	UW	ND	WSU	ASU	OSU	ORE	UTAH	CAL	UCLA
Montgomery	10-180	2-74	1-44	2-11	1-2	-	3-63	1--14					
McCaffrey	3-60	3-60	-	-	-	-	-	-					
Kick Returns	No.-Yds/TD	UCD	USC	ARMY	UW	ND	WSU	ASU	OSU	ORE	UTAH	CAL	UCLA
Montgomery	12-319	-	3-69	-	2-80	1-42	3-71	3-57					
McCaffrey	2-38	-	-	-	-	-	-	2-38					
Davis	2-33	1-22	-	-	1-11	-	-	-					
Ward	1-3	-	-	-	-	1-3	-	-					
Int. Returns	No.-Yds/TD	UCD	USC	ARMY	UW	ND	WSU	ASU	OSU	ORE	UTAH	CAL	UCLA
Richards	1-0	-	-	-	-	1-0	-	-					
Tarpley	1-2	-	-	1-2	-	-	-	-					
Kalambayi	1-0	1-0	-	-	-	-	-	-					
Davis	1-0	1-0	-	-	-	-	-	-					
Martinez	1-0	-	-	-	-	-	1-0	-					



## Statistics

Tackles	UA-A	Total	UCD	USC	ARMY	UW	ND	WSU	ASU	OSU	ORE	UTAH	CAL	UCLA
Martinez	27-28	55	1-3	3-7	4-6	2-5	5-2	4-4	8-1					
Tarpley	20-29	49	0-6	2-6	0-5	3-2	2-7	7-1	6-2					
Richards	32-11	43	2-0	8-2	4-2	3-0	4-3	4-3	7-1					
Anderson, K.	23-14	37	2-2	3-5	1-3	5-2	4-0	-	8-2					
Anderson, H.	21-10	31	1-1	1-0	4-3	3-1	4-3	2-0	6-2					
Vaughters	18-13	31	0-2	1-1	3-3	5-4	2-1	0-1	7-1					
Hoffpauir	17-10	27	1-0	2-2	0-1	2-0	4-0	8-7	-					
Olugbode	11-12	23	1-1	1-4	0-1	2-0	3-1	3-4	1-1					
Carter	19-3	22	-	4-0	3-1	5-0	2-1	3-1	2-0					
Kalambayi	11-7	18	0-1	1-2	3-2	5-1	1-0	0-1	1-0					
Parry	6-10	16	2-2	0-4	1-2	1-0	1-2	1-0	-					
Lyons	8-7	15	2-1	0-1	2-0	-	3-2	0-3	1-0					
Shittu	1-12	13	DNP	0-4	1-3	0-3	0-1	0-1	DNP					
Lueders	8-4	12	0-1	1-0	4-2	0-1	-	-	3-0					
Harris	8-4	12	1-1	1-1	1-0	-	2-0	0-2	3-0					
Palma	6-5	11	1-3	DNP	1-2	-	-	1-0	3-0					
Davis	6-5	11	1-1	1-1	0-2	1-0	1-0	1-1	1-0					
Alexander	6-1	7	-	-	-	1-0	-	3-1	2-0					
McCaffrey	3-3	6	1-2	-	-	1-1	1-0	-	-					
Lloyd	4-1	5	2-0	-	2-1	-	-	DNP	DNP					
Kaumatule	1-4	5	1-2	-	0-1	-	0-1	-	-					
Whitfield	3-1	4	0-1	-	2-0	1-0	DNP	-	-					
Shober	0-3	3	0-1	-	0-2	DNP	-	-	-					
Hooper	2-0	2	1-0	-	-	1-0	-	-	-					
Flacco	2-0	2	1-0	-	-	-	-	1-0	-					
Yules	1-1	2	1-1	DNP	DNP	DNP	DNP	DNP	DNP					
Pippens	2-0	2	1-0	-	1-0	DNP	-	DNP	DNP					
Lohn	1-0	1	-	-	1-0	DNP	DNP	DNP	DNP					
Rotto	1-0	1	1-0	DNP	-	DNP	DNP	DNP	DNP					
Jones	0-1	1	0-1	DNP	DNP	-	-	-	-					
Williamson	1-0	1	-	-	-	-	-	1-0	-					
Skov	1-0	1	-	-	1-0	-	-	-	-					
Cotton	0-1	1	0-1	-	-	-	-	-	-					
Callihan	1-0	1	1-0	DNP	DNP	DNP	DNP	DNP	DNP					
Hayes	1-0	1	1-0	DNP	DNP	DNP	DNP	DNP	DNP					
Phillips	1-0	1	DNP	DNP	DNP	DNP	DNP	DNP	1-0					
Hemschoot	1-0	1	1-0	DNP	DNP	DNP	-	-	-					
Montgomery	1-0	1	-	-	-	1-0	-	-	-					

Sacks	UA-A	Total	UCD	USC	ARMY	UW	ND	WSU	ASU	OSU	ORE	UTAH	CAL	UCLA
Kalambayi	4-1	4.5	-	1.0-10	-	3.0-35	-	0.5-6	-					
Anderson, K.	3-1	3.5	-	-	-	0.5-3	2.0-8	-	1.0-3					
Tarpley	2-0	2.0	-	1.0-10	-	-	-	1.0-13	-					
Anderson, H.	2-0	2.0	1.0-9	-	-	-	-	1.0-11	-					
Parry	2-0	2.0	1.0-6	-	-	-	-	1.0-20	-					
Vaughters	1-1	1.5	-	-	-	0.5-2	-	-	1.0-7					
Kaumatule	1-0	1.0	1.0-1	-	-	-	-	-	-					
Hayes	1-0	1.0	1.0-12	DNP	DNP	DNP	DNP	DNP	DNP					
Shittu	0-2	1.0	DNP	-	0.5-1	-	-	0.5-6	DNP					
Phillips	1-0	1.0	DNP	DNP	DNP	DNP	DNP	DNP	1.0-2					
Martinez	1-0	1.0	-	-	-	-	-	-	1.0-7					
Lueders	0-1	0.5	-	-	0.5-2	-	-	-	-					





## Stanford Game-by-Game

		Rushing				Receiving				Passing				Kick Returns				Punt Returns				Total		
Date	Opponent	No	Yds	TD	Lg	No	Yds	TD	Lg	Cmp	Att	Int	Yds	TD	Lg	No	Yds	TD	Lg	No	Yds	TD	Lg	Off
8.30.14	UC Davis	32	149	1	20	21	312	4	52	21	30	1	312	4	52	1	22	0	22	5	134	1	60	461
9.6.14	USC	38	128	1	14	22	285	0	26	22	30	0	285	0	26	3	69	0	31	1	44	0	44	413
9.13.14	Army	32	199	1	44	20	216	4	32	20	28	0	216	4	32	0	0	0	0	2	11	0	8	415
9.27.14	at Washington	40	186	1	18	17	178	1	28	17	26	1	178	1	28	3	91	0	62	1	2	0	2	364
10.4.14	at Notre Dame	32	47	2	11	18	158	0	23	18	36	2	158	0	23	2	45	0	42	0	0	0	0	205
10.10.14	Washington State	33	193	1	29	23	284	3	43	23	35	0	284	3	43	3	71	0	30	3	63	0	46	477
10.18.14	at Arizona State	22	76	1	31	19	212	0	30	19	39	0	212	0	30	5	95	0	23	1	-14	0	0	288
Totals		228	979	8	44	140	1645	12	52	140	224	4	1645	12	52	17	393	0	62	13	240	1	60	2624
Opponents		247	713	2	50	131	1071	6	41	131	225	5	1071	6	41	14	260	0	39	11	41	0	12	1784

		Tackles				Sacks	Fumble			Pass	Blkd	Kicks • PAT					
Date	Opponent	Solo	Ast	Total	TFL-Yds	No-Yds	FF	FR-Yds	Int-Yds	QBH	Brk	Kick	Att-Mad	Run	Rcv	Saf	Pts
8.30.14	UC Davis	27	34	61	8.0-32	4.0-28	1	1-0	2-0	1	5	0	6-6	0	0	0	45
9.6.14	USC	29	40	69	5.0-25	2.0-20	1	0-0	0-0	3	1	0	1-1	0	0	0	10
9.13.14	Army	39	42	81	9.0-33	1.0-3	1	1-0	1-2	0	0	0	5-5	0	0	0	35
9.27.14	at Washington	42	20	62	8.0-48	4.0-40	1	0-0	0-0	0	5	0	2-2	0	0	0	20
10.4.14	at Notre Dame	39	24	63	6.0-18	2.0-8	2	1-0	1-0	11	2	0	2-2	0	0	0	14
10.10.14	Washington State	39	30	69	5.0-57	4.0-56	0	0-0	1-0	8	5	0	4-4	0	0	0	34
10.18.14	at Arizona State	60	10	70	12.0-44	4.0-19	2	0-0	0-0	0	0	0	1-1	0	0	0	10
Totals		275	200	475	53.0-257	21.0-174	8	3-0	5-2	23	18	0	21-21	0	0	0	168
Opponents		277	160	437	31.0-142	15.0-96	12	10-31	4-17	9	26	2	9-8	0	0	0	86

Date	Opponent	No	Yds	Punting							Field Goals			Kickoffs				
				Avg	Long	Blkd	TB	FC	50+	120	Att-Made	Lg	Blkd	No	Yds	Avg	TB	OB
8.30.14	UC Davis	4	147	36.8	39	0	2	1	0	2	2-1	32	0	7	428	61.1	1	0
9.6.14	USC	2	54	27.0	29	0	1	1	0	1	3-1	33	1	3	186	62.0	1	0
9.13.14	Army	4	171	42.8	51	0	0	1	1	4	0-0	0	0	6	381	63.5	4	1
9.27.14	at Washington	5	210	42.0	46	0	1	0	0	0	3-2	35	0	5	327	65.4	3	0
10.4.14	at Notre Dame	8	295	36.9	43	1	0	4	0	0	0-0	0	0	3	194	64.7	2	1
10.10.14	Washington State	4	143	35.8	38	0	0	0	0	2	3-2	34	0	7	451	64.4	4	0
10.18.14	at Arizona State	7	286	40.9	52	0	1	0	1	2	1-1	40	0	3	191	63.7	2	0
Totals		34	1306	38.4	52	1	5	7	2	11	12-7	40	1	34	2158	63.5	17	2
Opponents		47	1997	42.5	65	0	6	4	14	9	11-8	53	0	24	1383	57.6	6	0

Date	Opponent	Score	Times In RZ	Times Scored	Total Pts	TDs	Rush TDs	Pass TDs	FGs Made	Failed to score inside RZ					
										FGA	Downs	Int	Fumb	Half	Game
8.30.14	UC Davis	W 45-0	6	3	17	2	1	1	1	1	0	0	2	0	0
9.6.14	USC	L 10-13	5	2	10	1	1	0	1	1	2	0	0	0	0
9.13.14	Army	W 35-0	3	3	21	3	1	2	0	0	0	0	0	0	0
9.27.14	at Washington	W 20-13	5	4	20	2	1	1	2	0	0	0	1	0	0
10.4.14	at Notre Dame	L 14-17	2	2	14	2	2	0	0	0	0	0	0	0	0
10.10.14	Washington State	W 34-17	7	5	27	3	1	2	2	1	0	0	1	0	0
10.18.14	at Arizona State	L 10-26	2	1	7	1	1	0	0	0	1	0	0	0	0
Totals	20 of 30 (66.7%)		30	20	116	14	8	6	6	3	3	0	4	0	0
Opponents	13 of 16 (81.2%)		16	13	67	7	2	5	6	1	1	1	0	0	0

### Opponents Game-by-Game

		Rushing				Receiving				Passing				Kick Returns				Punt Returns				Total
Date	Opponent	No	Yds	TD	Lg	No	Yds	TD	Lg	Cmp-Att-Int	Yds	TD	Lg	No	Yds	TD	Lg	No	Yds	TD	Lg	Off
8.30.14	UC Davis	27	61	0	17	12	54	0	14	12-22-2	54	0	14	5	85	0	23	0	0	0	0	115
9.6.14	USC	37	156	1	50	15	135	0	29	15-22-0	135	0	29	2	34	0	20	0	0	0	0	291
9.13.14	Army	56	198	0	35	3	9	0	10	3-5-1	9	0	10	1	4	0	4	2	2	0	5	207
9.27.14	at Washington	38	81	0	13	15	98	1	25	15-30-0	98	1	25	2	38	0	25	3	6	0	3	179
10.4.14	at Notre Dame	32	129	0	33	20	241	2	26	20-43-1	241	2	26	0	0	0	0	3	10	0	8	370
10.10.14	Washington State	11	-26	0	12	42	292	2	41	42-69-1	292	2	41	3	67	0	39	1	12	0	12	266
10.18.14	at Arizona State	46	114	1	20	24	242	1	27	24-34-0	242	1	27	1	32	0	32	2	11	0	8	356
Opponents		247	713	2	50	131	1071	6	41	131-225-5	1071	6	41	14	260	0	39	11	41	0	12	1784
Stanford		228	979	8	44	140	1645	12	52	140-224-4	1645	12	52	17	393	0	62	13	240	1	60	2624

Date	Opponent	Tackles			TFL-Yds	Sacks	Fumble			QBH	Pass	Blkd	Att-Mad	Kicks • PAT			Pts
		Solo	Asst	Total		No-Yds	FF	FR-Yds	Int-Yds		Brk	Kick		Run	Rcv	Saf	
8.30.14	UC Davis	33	32	65	3.0-19	2.0-14	2	2-0	1-20	0	1	0	0-0	0	0	0	0
9.6.14	USC	41	32	73	3.0-26	2.0-10	1	2-0	0-0	0	2	0	1-1	0	0	0	13
9.13.14	Army	32	30	62	6.0-12	2.0-4	1	1-0	0-0	0	4	0	0-0	0	0	0	0
9.27.14	at Washington	43	24	67	4.0-11	1.0-6	3	2-31	1-0	0	5	0	2-1	0	0	0	13
10.4.14	at Notre Dame	38	20	58	7.0-38	4.0-34	1	0-0	2--3	7	2	1	2-2	0	0	0	17
10.10.14	Washington State	49	16	65	4.0-11	2.0-9	1	1-0	0-0	2	4	0	2-2	0	0	0	17
10.18.14	at Arizona State	41	8	49	5.0-26	2.0-19	3	2-0	0-0	0	8	0	2-2	0	0	0	26
Opponents		277	160	437	31.0-142	15.0-96	12	10-31	4-17	9	26	2	9-8	0	0	0	86
Stanford		275	200	475	53.0-257	21.0-174	8	3-0	5-2	23	18	0	21-21	0	0	0	168

Date	Opponent	No	Yds	Punting							Field Goals			Kickoffs				
				Avg	Long	Blkd	TB	FC	50+	I20	Att-Made	Lg	Blkd	No	Yds	Avg	TB	OB
8.30.14	UC Davis	11	454	41.3	55	0	0	0	3	1	0-0	0	0	1	42	42.0	0	0
9.6.14	USC	4	191	47.8	55	0	1	1	1	0	2-2	53	0	4	245	61.2	1	0
9.13.14	Army	6	240	40.0	49	0	0	1	0	1	0-0	0	0	1	65	65.0	1	0
9.27.14	at Washington	8	388	48.5	65	0	0	0	4	4	0-0	0	0	3	176	58.7	0	0
10.4.14	at Notre Dame	6	221	36.8	51	0	2	2	1	2	3-1	45	0	4	234	58.5	2	0
10.10.14	Washington State	8	336	42.0	56	0	2	0	4	0	1-1	46	0	4	196	49.0	0	0
10.18.14	at Arizona State	4	167	41.8	54	0	1	0	1	1	5-4	47	0	7	425	60.7	2	0
Opponents		47	1997	42.5	65	0	6	4	14	9	11-8	53	0	24	1383	57.6	6	0
Stanford		34	1306	38.4	52	1	5	7	2	11	12-7	40	1	34	2158	63.5	17	2

Date	Opponent	Score	Times In RZ	Times Scored	Total Pts	TDs	Rush TDs	Pass TDs	FGs Made	Failed to score inside RZ					
										FGA	Downs	Int	Fumb	Half	Game
8.30.14	UC Davis	W 45-0	0	0	0	0	0	0	0	0	0	0	0	0	0
9.6.14	USC	L 10-13	2	2	10	1	1	0	1	0	0	0	0	0	0
9.13.14	Army	W 35-0	1	0	0	0	0	0	0	0	1	0	0	0	0
9.27.14	at Washington	W 20-13	0	0	0	0	0	0	0	0	0	0	0	0	0
10.4.14	at Notre Dame	L 14-17	4	2	14	2	0	2	0	1	0	1	0	0	0
10.10.14	Washington State	W 34-17	3	3	17	2	0	2	1	0	0	0	0	0	0
10.18.14	at Arizona State	L 10-26	6	6	26	2	1	1	4	0	0	0	0	0	0
Opponents	13 of 16 (81.2%)		16	13	67	7	2	5	6	1	1	1	0	0	0
Stanford	20 of 30 (66.7%)		30	20	116	14	8	6	6	3	3	0	4	0	0



## Starters

Offense	WR	TE	LT	LG	C	RG	RT	TE	TE	WR	QB	RB	FB	WR
UC Davis	Rector	Cotton	Peat	Garnett	Shuler	Caspers	Murphy	-	-	Montgomery	Hogan	Young	Ward	-
USC	Cajuste	Hooper	Peat	Garnett	Shuler	Caspers	Murphy	-	-	Montgomery	Hogan	Young	-	Owusu
Army	Cajuste	Hooper	Peat	Garnett	Shuler	Caspers	Murphy	-	-	Montgomery	Hogan	Young	-	Trojan
at Washington	Cajuste	Hooper	Peat	Garnett	Shuler	Caspers	Murphy	-	-	-	Hogan	Wright	Ward	Pratt
at Notre Dame	Cajuste	Hooper	Peat	Austin	Shuler	Caspers	Murphy	Garnett	-	-	Hogan	Wright	Ward	-
Washington State	Cajuste	Hooper	Peat	Garnett	Shuler	Caspers	Murphy	-	-	Rector	Hogan	Wright	-	Pratt
at Arizona State	Rector	Cotton	Peat	Garnett	Shuler	Caspers	Murphy	-	-	Montgomery	Hogan	Wright	-	Owusu

Defense	DE	NT	DE	OLB	ILB	ILB	OLB	CB	CB	FS	SS	NB
UC Davis	Anderson, H.	Parry	Lueders	Anderson, K.	Martinez	Tarpley	Vaughters	Harris	Lyons	Olugbode	Richards	--
USC	Anderson, H.	Parry	Lueders	Anderson, K.	Martinez	Tarpley	Vaughters	Carter	Lyons	Hoffpauir	Richards	--
Army	Anderson, H.	Parry	Lueders	Anderson, K.	Martinez	Tarpley	Vaughters	Carter	Lyons	Hoffpauir	Richards	--
at Washington	Anderson, H.	Parry	Lueders	Anderson, K.	Martinez	Tarpley	Vaughters	Carter	Lyons	Hoffpauir	Richards	--
at Notre Dame	Anderson, H.	-	Lueders	Anderson, K.	Martinez	Tarpley	Vaughters	Carter	Lyons	Hoffpauir	Richards	Olugbode
Washington State	Anderson, H.	Parry	-	Anderson, K.	Martinez	Tarpley	Vaughters	Carter	Lyons	Hoffpauir	Richards	Olugbode
at Arizona State	Anderson, H.	Parry	-	Anderson, K.	Martinez	Tarpley	Vaughters	Carter	Lyons	Hoffpauir	Richards	Olugbode

Special Teams	K	P	HLD	LS
UC Davis	Williamson	Rhyne	Ryhne	Miller
USC	Williamson	Rhyne	Ryhne	Miller
Army	Williamson	Rhyne	Ryhne	Miller
at Washington	Williamson	Rhyne	Ryhne	Miller
at Notre Dame	Williamson	Rhyne	Ryhne	Miller
Washington State	Williamson	Rhyne	Ryhne	Miller
at Arizona State	Williamson	Rhyne	Ryhne	Miller



### Participation

Player	GP/GS	UCD	USC	ARMY	UW	ND	WSU	ASU	OSU	ORE	UTAH	CAL	UCLA
Alexander	7/-	XXX	XXX	XXX	XXX	XXX	XXX	XXX					
Anderson, H.	7/7	START	START	START	START	START	START	START					
Anderson, K.	7/7	START	START	START	START	START	START	START					
Austin	6/1	XXX	XXX	XXX	...	START	XXX	XXX					
Bright	7/-	XXX	XXX	XXX	XXX	XXX	XXX	XXX					
Burns	1/-	XXX	...	...	...	...	...	...					
Cajuste	5/5	...	START	START	START	START	START	...					
Callihan	1/-	XXX	...	...	...	...	...	...					
Carter	7/6	XXX	START	START	START	START	START	START					
Caspers	7/7	START	START	START	START	START	START	START					
Cotton	7/2	START	XXX	XXX	XXX	XXX	XXX	START					
Crane	2/-	XXX	...	XXX	...	...	...	...					
Crowder	2/-	XXX	...	XXX	...	...	...	...					
Davidson	3/-	XXX	XXX	XXX	...	...	...	...					
Davis	7/-	XXX	XXX	XXX	XXX	XXX	XXX	XXX					
Flacco	7/-	XXX	XXX	XXX	XXX	XXX	XXX	XXX					
Garnett	7/7	START	START	START	START	START	START	START					
Harris	7/1	START	XXX	XXX	XXX	XXX	XXX	XXX					
Hayes	1/-	XXX	...	...	...	...	...	...					
Hemschoot	4/-	XXX	...	...	...	XXX	XXX	XXX					
Hoffpauir	7/6	XXX	START	START	START	START	START	START					
Hogan	7/7	START	START	START	START	START	START	START					
Hooper	7/5	XXX	START	START	START	START	START	XXX					
Hopkins	2/-	XXX	...	XXX	...	...	...	...					
Jones	5/-	XXX	...	...	XXX	XXX	XXX	XXX					
Jordan	1/-	XXX	...	...	...	...	...	...					
Kalambayi	7/-	XXX	XXX	XXX	XXX	XXX	XXX	XXX					
Kaumatule	7/-	XXX	XXX	XXX	XXX	XXX	XXX	XXX					
Keller	1/-	...	...	...	...	...	...	XXX					
Lloyd	5/-	XXX	XXX	XXX	XXX	XXX	...	...					
Lohn	3/-	XXX	XXX	XXX	...	...	...	...					
Lueders	7/5	START	START	START	START	START	XXX	XXX					
Lyons	7/7	START	START	START	START	START	START	START					
Martinez	7/7	START	START	START	START	START	START	START					
Marx	6/-	XXX	XXX	XXX	XXX	...	XXX	XXX					
McCaffrey	7/-	XXX	XXX	XXX	XXX	XXX	XXX	XXX					
Miller	7/-	XXX	XXX	XXX	XXX	XXX	XXX	XXX					
Montgomery	7/4	START	START	START	XXX	XXX	XXX	START					
Murphy	7/7	START	START	START	START	START	START	START					
Olugbode	7/4	START	XXX	XXX	XXX	START	START	START					
Owusu	7/2	XXX	START	XXX	XXX	XXX	XXX	START					
Palma	6/-	XXX	...	XXX	XXX	XXX	XXX	XXX					
Parry	7/6	START	START	START	START	XXX	START	START					
Peat	7/7	START	START	START	START	START	START	START					
Phillips	1/-	...	...	...	...	...	...	XXX					
Pippens	4/-	XXX	XXX	XXX	...	XXX	...	...					
Pratt	7/2	XXX	XXX	XXX	START	XXX	START	XXX					
Rector	7/3	START	XXX	XXX	XXX	XXX	START	START					
Reihner	2/-	XXX	...	XXX	...	...	...	...					
Rhyne	7/-	XXX	XXX	XXX	XXX	XXX	XXX	XXX					
Richards	7/7	START	START	START	START	START	START	START					
Rotto	2/-	XXX	...	XXX	...	...	...	...					
Sanders	7/-	XXX	XXX	XXX	XXX	XXX	XXX	XXX					
Seale	6/-	XXX	XXX	XXX	XXX	XXX	...	XXX					
Shittu	5/-	...	XXX	XXX	XXX	XXX	XXX	...					
Shober	6/-	XXX	XXX	XXX	...	XXX	XXX	XXX					
Shuler	7/7	START	START	START	START	START	START	START					
Skov	7/-	XXX	XXX	XXX	XXX	XXX	XXX	XXX					
Stallworth	6/-	XXX	XXX	XXX	XXX	...	XXX	XXX					
Taboada	7/-	XXX	XXX	XXX	XXX	XXX	XXX	XXX					
Tarpley	7/7	START	START	START	START	START	START	START					
Trojan	7/1	XXX	XXX	START	XXX	XXX	XXX	XXX					
Tubbs	1/-	XXX	...	...	...	...	...	...					
Tucker	4/-	XXX	XXX	XXX	XXX	...	...	...					
Tyler	1/-	XXX	...	...	...	...	...	...					
Ukropina	1/-	XXX	...	...	...	...	...	...					
Vaughters	7/7	START	START	START	START	START	START	START					
Ward	7/3	START	XXX	XXX	START	START	XXX	XXX					
Watkins	1/-	XXX	...	...	...	...	...	...					
Whitfield	6/-	XXX	XXX	XXX	XXX	...	XXX	XXX					
Williamson	7/-	XXX	XXX	XXX	XXX	XXX	XXX	XXX					
Wright	6/4	XXX	XXX	...	START	START	START	START					
Yazdi	2/-	XXX	...	XXX	...	...	...	...					
Young	7/3	START	START	START	XXX	XXX	XXX	XXX					
Yules	1/-	XXX	...	...	...	...	...	...					





## Stanford Scoring Drives

### vs. UC Davis

Qrt	Time	Play	Plays-Yards TOP		Score
1st	12:07	Montgomery 60 yd punt return (Williamson PAT)	--	--	UCD 0 - STAN 7
	1:04	Hogan 1 yd run (Williamson PAT)	12-67	6:55	UCD 0 - STAN 14
2nd	9:10	Rector 40 yd pass from Hogan (Williamson PAT)	1-40	0:09	UCD 0 - STAN 21
	5:53	McCaffrey 52 yd pass from Hogan (Williamson PAT)	2-54	0:53	UCD 0 - STAN 28
	1:19	Montgomery 44 yd pass from Hogan (Williamson PAT)	7-77	2:58	UCD 0 - STAN 35
	0:00	Williamson 32 yd field goal	3-20	0:25	UCD 0 - STAN 38
4th	8:22	Hooper 14 yd pass from Crower (Ukropina PAT)	1-14	0:06	UCD 0 - STAN 45

### vs. USC

2nd	7:45	Skov 2 yd run (Williamson PAT)	11-77	5:34	USC 7 - STAN 7
	0:11	Williamson 33 yd field goal	11-64	2:54	USC 7 - STAN 10

### vs. Army

1st	10:44	Cajuste 23 yd pass from Hogan (Williamson PAT)	9-75	4:16	ARMY 0 - STAN 7
2nd	0:27	Cajuste 2 yd pass from Hogan (Williamson PAT)	4-15	1:01	ARMY 0 - STAN 14
3rd	2:51	Cajuste 15 yd pass from Hogan (Williamson PAT)	9-98	3:14	ARMY 0 - STAN 21
4th	11:35	Montgomery 4 yd run (Williamson PAT)	8-35	3:20	ARMY 0 - STAN 28
	6:09	Montgomery 32 yd pass from Hogan (Williamson PAT)	6-73	3:05	ARMY 0 - STAN 35

### at Washington

1st	12:16	Williamson 35 yd field goal	6-17	2:44	STAN 3 - UW 0
2nd	12:57	Montgomery 17 yd pass from Hogan (Williamson PAT)	9-77	4:44	STAN 10 - UW 0
	5:46	Williamson 32 yd field goal	10-67	4:08	STAN 13 - UW 6
4th	4:29	Hogan 5 yd run (Williamson PAT)	6-47	3:08	STAN 20 - UW 13

### at Notre Dame

1st	3:50	Hogan 10 yd run (Williamson PAT)	2-12	0:44	STAN 7 - ND 0
4th	3:01	Wright 11 yd run (Williamson PAT)	9-58	4:31	STAN 14 - ND 10

### Washington State

1st	11:47	Williamson 22 yd field goal	7-59	3:13	WSU 0 - STAN 3
	9:30	Cotton 39 yd pass from Hogan (Williamson PAT)	3-69	1:09	WSU 0 - STAN 10
2nd	11:08	Taboada 3 yd pass from Hogan (Williamson PAT)	4-16	1:52	WSU 7 - STAN 17
3rd	3:07	Taboada 4 yd pass from Hogan (Williamson PAT)	9-56	4:44	WSU 10 - STAN 24
4th	8:13	Williamson 34 yd field goal	11-50	4:41	WSU 17 - STAN 27
	1:38	Wright 6 yd run (Williamson PAT)	4-44	0:26	WSU 17 - STAN 34

### at Arizona State

3rd	9:31	Williamson 40 yd field goal	12-65	5:23	STAN 3 - ASU 14
4th	11:23	Skov 1 yd run (Williamson PAT)	5-63	1:19	STAN 10 - ASU 20

## Opponent Scoring Drives

### vs. UC Davis

Qrt	Time	Play	Plays-Yards	TOP	Score
--	--	--	--	--	--

### vs. USC

1st	4:26	Davis 1 yd run (Heidari PAT)	12-68	4:30	USC 7 - STAN 0
3rd	0:53	Heidari 25 yd field goal	8-90	3:32	USC 10 - STAN 10
4th	2:30	Heidari 53 yd field goal	9-58	4:30	USC 13 - STAN 10

### vs. Army

--	--	--	--	--	--
----	----	----	----	----	----

### at Washington

2nd	9:59	Mickens 25 yd pass from Miles (PAT failed)	7-75	2:58	STAN 10 - UW 6
	1:54	Thompson 32 yd fumble recovery (Van Winkle PAT)	--	--	STAN 13 - UW 13

### at Notre Dame

2nd	3:06	Brown 17 yd pass from Golson (Brindza PAT)	6-62	1:20	STAN 7 - ND 7
4th	7:32	Brindza 45 yd field goal	9-50	3:39	STAN 7 - ND 10
	1:01	Koyack 23 yd pass from Golson (Brindza PAT)	9-65	2:00	STAN 14 - ND 17

### Washington State

1st	4:35	Mayle 9 yd pass from Halliday (Breshears PAT)	11-75	4:55	WSU 7 - STAN 10
3rd	7:51	Breshears 46 yd field goal	14-42	4:45	WSU 10 - STAN 17
4th	13:02	Cracraft 3 yd pass from Halliday (Breshears PAT)	16-75	5:05	WSU 17 - STAN 24

### at Arizona State

2nd	8:28	Foster 1 yd run (Gonzalez PAT)	13-81	4:53	STAN 0 - ASU 7
	1:58	Strong 3 yd pass from Bercovici (Gonzalez PAT)	4-12	2:00	STAN 0 - ASU 14
3rd	5:37	Gonzalez 25 yd field goal	10-68	3:54	STAN 3 - ASU 17
4th	12:50	Gonzalez 47 yd field goal	13-66	4:48	STAN 3 - ASU 20
	4:07	Gonzalez 25 yd field goal	7-29	3:38	STAN 10 - ASU 23
	3:29	Gonzalez 31 yd field goal	4-8	0:29	STAN 10 - ASU 26



## Game Highs

### Individual (Stanford)

Rushes	14	multiple
Yards Rushing	98	Wright vs Washington State (Oct 10, 2014)
TD Rushes	1	multiple
Long Rush	44	Sanders vs Army (Sep 13, 2014)
Pass attempts	39	Hogan at Arizona State (Oct 18, 2014)
Pass completions	23	Hogan vs Washington State (Oct 10, 2014)
Yards Passing	285	Hogan vs USC (Sep 06, 2014)
TD Passes	4	Hogan vs Army (Sep 13, 2014)
Long Pass	52	Hogan vs UC Davis (Aug 30, 2014)
Receptions	9	Montgomery vs USC (Sep 06, 2014)
Yards Receiving	86	Montgomery vs Army (Sep 13, 2014)
TD Receptions	3	Cajuste vs Army (Sep 13, 2014)
Long Reception	52	McCaffrey vs UC Davis (Aug 30, 2014)
Field Goals	2	Williamson at Washington (Sept 27, 2014)
		Williamson vs Washington State (Oct 10, 2014)
Long Field Goal	40	Williamson at Arizona State (Oct 18, 2014)
Punts	7	Rhyne at Notre Dame (Oct 04, 2014)
		Rhyne at Arizona State (Oct 18, 2014)
Punting Avg	42.8	Rhyne vs Army (Sep 13, 2014)
Long Punt	52	Rhyne at Arizona State (Oct 18, 2014)
Punts inside 20	4	Rhyne vs Army (Sep 13, 2014)
Long Punt Return	60	Montgomery vs UC Davis (Aug 30, 2014)
Long Kickoff Return	62	Montgomery at Washington (Sept 27, 2014)
Tackles	15	Hoffpauir vs Washington State (Oct 10, 2014)
Sacks	3.0	Kalambayi at Washington (Sept 27, 2014)
Tackles For Loss	4.0	Anderson, K. at Arizona State (Oct 18, 2014)
Interceptions	1	multiple

### Team (Stanford)

Rushes	39	at Washington (Sep 27, 2014)
Yards Rushing	199	vs Army (Sep 13, 2014)
Yards Per Rush	6.2	vs Army (Sep 13, 2014)
TD Rushes	2	at Notre Dame (Oct 04, 2014)
Pass attempts	39	at Arizona State (Oct 18, 2014)
Pass completions	23	vs Washington State (Oct 10, 2014)
Yards Passing	312	vs UC Davis (Aug 30, 2014)
Yards Per Pass	10.4	vs UC Davis (Aug 30, 2014)
TD Passes	4	vs UC Davis (Aug 30, 2014)
		vs Army (Sep 13, 2014)
Total Plays	68	vs USC (Sep 06, 2014)
		at Notre Dame (Oct 04, 2014)
		vs Washington State (Oct 10, 2014)
Total Offense	477	vs Washington State (Oct 10, 2014)
Yards Per Play	7.4	vs UC Davis (Aug 30, 2014)
Points	45	vs UC Davis (Aug 30, 2014)
Sacks By	4	vs UC Davis (Aug 30, 2014)
		at Washington (Sep 27, 2014)
		vs Washington State (Oct 10, 2014)
		at Arizona State (Oct 18, 2014)
First Downs	22	at Washington (Sep 27, 2014)
Penalties	9	at Notre Dame (Oct 04, 2014)
		vs Washington State (Oct 10, 2014)
Penalty Yards	85	at Washington (Sep 27, 2014)
Turnovers	3	vs UC Davis (Aug 30, 2014)
		at Washington (Sep 27, 2014)
Interceptions By	2	vs UC Davis (Aug 30, 2014)
Punts	8	at Notre Dame (Oct 04, 2014)
Punting Avg	42.8	vs Army (Sep 13, 2014)
Long Punt	52	at Arizona State (Oct 18, 2014)
Punts inside 20	4	vs Army (Sep 13, 2014)
Long Punt Return	60	vs UC Davis (Aug 30, 2014)

### Individual (Opponents)

Rushes	24	Foster at Arizona State (Oct 18, 2014)
Yards Rushing	154	Allen vs USC (Sep 06, 2014)
TD Rushes	1	Davis vs USC (Sep 06, 2014)
		Foster at Arizona State (Oct 18, 2014)
Long Rush	50	Allen, Javorius, vs USC (Sep 06, 2014)
Pass attempts	69	Halliday vs Washington State (Oct 10, 2014)
Pass completions	42	Halliday vs Washington State (Oct 10, 2014)
Yards Passing	292	Halliday vs Washington State (Oct 10, 2014)
TD Passes	2	Golson at Notre Dame (Oct 04, 2014)
Long Pass	41	Halliday vs Washington State (Oct 10, 2014)
Receptions	14	Cracraft vs Washington State (Oct 10, 2014)
Yards Receiving	100	Cracraft vs Washington State (Oct 10, 2014)
TD Receptions	1	multiple
Long Reception	29	Agholor vs USC (Sep 06, 2014)
Field Goals	4	Gonzalez at Arizona State (Oct 18, 2014)
Long Field Goal	53	Heidari vs USC (Sep 06, 2014)
Punts	11	Wadman vs UC Davis (Aug 30, 2014)
Punting Avg	51.7	Durkee at Washington (Sept 27, 2014)
Long Punt	65	Durkee at Washington (Sept 27, 2014)
Punts inside 20	3	Durkee at Washington (Sept 27, 2014)
Long Punt Return	12	Cracraft vs Washington State (Oct 10, 2014)
Long Kickoff Return	39	Mayle vs Washington State (Oct 10, 2014)
Tackles	14	Smith, J. at Notre Dame (Oct 04, 2014)
Sacks	1.0	multiple
Tackles For Loss	2.5	Smith, J. at Notre Dame (Oct 04, 2014)
Interceptions	2	Luke at Notre Dame (Oct 04, 2014)

### Team (Opponents)

Rushes	56	vs Army (Sep 13, 2014)
Yards Rushing	198	vs Army (Sep 13, 2014)
Yards Per Rush	4.2	vs USC (Sep 06, 2014)
TD Rushes	1	vs USC (Sep 06, 2014)
		at Arizona State (Oct 18, 2014)
Pass attempts	69	vs Washington State (Oct 10, 2014)
Pass completions	42	vs Washington State (Oct 10, 2014)
Yards Passing	292	vs Washington State (Oct 10, 2014)
Yards Per Pass	7.1	at Arizona State (Oct 18, 2014)
TD Passes	2	at Notre Dame (Oct 04, 2014)
		vs Washington State (Oct 10, 2014)
Total Plays	80	vs Washington State (Oct 10, 2014)
		at Arizona State (Oct 18, 2014)
Total Offense	370	at Notre Dame (Oct 04, 2014)
Yards Per Play	4.9	at Notre Dame (Oct 04, 2014)
Points	26	at Arizona State (Oct 18, 2014)
Sacks By	4	at Notre Dame (Oct 04, 2014)
First Downs	23	at Arizona State (Oct 18, 2014)
Penalties	10	vs USC (Sep 06, 2014)
		at Washington (Sep 27, 2014)
		vs Washington State (Oct 10, 2014)
Penalty Yards	87	vs USC (Sep 06, 2014)
Turnovers	3	vs UC Davis (Aug 30, 2014)
Interceptions By	2	at Notre Dame (Oct 04, 2014)
Punts	11	vs UC Davis (Aug 30, 2014)
Punting Avg	48.5	at Washington (Sep 27, 2014)
Long Punt	65	at Washington (Sep 27, 2014)
Punts inside 20	4	at Washington (Sep 27, 2014)
Long Punt Return	12	vs Washington State (Oct 10, 2014)

## NCAA Team Stat Leaders

### Stanford Among NCAA Team Leaders

Category	Stanford Rank	Actual	National Leader	Actual
3rd Down Conversion Pct (125 ranked)	85	0.382	Georgia Tech	0.593
3rd Down Conversion Pct Defense (125 ranked)	23	0.322	Clemson	0.236
4th Down Conversion Pct (125 ranked)	117	0.167	Maryland	1
			Minnesota	1
4th Down Conversion Pct Defense (125 ranked)	59	0.529	Alabama	0
Blocked Kicks (36 ranked)			Rutgers	5
Blocked Kicks Allowed (125 ranked)	98	2	53 teams tied	0
Blocked Punts (6 ranked)			5 teams tied	2
Blocked Punts Allowed (125 ranked)	104	1	103 teams tied	0
Completion Percentage (125 ranked)	34	0.625	UCLA	0.726
Fewest Penalties (125 ranked)	79	46	Kansas St.	22
			Navy	22
Fewest Penalties Per Game (125 ranked)	75	6.57	Navy	3.14
Fewest Penalty Yards (125 ranked)	78	404	Kansas St.	182
Fewest Penalty Yards Per Game (125 ranked)	75	57.71	Tennessee	27.14
First Downs Defense (125 ranked)	14	111	Penn St.	85
First Downs Offense (125 ranked)	92	133	Baylor	205
Fumbles Lost (125 ranked)	118	10	UNLV	0
Fumbles Recovered (114 ranked)	91	3	FIU	16
Kickoff Return Defense (125 ranked)	25	18.57	UConn	14.72
Kickoff Returns (125 ranked)	33	23.12	Missouri	29.92
Net Punting (125 ranked)	110	34.26	Utah	44.27
Passes Had Intercepted (125 ranked)	20	4	Oregon	0
Passes Intercepted (123 ranked)	75	5	Ole Miss	15
			Louisville	15
Passing Offense (125 ranked)	63	235	Washington St.	490
Passing Yards Allowed (125 ranked)	3	153	San Jose St.	94.5
Passing Yards per Completion (125 ranked)	72	11.75	Georgia Tech	18.95
Punt Return Defense (125 ranked)	19	3.73	Memphis	-0.67
Punt Returns (125 ranked)	4	18.46	Kansas St.	24.7
Red Zone Defense (123 ranked)	55	0.813	Temple	0.563
Red Zone Offense (125 ranked)	120	0.667	UCLA	1
Rushing Defense (125 ranked)	12	101.9	Penn St.	60.8
Rushing Offense (125 ranked)	92	139.9	Wisconsin	343
Sacks Allowed (125 ranked)	71	2.14	Michigan St.	0.57
			Duke	0.57
Scoring Defense (125 ranked)	2	12.3	Ole Miss	10.6
Scoring Offense (125 ranked)	96	24	Baylor	49
Tackles for Loss Allowed (125 ranked)	16	4.43	Duke	2.86
			Marshall	2.86
Team Passing Efficiency (125 ranked)	45	138.29	Oregon	192.06
Team Passing Efficiency Defense (125 ranked)	10	102.56	San Jose St.	84.62
Team Sacks (125 ranked)	21	3	Utah	5.5
Team Tackles for Loss (125 ranked)	15	7.6	Utah	10.2
Time of Possession (125 ranked)	59	30:07	Michigan St.	36:22
Total Defense (125 ranked)	2	254.9	Louisville	245.8
Total Offense (125 ranked)	90	374.9	Baylor	579
Turnover Margin (125 ranked)	109	-0.86	Georgia	1.86
Turnovers Gained (124 ranked)	95	8	FIU	25
Turnovers Lost (125 ranked)	86	14	Oregon	3
			Washington	3
Winning Percentage (125 ranked)	51	0.571	4 teams tied	1



## NCAA Individual Stat Leaders

### Stanford Among NCAA Individual Leaders

Category	Player	Rank	Actual	National Leader	Actual
All Purpose (200 ranked)	Ty Montgomery	19	145.14	Ameer Abdullah, Nebraska	192.71
Combined Kick Returns (175 ranked)	Ty Montgomery	13	499	Lucky Whitehead, Fla. Atlantic	678
Completion Percentage (113 ranked)	Kevin Hogan	36	0.624	Brett Hundley, UCLA	0.725
Completions Per Game (125 ranked)	Kevin Hogan	52	18.71	Connor Halliday, Washington St.	41.71
Field Goal Percentage (104 ranked)	Jordan Williamson	91	0.583	6 players tied	1
Field Goals Per Game (125 ranked)	Jordan Williamson	61	1	Ben Grogan, Oklahoma St.	2.43
Forced Fumbles (97 ranked)	Blake Martinez	41	0.29	Tank Jakes, Memphis	0.67
	Jordan Richards	41	0.29		
Fumbles Recovered (61 ranked)	Kevin Anderson	61	1	Tylor Harris, Wake Forest	4
	Kyle Olugbode	61	1		
	James Vaughters	61	1		
Kickoff Returns (113 ranked)	Ty Montgomery	17	26.6	Alex Ross, Oklahoma	38
Passing Efficiency (114 ranked)	Kevin Hogan	50	137.3	Marcus Mariota, Oregon	191
Passing TDs (94 ranked)	Kevin Hogan	45	11	Connor Halliday, Washington St.	28
Passing Yards (125 ranked)	Kevin Hogan	55	1,537	Connor Halliday, Washington St.	3,344
Passing Yards Per Game (125 ranked)	Kevin Hogan	63	219.6	Connor Halliday, Washington St.	477.7
Passing Yards per Completion (114 ranked)	Kevin Hogan	70	11.73	Justin Thomas, Georgia Tech	19.18
Points Responsible For (199 ranked)	Kevin Hogan	50	84	Connor Halliday, Washington St.	168
Points Responsible For Per Game (197 ranked)	Kevin Hogan	56	12	J.T. Barrett, Ohio St.	24
				Connor Halliday, Washington St.	24
Punt Return TDs (4 ranked)	Ty Montgomery	4	1	Kaelin Clay, Utah	3
Punt Returns (68 ranked)	Ty Montgomery	6	18	Tyler Lockett, Kansas St.	26.8
Punting (109 ranked)	Ben Rhyne	100	38.8	Austin Rehkow, Idaho	48
Receiving Yards (200 ranked)	Ty Montgomery	78	441	Kevin White, West Virginia	1,020
Receiving Yards Per Game (200 ranked)	Ty Montgomery	87	63	Kevin White, West Virginia	145.7
Receptions Per Game (199 ranked)	Ty Montgomery	31	6.1	Nelson Spruce, Colorado	10.1
Rush Yards Per Carry (151 ranked)	Remound Wright	54	5.3	Tevin Coleman, Indiana	8.83
Rushing Yards (200 ranked)	Remound Wright	147	318	Tevin Coleman, Indiana	1,192
Rushing Yards Per Game (200 ranked)	Remound Wright	127	53	Melvin Gordon, Wisconsin	174.3
Sacks (93 ranked)	Peter Kalambayi	57	0.64	Hau'Oli Kikana, Washington	1.79
Scoring (198 ranked)	Jordan Williamson	152	5.9	Melvin Gordon, Wisconsin	14
Total Offense (200 ranked)	Kevin Hogan	65	231.6	Connor Halliday, Washington St.	460.6
Total Tackles (200 ranked)	Blake Martinez	107	7.7	David Mayo, Texas St.	13.8
	A.J. Tarpley	161	7.0		
Yards per Pass Attempt (114 ranked)	Kevin Hogan	58	7.32	Deshaun Watson, Clemson	10.5





### Single-Game Career Highs

Player	Rushing				Receiving				Passing			
	No.	Yds	TD	Lg	No.	Yds	TD	Lg	Cmp-Att-Int	Yds	TD	Lg
Burns	3	20	-	12	-	-	-	-	1-1-0	13	-	13
Cajuste	-	-	-	-	7	120	2	78	-	-	-	-
Carter	-	-	-	-	-	-	-	-	-	-	-	-
Cotton	-	-	-	-	1	39	1	19	-	-	-	-
Crower	-	-	-	-	-	-	-	-	8-13-0	95	1	42
Hogan	14	53	1	29	-	-	-	-	25-39-2	329	5	78
Hooper	-	-	-	-	4	63	1	27	-	-	-	0
Hopkins	-	-	-	-	1	6	-	6	-	-	-	-
Kaumatule	-	-	-	-	1	6	-	6	-	-	-	-
Lloyd	2	16	-	16	-	-	-	-	-	-	-	-
McCaffrey	3	28	-	10	2	52	-	52	-	-	-	-
Montgomery	5	38	1	34	9	160	4	72	-	-	-	-
Owusu	-	-	-	-	2	56	1	42	-	-	-	-
Pratt	-	-	-	-	4	56	-	35	-	-	-	-
Rector	1	27	-	27	4	104	1	48	-	-	-	-
Sanders	9	92	1	29	2	16	-	16	-	-	-	-
Seale	4	18	-	17	1	7	-	7	-	-	-	-
Skov, P.	2	4	-	4	1	16	-	16	-	-	-	-
Taboada	-	-	-	-	2	53	2	12	-	-	-	-
Trojan	-	-	-	-	3	22	-	12	-	-	-	-
Ward	1	11	-	11	1	9	-	9	-	-	-	-
Whitfield	-	-	-	-	3	51	1	30	-	-	-	-
Wright	14	98	1	53	2	35	-	35	-	-	-	-
Young	7	55	1	55	2	36	-	36	-	-	-	-

Player	Kick Returns				Punt Returns				All-Purpose Yds
	No.	Yds	TD	Lg	No.	Yds	TD	Lg	
Cajuste	-	-	-	-	-	-	-	-	115
Carter	2	54	-	30	-	-	-	-	54
Cotton	-	-	-	-	-	-	-	-	39
Crower	-	-	-	-	-	-	-	-	36
Davis	1	22	-	22	-	-	-	-	22
Hogan	-	-	-	-	-	-	-	-	54
Hooper	-	-	-	-	-	-	-	-	63
Hopkins	-	-	-	-	-	-	-	-	6
Kaumatule	-	-	-	-	-	-	-	-	5
Lloyd	-	-	-	-	-	-	-	-	16
McCaffrey	2	38	-	-	3	60	-	41	122
Montgomery	5	204	1	100	3	74	1	60	296
Owusu	-	-	-	-	-	-	-	-	56
Pratt	-	-	-	-	-	-	-	-	47
Rector	-	-	-	-	-	-	-	-	104
Sanders	-	-	-	-	1	29	-	29	92
Seale	-	-	-	-	-	-	-	-	18
Skov	1	19	-	19	-	-	-	-	26
Taboada	-	-	-	-	-	-	-	-	53
Tarpley	-	-	-	-	-	-	-	-	39
Trojan	1	-	-	-	-	-	-	-	22
Ward	1	30	-	-	-	-	-	-	30
Whitfield	-	-	-	-	3	25	-	25	52
Wright	2	58	-	36	-	-	-	-	101
Young	2	54	-	37	-	-	-	-	85



## Single-Game Career Highs

Player	Tackles			Fumbles		Int.	Lng	BU	Blck Kick	Saf	TD
	Total	TFL	Sack	FF	FR						
Anderson, H.	8	2.5	2.0	1	1	-	-	1	-	-	-
Anderson, K.	10	4.0	2.0	1	-	1	40	1	-	-	-
Alexander	4	-	-	-	-	-	-	-	-	-	-
Callihan	1	-	-	-	-	-	-	-	-	-	-
Carter	8	2.0	-	1	-	-	-	2	-	-	-
Cotton	1	-	-	-	-	-	-	-	-	-	-
Davis	3	-	-	-	-	1	-	1	-	-	-
Flacco	1	-	-	-	-	-	-	-	-	-	-
Harris	4	-	-	1	-	-	-	1	-	-	-
Hayes	1	1.0	1.0	-	-	-	-	-	-	-	-
Hemschoot	3	1.0	1.0	-	1	1	7	1	-	-	-
Hoffpauir	15	-	1.0	-	-	-	-	2	-	-	-
Hooper	1	-	-	-	-	-	-	-	-	-	-
Jones	1	-	-	-	-	-	-	-	-	-	-
Kaumatule	3	1.0	1.0	-	-	-	-	-	-	-	-
Kalambayi	6	3.0	3.0	-	-	1	-	-	-	-	-
Lloyd	2	-	-	-	-	-	-	-	-	-	-
Lueders	5	2.0	1.0	-	1	-	-	-	-	-	-
Lyons	9	2.0	-	-	-	2	2	1	-	-	-
Martinez	10	2.0	1.0	1	-	1	-	2	-	-	-
McCaffrey	3	-	-	-	-	-	-	-	-	-	-
Miller	1	-	-	-	-	-	-	-	-	-	-
Montgomery	1	-	-	-	-	-	-	-	-	-	-
Olugbode	7	0.5	-	-	1	-	-	2	-	-	-
Palma	4	1.0	-	-	-	-	-	-	-	-	-
Parry	5	1.5	1.0	-	-	-	-	1	-	-	-
Phillips	1	1.0	1.0	-	-	-	-	-	-	-	-
Pippens	1	-	-	-	-	-	-	1	-	-	-
Rhyne	1	-	-	-	-	-	-	-	-	-	-
Richards	11	2.0	1.0	1	-	2	30	4	-	-	1
Rotto	1	-	-	-	1	-	-	-	-	-	-
Shittu	4	0.5	0.5	-	-	-	-	1	-	-	-
Shober	1	-	-	-	-	-	-	-	-	-	-
Tarpley	12	2.0	1.0	1	1	1	15	1	-	-	-
Vaughters	9	2.0	1.0	1	1	-	-	1	-	-	-
Whitfield	1	-	-	-	-	-	-	-	-	-	-
Williamson	1	-	-	-	-	-	-	-	-	-	-

Player	Punts			Field Goals			PAT
	No.	Yds	Long	Att-Made	Long	Blkd	Att-Made
Rhyne	7	286	60	-	-	-	-
Ukropina	-	-	-	2-1	31	-	3-3
Williamson	-	-	-	5-4	48	-	6-6

# S @StanfordFBall

## History & Records

Year	Coach	Overall			Conference			Finish	Points	
		W	L	T	W	L	T		Stan.	Opp.
1891	None	3	1	0	–	–	–	–	52	26
1892	Walter Camp	1	0	2	–	–	–	–	44	29
1893	“Pop” Bliss	8	0	1	–	–	–	–	284	17
1894	Walter Camp	6	3	0	–	–	–	–	100	52
1895	Walter Camp	4	0	1	–	–	–	–	34	8
1896	H.P. Cross	2	1	1	–	–	–	–	30	4
1897	G.H. Brooke	4	1	0	–	–	–	–	54	26
1898	H.P. Cross	5	3	1	–	–	–	–	93	62
1899	Burr Chamberlain	2	5	2	–	–	–	–	61	78
1900	Fielding H. Yost	7	2	1	–	–	–	–	154	20
1901	C.M. Fickert	3	2	2	–	–	–	–	34	57
1902	C.L. Clemans	6	1	0	–	–	–	–	111	37
1903	James F. Lanagan	8	0	3	–	–	–	–	199	6
1904	James F. Lanagan	7	2	1	–	–	–	–	206	10
1905	James F. Lanagan	8	0	0	–	–	–	–	138	13
1906+	James F. Lanagan	6	2	1	–	–	–	–	87	29
1907+	James F. Lanagan	8	4	0	–	–	–	–	133	93
1908+	James F. Lanagan	12	2	0	–	–	–	–	218	39
1909+	George Presley	8	1	0	–	–	–	–	233	22
1910+	George Presley	7	1	0	–	–	–	–	189	25
1911+	George Presley	10	3	0	–	–	–	–	235	60
1912+	George Presley	5	3	1	–	–	–	–	88	42
1913+	Floyd C. Brown	8	3	0	–	–	–	–	214	149
1914+	Floyd C. Brown	10	0	0	–	–	–	–	288	43
1915+	Floyd C. Brown	10	0	1	–	–	–	–	370	64
1916+	Floyd C. Brown	9	1	0	–	–	–	–	256	109
1917+	Jim Wylie	1	0	0	–	–	–	–	15	11
1918	No official schedule	–	–	–	–	–	–	–	–	–
1919	Bob Evans	4	3	0	1	1	0	5th	130	46
1920	Walter Powell	4	3	0	2	1	0	2nd	82	65
1921	C.E. Van Gent	4	2	2	1	1	1	3rd	100	97
1922	Andrew Kerr	4	5	0	1	3	0	t-5th	63	96
1923	Andrew Kerr	7	2	0	2	2	0	t-4th	284	46
1924	Glenn “Pop” Warner	7	1	1	3	0	1	1st	179	69
1925	Glenn “Pop” Warner	7	2	0	4	1	0	2nd	231	71
1926	Glenn “Pop” Warner	10	0	1	4	0	0	1st	268	73
1927	Glenn “Pop” Warner	8	2	1	4	0	1	t-1st	162	82
1928	Glenn “Pop” Warner	8	3	1	4	1	1	3rd	274	69
1929	Glenn “Pop” Warner	9	2	0	5	1	0	2nd	288	53
1930	Glenn “Pop” Warner	9	1	1	4	1	0	3rd	252	69
1931	Glenn “Pop” Warner	7	2	2	2	2	1	6th	160	44
1932	Glenn “Pop” Warner	6	4	1	1	3	1	7th	171	58
1933	C.E. Thornhill	8	2	1	4	1	0	1st	131	43
1934	C.E. Thornhill	9	1	1	5	0	0	1st	224	43
1935	C.E. Thornhill	8	1	0	4	1	0	t-1st	121	13
1936	C.E. Thornhill	2	5	2	2	3	2	5th	80	109
1937	C.E. Thornhill	4	3	2	4	2	1	2nd	68	53
1938	C.E. Thornhill	3	6	0	2	5	0	8th	67	92
1939	C.E. Thornhill	1	7	1	0	6	1	9th	54	146
1940	Clark Shaughnessy	10	0	0	7	0	0	1st	196	85
1941	Clark Shaughnessy	6	3	0	4	3	0	4th	160	95
1942	Marchmont Schwartz	6	4	0	5	2	0	3rd	204	121
1943	No schedule – WW II	–	–	–	–	–	–	–	–	–
1944	No schedule – WW II	–	–	–	–	–	–	–	–	–
1945	No schedule – WW II	–	–	–	–	–	–	–	–	–
1946	Marchmont Schwartz	6	3	1	3	3	1	5th	222	148
1947	Marchmont Schwartz	0	9	0	0	7	0	10th	72	214
1948	Marchmont Schwartz	4	6	0	3	4	0	5th	164	159
1949	Marchmont Schwartz	7	3	1	4	2	0	t-3rd	366	121
1950	Marchmont Schwartz	5	3	2	2	2	2	4th	188	123
1951	Charles A. Taylor	9	2	0	6	1	0	1st	229	181
1952	Charles A. Taylor	5	5	0	2	5	0	t-6th	187	226
1953	Charles A. Taylor	6	3	1	5	1	1	2nd	246	148

Year	Coach	Overall			Conference			Finish	Points	
		W	L	T	W	L	T		Stan.	Opp.
1954	Charles A. Taylor	4	6	0	2	4	0	4th	123	229
1955	Charles A. Taylor	6	3	1	3	2	1	3rd	198	135
1956	Charles A. Taylor	4	6	0	3	4	0	6th	218	213
1957	Charles A. Taylor	6	4	0	4	3	0	5th	227	158
1958	Jack C. Curtice	2	8	0	2	5	0	7th	93	226
1959	Jack C. Curtice	3	7	0	0	4	0	5th	232	261
1960	Jack C. Curtice	0	10	0	0	4	0	5th	111	254
1961	Jack C. Curtice	4	6	0	1	3	0	t-4th	105	163
1962	Jack C. Curtice	5	5	0	2	3	0	4th	124	174
1963	John Ralston	3	7	0	1	4	0	6th	154	199
1964	John Ralston	5	5	0	3	4	0	5th	150	138
1965	John Ralston	6	3	1	2	3	0	t-5th	144	149
1966	John Ralston	5	5	0	1	4	0	8th	149	146
1967	John Ralston	5	5	0	3	4	0	t-4th	157	179
1968	John Ralston	6	3	1	3	3	1	3rd	268	162
1969	John Ralston	7	2	1	5	1	1	t-2nd	349	172
1970	John Ralston	9	3	0	6	1	0	1st	343	206
1971	John Ralston	9	3	0	6	1	0	1st	261	135
1972	Jack Christiansen	6	5	0	2	5	0	t-6th	266	183
1973	Jack Christiansen	7	4	0	5	2	0	3rd	244	240
1974	Jack Christiansen	5	4	2	5	1	1	2nd	197	228
1975	Jack Christiansen	6	4	1	5	2	0	t-3rd	322	279
1976	Jack Christiansen	6	5	0	5	2	0	3rd	239	284
1977	Bill Walsh	9	3	0	5	2	0	t-2nd	285	279
1978	Bill Walsh	8	4	0	4	3	0	t-4th	326	221
1979	Rod Dowhower	5	5	1	3	3	1	6th	259	239
1980	Paul Wiggin	6	5	0	3	4	0	t-6th	312	275
1981	Paul Wiggin	4	7	0	4	4	0	t-6th	314	281
1982	Paul Wiggin	5	6	0	3	5	0	7th	328	297
1983	Paul Wiggin	1	10	0	1	7	0	10th	159	293
1984	Jack Elway	5	6	0	3	5	0	t-7th	239	279
1985	Jack Elway	4	7	0	3	5	0	t-7th	245	313
1986	Jack Elway	8	4	0	5	3	0	t-4th	279	191
1987	Jack Elway	5	6	0	4	4	0	t-6th	262	268
1988	Jack Elway	3	6	2	1	5	2	9th	238	216
1989	Dennis Green	3	8	0	3	5	0	t-7th	187	258
1990	Dennis Green	5	6	0	4	4	0	t-6th	263	284
1991	Dennis Green	8	4	0	6	2	0	t-2nd	368	246
1992	Bill Walsh	10	3	0	6	2	0	t-1st	320	196
1993	Bill Walsh	4	7	0	2	6	0	t-8th	291	389
1994	Bill Walsh	3	7	1	2	6	0	t-8th	327	359
1995	Tyrone Willingham	7	4	1	5	3	0	4th	344	307
1996	Tyrone Willingham	7	5	0	5	3	0	3rd	247	229
1997	Tyrone Willingham	5	6	0	3	5	0	t-7th	276	317
1998	Tyrone Willingham	3	8	0	2	6	0	t-8th	261	365
1999	Tyrone Willingham	8	4	0	7	1	0	1st	418	364
2000	Tyrone Willingham	5	6	0	4	4	0	4th	261	294
2001	Tyrone Willingham	9	3	0	6	2	0	t-2nd	422	339
2002	Buddy Teevens	2	9	0	1	7	0	t-9th	225	377
2003	Buddy Teevens	4	7	0	2	6	0	t-8th	186	324
2004	Buddy Teevens	4	7	0	2	6	0	t-8th	242	233
2005	Walt Harris	5	6	0	4	4	0	t-4th	269	337
2006	Walt Harris	1	11	0	1	8	0	10th	127	377
2007	Jim Harbaugh	4	8	0	3	6	0	t-7th	235	339
2008	Jim Harbaugh	5	7	0	4	5	0	t-6th	315	329
2009	Jim Harbaugh	8	5	0	6	3	0	t-2nd	461	345
2010	Jim Harbaugh	12	1	0	8	1	0	2nd	524	226
2011	David Shaw	11	2	0	8	1	0	t-1st*	561	285
2012	David Shaw	12	2	0	8	1	0	1st*	390	241
2013	David Shaw	11	3	0	7	2	0	1st*	452	266
2014	David Shaw	4	3	0	2	2	0	--	168	86
<b>Totals</b>	<b>120th season</b>	<b>703</b>	<b>463</b>	<b>52</b>	<b>319</b>	<b>285</b>	<b>21</b>		<b>25,525</b>	<b>19,544</b>

\* denotes finish in North Division  
+ rugby



Coch	Seasons	Years	Won	Lost	Tied	Pct.
No Coach	1891	1	3	1	0	.750
Walter Camp	1892, '94-95	3	11	3	3	.735
Pop Bliss	1893	1	8	0	1	.944
H.P. Cross	1896, '98	2	7	4	2	.615
G.H. Brooke	1897	1	4	1	0	.800
Burr Chamberlain	1899	1	2	5	2	.333
Fielding H. Yost	1900	1	7	2	1	.750
C.M. Fickert	1901	1	3	2	2	.571
C.L. Clemans	1902	1	6	1	0	.857
James F. Lanagan	1903-08	6	49	10	5	.804
George Presley	1909-12	4	30	8	1	.782
Floyd C. Brown	1913-16	4	37	4	1	.892
Jim Wylie	1917	1	1	0	0	1.000
Bob Evans	1919	1	4	3	0	.571
Walter Powell	1920	1	4	3	0	.571
C.E. Van Gent	1921	1	4	2	2	.625
Andrew Kerr	1922-23	2	11	7	0	.611
Glenn "Pop" Warner	1924-32	9	71	17	8	.781
C.E. Thornhill	1933-39	7	35	25	7	.574
Clark Shaughnessy	1940-41	2	16	3	0	.842
Marchmont Schwartz	1942, '46-50	6	28	28	4	.500
Charles A. Taylor	1951-57	7	40	29	2	.577
Jack C. Curtice	1958-62	5	14	36	0	.280
John Ralston	1963-71	9	55	36	3	.601
Jack Christiansen	1972-76	5	30	22	3	.573
Rod Dowhower	1979	1	5	5	1	.500
Paul Wiggin	1980-83	4	16	28	0	.364
Jack Elway	1984-88	5	25	29	2	.463
Dennis Green	1989-91	3	16	18	0	.471
Bill Walsh	1977-78, '92-94	5	34	24	1	.585
Tyrone Willingham	1995-2001	7	44	36	1	.549
Buddy Teevens	2002-04	3	10	23	0	.303
Walt Harris	2005-06	2	6	17	0	.261
Jim Harbaugh	2007-10	4	29	21	0	.580
David Shaw	2011-present	4	38	10	0	.792
<b>Totals</b>		<b>120</b>	<b>703</b>	<b>463</b>	<b>52</b>	<b>.599</b>

## National Championships

Year	Coch	Overall Record	League Record	Bowl
1926	Pop Warner	10-0-1	4-0-0	Rose
1940	Clark Shaughnessy	10-0-0	7-0-0	Rose

Note: The 1926 team was declared national champions by the Dickinson System, Helms Athletic Foundation, National Championship Foundation and Sagarin Ratings. Although Minnesota was declared national champions in the final 1940 Associated Press Poll, which was the best-known and most widely circulated poll of sportswriters and broadcasters in determining the national champion, Stanford was recognized as national champions by the Billingsley Report, Helms Athletic Foundation and Poling System.

## Conference Championships

Year	Conference	Coch	Overall Record	League Record	Bowl
1924	Pacific Coast	Pop Warner	7-1-1	3-0-1	None
1926	Pacific Coast	Pop Warner	10-0-1	4-0-0	Rose
1927	Pacific Coast	Pop Warner	8-2-1	4-0-1 (tie)	Rose
1933	Pacific Coast	C.E. Thornhill	8-2-1	4-1-0 (tie)	Rose
1934	Pacific Coast	C.E. Thornhill	9-1-1	5-0-0	Rose
1935	Pacific Coast	C.E. Thornhill	8-1-0	4-1-0 (tie)	Rose
1940	Pacific Coast	Clark Shaughnessy	10-0-0	7-0-0	Rose
1951	Pacific Coast	Charles Taylor	9-2-0	6-1-0	Rose
1970	Pacific-8	John Ralston	9-3-0	6-1-0	Rose
1971	Pacific-8	John Ralston	9-3-0	6-1-0	Rose
1992	Pacific-10	Bill Walsh	10-3-0	6-2-0 (tie)	Blockbuster
1999	Pacific-10	Tyrone Willingham	8-4-0	7-1-0	Rose
2012	Pacific-12	David Shaw	12-2-0	8-1-0	Rose
2013	Pacific-12	David Shaw	11-3-0	7-2-0	Rose

## Unbeaten/Untied

Year	Record	Coch	Final AP Ranking
1905	8-0-0	James F. Lanagan	—
1940	10-0-0	Clark Shaughnessy	2

## Unbeaten

Year	Record	Coch	Final AP Ranking
1892	1-0-2	Walter Camp	—
1893	8-0-1	Pop Bliss	—
1895	4-0-1	Walter Camp	—
1903	8-0-3	James F. Lanagan	—
1926	10-0-1	Pop Warner	—

## 12-Win Seasons

Year	Record	Coch	Final AP Ranking
2010	12-1-0	Jim Harbaugh	4th
2012	12-2-0	David Shaw	7th

## 11-Win Seasons

Year	Record	Coch	Final AP Ranking
2011	11-2-0	David Shaw	7th
2013	11-3-0	David Shaw	11th

## 10-Win Seasons

Year	Record	Coch	Final AP Ranking
1926	10-0-1	Pop Warner	—
1940	10-0-0	Clark Shaughnessy	2
1992	10-3-0	Bill Walsh	9

## Nine-Win Seasons

Year	Record	Coch	Final AP Ranking
1929	9-2-0	Pop Warner	—
1930	9-1-1	Pop Warner	—
1934	9-1-1	C.E. Thornhill	—
1951	9-2-0	Chuck Taylor	7
1970	9-3-0	John Ralston	8
1971	9-3-0	John Ralston	10
1977	9-3-0	Bill Walsh	15
2001	9-3-0	Tyrone Willingham	16

## One-Loss Seasons

Year	Record	Coch	Final AP Ranking
1891	3-1-0	None	—
1896	2-1-1	H.P. Cross	—
1897	4-1-0	G.H. Brooke	—
1902	6-1-0	C.L. Clemens	—
1924	7-1-1	Pop Warner	—
1930	9-1-1	Pop Warner	—
1934	9-1-1	C.E. Thornhill	—
1935	8-1-0	C.E. Thornhill	—
2010	12-1-0	Jim Harbaugh	4th

Figures do not include rugby years from 1906-17.

### Individual Records

#### Rushing Attempts

##### Game

1.	45	Tyler Gaffney.....	vs. Oregon • 2013
2.	39	Tommy Vardell.....	vs. California • 1991
3.	38	Brad Muster.....	at UCLA • 1986
	38	Toby Gerhart.....	vs. Oregon • 2009
5.	37	Brad Muster.....	vs. Washington State • 1986
6.	36	Tyler Gaffney.....	vs. UCLA • 2013
7.	35	Stepfan Taylor.....	vs. Oklahoma State • 2012
8.	34	Ernie Nevers.....	vs. Notre Dame • 1925
	34	Brad Muster.....	at California • 1984
	34	J.R. Lemon.....	vs. Arizona State • 2003

##### Season

1.	343	Toby Gerhart.....	2009
2.	330	Tyler Gaffney.....	2013
3.	322	Stepfan Taylor.....	2012
4.	260	Brad Muster.....	1986
5.	247	Tommy Vardell.....	1991
6.	242	Stepfan Taylor.....	2011
7.	228	Jon Volpe.....	1988
8.	223	Stepfan Taylor.....	2010
9.	210	Toby Gerhart.....	2008
10.	197	Ray Handley.....	1964

##### Career

1.	843	Stepfan Taylor.....	2009-12
2.	730	Darrin Nelson.....	1977-78, 80-81
3.	703	Brad Muster.....	1984-87
4.	671	Toby Gerhart.....	2006-09
5.	559	Mike Mitchell.....	1993-97
6.	555	Kerry Carter.....	1999-02
7.	540	Anthony Bookman.....	1994-97
8.	498	Brian Allen.....	1998-01
9.	486	Tyler Gaffney.....	2009-11, 13
10.	481	Glyn Milburn.....	1990-92

#### Rushing Yards

##### Game

1.	223	Toby Gerhart.....	vs. Oregon • 2009
2.	220	Jon Volpe.....	at Washington • 1988
3.	211	Darrin Nelson.....	vs. San Jose State • 1977
4.	209	Lou Valli.....	at California • 1956
5.	205	Toby Gerhart.....	vs. Notre Dame • 2009
6.	204	Brad Muster.....	at California • 1984
7.	202	Darrin Nelson.....	at Washington State • 1980
8.	201	Ernie Caddell.....	vs. Dartmouth • 1930
9.	200	Darrin Nelson.....	vs. Tulane • 1978
	200	Toby Gerhart.....	vs. Washington • 2009

##### Season

1.	1,871	Toby Gerhart.....	2009
2.	1,709	Tyler Gaffney.....	2013
3.	1,530	Stepfan Taylor.....	2012
4.	1,330	Stepfan Taylor.....	2011
5.	1,188	Tommy Vardell.....	1991
6.	1,161	Darrin Nelson.....	1978
7.	1,137	Stepfan Taylor.....	2010
8.	1,136	Toby Gerhart.....	2008
9.	1,123	Brad Muster.....	1986
10.	1,105	Darrin Nelson.....	1977

##### Career

1.	4,300	Stepfan Taylor.....	2009-12
2.	4,169	Darrin Nelson.....	1977-78, 80-81
3.	3,522	Toby Gerhart.....	2006-09
4.	3,010	Brad Muster.....	1984-87
5.	2,672	Anthony Bookman.....	1994-97
6.	2,550	Mike Mitchell.....	1993-97
7.	2,500	Tyler Gaffney.....	2009-11, 13
8.	2,252	Glyn Milburn.....	1990-92
9.	2,162	Brian Allen.....	1998-01
10.	2,079	Kerry Carter.....	1999-02
11.	1,940	Anthony Kimble.....	2005-08
12.	1,893	Tommy Vardell.....	1988-91
13.	1,786	Bobby Grayson.....	1933-35
14.	1,768	Ray Handley.....	1963-65
15.	1,689	Vincent White.....	1979-82
16.	1,674	Jon Volpe.....	1987-90
17.	1,636	Kenneth Tolon.....	2001-04
18.	1,593	Bill Tarr.....	1953-55
19.	1,543	Scott Laidlaw.....	1972-73
20.	1,357	Jackie Brown.....	1969-71

#### Rushing Yards Per Attempt

##### Game

1.	22.5	Ethan Allen (4 for 90).....	vs. Arizona State • 1993
----	------	-----------------------------	--------------------------

##### Season (minimum 400 yards)

1.	11.50	Dick Hyland (38 for 437).....	1926
2.	8.24	Andrew Luck (55 for 453).....	2010
3.	6.56	Anthony Bookman (122 for 800).....	1997
4.	6.41	Pete Kmetovic (95 for 609).....	1940
5.	6.34	Darrin Nelson (183 for 1,161).....	1978
6.	6.07	Tyler Gaffney (74 for 449).....	2011
7.	5.98	Anthony Kimble (120 for 717).....	2008
8.	5.79	Vincent White (72 for 417).....	1981
9.	5.70	Darrin Nelson (194 for 1,105).....	1977
10.	5.61	Vincent White (88 for 494).....	1982

##### Career (minimum 1,000 yards)

1.	5.90	Phil Moffatt (193 for 1,139).....	1929-31
2.	5.71	Darrin Nelson (730 for 4,169).....	1977-81
3.	5.26	Vincent White (321 for 1,689).....	1979-82
4.	5.25	Toby Gerhart (671 for 3,522).....	2006-09
5.	5.18	Bob White (234 for 1,211).....	1948-50
6.	5.14	Tyler Gaffney (486 for 2,500).....	2009-11, 13
7.	5.10	Stepfan Taylor (843 for 4,300).....	2009-12
8.	5.02	Bubba Brown (215 for 1,080).....	1968-69
9.	4.95	Anthony Bookman (540 for 2,672).....	1994-97
10.	4.68	Glyn Milburn (481 for 2,253).....	1990-92





## Individual Records

### Rushing Touchdowns

#### Game

1.	4	Darrin Nelson.....at Oregon State • 1981
	4	Tommy Vardell.....at Notre Dame • 1990
	4	Kerry Carter.....vs. USC • 2000
	4	Kerry Carter.....at Oregon • 2001
	4	Toby Gerhart..vs. Washington State • 2008
	4	Toby Gerhart.....vs. California • 2009
	4	Stepfan Taylor.....vs. Arizona • 2010

#### Season

1.	28	Toby Gerhart.....2009
2.	22	Tommy Vardell.....1991
3.	21	Tyler Gaffney.....2013
4.	15	Toby Gerhart.....2008
	15	Stepfan Taylor.....2010
6.	14	Tommy Vardell.....1990
7.	13	Brad Muster.....1986
	13	Stepfan Taylor.....2012
9.	11	Skip Face.....1959
	11	Darrin Nelson.....1981

#### Career

1.	44	Toby Gerhart.....2006-09
2.	40	Stepfan Taylor.....2009-12
3.	39	Tommy Vardell.....1988-91
4.	33	Tyler Gaffney.....2009-11, 13
5.	28	Brad Muster.....1984-87
6.	24	Darrin Nelson.....1977-81
	24	Kerry Carter.....1999-02
8.	21	Mike Mitchell.....1993-97
9.	19	Bobby Grayson.....1933-35
10.	18	Anthony Kimble.....2005-08

### 100-yard Rushing Games

#### Season

1.	11	Toby Gerhart.....2009
2.	9	Tyler Gaffney.....2013
3.	8	Tommy Vardell.....1991
	8	Toby Gerhart.....2008
	8	Stepfan Taylor.....2012
6.	7	Stepfan Taylor.....2010
7.	6	Stepfan Taylor.....2011
8.	5	Darrin Nelson.....1978
	5	Darrin Nelson.....1980
	5	Brad Muster.....1986

#### Career

1.	21	Stepfan Taylor.....2009-12
2.	20	Toby Gerhart.....2006-09
3.	16	Darrin Nelson.....1977-78, 80-81
4.	11	Anthony Bookman.....1994-97
5.	10	Brad Muster.....1984-87
	10	Tyler Gaffney.....2009-11, 13
7.	9	Mike Mitchell.....1993-97
8.	8	Tommy Vardell.....1988-91
	8	Glyn Milburn.....1990-92
10.	6	Brian Allen.....1998-01

### Consecutive 100-yard Rushing Games

#### Season

1.	7	Toby Gerhart.....2009
2.	5	Stepfan Taylor.....2010
	5	Tyler Gaffney.....2013
4.	4	Darrin Nelson.....1980
	4	Tommy Vardell (twice).....1991
	4	Toby Gerhart.....2008

### Longest Rush

#### Game

1.	96	Bill Rogers.....vs. Oregon State • 1952
----	----	---

### Top Rushing Tandems

#### Season

1.	2,225	Toby Gerhart (1,871).....2009
		Andrew Luck (354).....2009
2.	2,064	Tyler Gaffney (1,709).....2013
		Kevin Hogan (355).....2013
3.	1,853	Toby Gerhart (1,136).....2008
		Anthony Kimble (717).....2008
3.	1,842	Tommy Vardell (1,188).....1991
		Glyn Milburn (654).....1991
4.	1,793	Stepfan Taylor (1,530).....2012
		Kevin Hogan (263).....2012

### Rushing Yards by a Quarterback

#### Game

1.	129	Don Bunce....vs. Washington State • 1969
----	-----	--

#### Season

1.	453	Andrew Luck.....2010
2.	362	Gene Washington.....1966
3.	355	Kevin Hogan.....2013
4.	354	Andrew Luck.....2009
5.	263	Kevin Hogan.....2012
6.	250	Don Bunce.....1971
7.	209	Jim Plunkett.....1970
8.	205	Randy Fasani.....2001
9.	194	Steve Thurlow.....1962
10.	193	Scott Frost.....1994

#### Career

1.	957	Andrew Luck.....2009-11
2.	702	Kevin Hogan.....2012-current
3.	481	Don Bunce.....1968-69, 71
4.	369	Jim Plunkett.....1968-70
5.	362	Gene Washington.....1966-68
6.	348	Randy Fasani.....1998-2001
7.	336	Alex Loukas.....2007-10
8.	299	Dave Lewis.....1964-66
9.	256	Scott Frost.....1993-94
10.	199	Trent Edwards.....2003-06
	199	Joe Borchard.....1998-99

### Rushing Touchdowns by a Quarterback

#### Game

1.	3	Josh Nunes.....vs. Arizona • 2012
----	---	-----------------------------------

#### Season

1.	6	Jim Plunkett.....1968
2.	5	John Paye.....1985

#### Career

1.	10	Jim Plunkett.....1968-70
2.	9	John Brodie.....1954-56
	9	John Paye.....1983-86

### Pass Attempts

#### Game

1.	68	Steve Smith.....vs. Notre Dame • 1989
2.	63	John Elway.....at Ohio State • 1982
3.	59	Steve Stenstrom.....at Notre Dame • 1994
	59	T.C. Ostrander.....vs. UCLA • 2007
5.	56	John Paye.....at San Diego State • 1985
6.	55	Mike Boryla.....at Oregon • 1972
7.	54	Todd Husak.....vs. San Jose State • 1998
8.	53	Guy Benjamin.....at UCLA • 1976
9.	52	Steve Smith.....vs. San Jose State • 1989
10.	51	Mike Cordova.....at Penn State • 1974
	51	Steve Dils.....at Washington State • 1978
	51	John Elway.....at Washington • 1981
	51	Steve Stenstrom.....vs. California • 1993

#### Season

1.	455	Steve Stenstrom.....1993
2.	447	Todd Husak.....1998
3.	419	Steve Dils.....1978
4.	405	John Elway.....1982
	405	John Paye.....1985
6.	404	Andrew Luck.....2011
7.	388	Jim Plunkett.....1970
8.	379	John Elway.....1980
9.	372	Andrew Luck.....2010
10.	366	John Elway.....1981
	366	Guy Benjamin.....1977

#### Career

1.	1,380	Steve Stenstrom.....1991-94
2.	1,246	John Elway.....1979-82
3.	1,198	John Paye.....1983-86
4.	1,064	Andrew Luck.....2009-11
5.	992	Jim Plunkett.....1968-70
6.	908	Todd Husak.....1996-99
7.	867	Trent Edwards.....2003-06
8.	844	Guy Benjamin.....1974-77
9.	726	Chris Lewis.....2000-03
10.	708	Jason Palumbis.....1988-91

### Individual Records

#### Pass Completions

##### Game

1.	40	John Paye.....at San Diego State • 1985
2.	39	Steve Smith .....vs. Notre Dame • 1989
3.	37	Steve Stenstrom.....at Notre Dame • 1994
4.	35	Guy Benjamin .....at UCLA • 1976
	35	John Elway.....at Ohio State • 1982
6.	34	Dick Norman .....vs. California • 1959
7.	33	John Elway.....at Purdue • 1981
	33	Andrew Luck .....at Arizona State • 2010
9.	32	Steve Dils .....at Washington State • 1978
	32	Steve Dils .....vs. Oklahoma • 1978

##### Season

1.	300	Steve Stenstrom.....1993
2.	288	Andrew Luck .....2011
3.	271	John Paye.....1985
4.	264	Steve Dils .....1978
5.	263	Andrew Luck .....2010
6.	262	John Elway.....1982
7.	248	John Elway.....1980
8.	234	Jason Palumbis.....1990
9.	233	Todd Husak.....1998
10.	231	Guy Benjamin .....1977

##### Career

1.	866	Steve Stenstrom.....1991-94
2.	774	John Elway.....1979-82
3.	715	John Paye.....1983-86
4.	713	Andrew Luck .....2009-11
5.	550	Jim Plunkett.....1968-70
6.	511	Guy Benjamin .....1974-77
7.	488	Trent Edwards .....2003-06
8.	483	Todd Husak.....1996-99
9.	442	Jason Palumbis.....1988-91
10.	420	Kevin Hogan.....2012-current

#### Passing Yards

##### Game

1.	450	Todd Husak.....vs. Oregon State • 1998
2.	430	Steve Dils .....at Washington State • 1978
3.	423	Andrew Luck .....at Arizona • 2009
4.	419	Todd Husak.....at UCLA • 1998
5.	418	John Elway.....at Purdue • 1981
6.	408	John Paye.....at Oregon • 1985
	408	Steve Stenstrom.....at UCLA • 1994
8.	407	John Elway.....at Ohio State • 1982
	407	Steve Stenstrom.....at Oregon • 1993
	407	Steve Stenstrom..vs. Oregon State • 1993

##### Season

1.	3,627	Steve Stenstrom.....1993
2.	3,517	Andrew Luck .....2011
3.	3,338	Andrew Luck .....2010
4.	3,242	John Elway.....1982
5.	3,153	Steve Dils .....1978
6.	3,092	Todd Husak.....1998
7.	2,980	Jim Plunkett.....1970
8.	2,946	Todd Husak.....1999
9.	2,889	John Elway.....1980
10.	2,822	Steve Stenstrom.....1994

##### Career

1.	10,911	Steve Stenstrom.....1991-94
2.	9,430	Andrew Luck .....2009-11
3.	9,349	John Elway.....1979-82
4.	7,809	Jim Plunkett.....1968-70
5.	7,669	John Paye.....1983-86
6.	6,834	Todd Husak.....1996-99
7.	6,215	Guy Benjamin .....1974-77
8.	5,443	Trent Edwards .....2003-06
9.	5,263	Kevin Hogan.....2012-current
10.	4,954	Jason Palumbis.....1988-91

#### Completion Percentage

##### Season (minimum 180 attempts)

1.	.713	Andrew Luck (288-404) .....2011
2.	.707	Andrew Luck (263-372) .....2010
3.	.686	Jason Palumbis (234-341) .....1990
4.	.670	Turk Schonert (148-221) .....1979
5.	.669	John Paye (271-405) .....1985
6.	.659	Steve Stenstrom (300-455) .....1993
7.	.654	John Elway (248-379) .....1980
8.	.652	Steve Stenstrom (217-333) .....1994
9.	.647	John Elway (262-405) .....1982
10.	.631	Guy Benjamin (231-366) .....1977

##### Career (minimum 300 attempts)

1.	.670	Andrew Luck (713-1,064) .....2009-11
2.	.639	Kevin Hogan (420-657) .....2012-current
3.	.631	Steve Dils (291-461) .....1977-78
4.	.628	Steve Stenstrom (866-1,380) .....1991-94
5.	.624	Jason Palumbis (442-708) .....1988-91
6.	.621	John Elway (774-1,246) .....1979-82
7.	.612	Chad Hutchinson (401-655) .....1996-97
8.	.605	Guy Benjamin (511-844) .....1974-77
9.	.597	John Paye (715-1,198) .....1983-86
10.	.569	Mark Butterfield (234-411) .....1992-95



## Individual Records

### Passing Efficiency

#### Season (minimum 180 attempts)

1.	170.2	Andrew Luck	2010	(263-372, 3,338 yards, 8 INT, 32 TD)
2.	169.7	Andrew Luck	2011	(288-404, 3,517 yards, 10 INT, 37 TD)
3.	163.2	Turk Schonert	1979	(148-221, 1,927 yards, 6 INT, 19 TD)
4.	151.5	Kevin Hogan	2013	(180-295, 2,630 yards, 10 INT, 20 TD)
5.	148.6	Steve Stenstrom	1994	(217-333, 2,822 yards, 6 INT, 16 TD)
6.	147.2	John Elway	1980	(248-379, 2,889 yards, 11 INT, 27 TD)
7.	146.3	Steve Stenstrom	1993	(300-455, 3,627 yards, 14 INT, 27 TD)
8.	145.6	John Elway	1982	(262-405, 3,242 yards, 12 INT, 24 TD)
9.	143.5	Andrew Luck	2009	(162-288, 2,575 yards, 4 INT, 13 TD)
10.	142.2	Bobby Garrett	1953	(118-205, 1,637 yards, 10 INT, 17 TD)

#### Career (minimum 300 attempts)

1.	162.8	Andrew Luck	2009-11	(713-1,064, 9,430 yards, 22 INT, 82 TD)
2.	146.1	Kevin Hogan	2012-current	(420-657, 5,263 yards, 17 INT, 40 TD)
3.	141.4	Steve Stenstrom	1991-94	(866-1,380, 10,911 yards, 38 INT, 74 TD)
4.	139.3	John Elway	1979-82	(774-1,246, 9,349 yards, 39 INT, 77 TD)
5.	138.8	Steve Dils	1977-78	(291-461, 3,488 yards, 15 INT, 26 TD)
6.	133.0	Randy Fasani	1999-01	(199-390, 3,088 yards, 11 INT, 25 TD)
7.	131.0	Guy Benjamin	1974-77	(511-844, 6,215 yards, 43 INT, 48 TD)
8.	129.5	Jim Plunkett	1968-70	(550-992, 7,809 yards, 48 INT, 53 TD)
9.	127.6	Mark Butterfield	1992-95	(234-411, 2,997 yards, 12 INT, 19 TD)
10.	126.0	Todd Husak	1996-99	(483-908, 6,834 yards, 24 INT, 41 TD)

### Touchdown Passes

#### Game

1.	6	John Elway	vs. Oregon State • 1980
2.	5	Mike Boryla	vs. Washington State • 1973
	5	Steve Dils	at Washington State • 1978
	5	John Elway	at Washington State • 1980
	5	John Elway	vs. Oregon State • 1982
	5	Steve Stenstrom	vs. Colorado • 1993
	5	Joe Borchard	vs. UCLA • 1999
	5	Kevin Hogan	vs. California • 2013
9.	4	Jim Plunkett	vs. San Jose State • 1968
	4	Jim Plunkett	at Purdue • 1969
	4	Jim Plunkett	at Washington • 1969
	4	Mike Cordova	vs. Army • 1975
	4	John Elway	at Purdue • 1982
	4	Steve Stenstrom	vs. San Jose State • 1994
	4	Mark Butterfield	vs. UCLA • 1995
	4	Chad Hutchinson	vs. Oregon • 1997
	4	Todd Husak	at Arizona State • 1999
	4	Randy Fasani	vs. San Jose State • 2000
	4	Randy Fasani	vs. Boston College • 2001
	4	Randy Fasani	vs. Arizona State • 2001
	4	Chris Lewis	vs. California • 2001
	4	Trent Edwards	at San Jose State • 2006
	4	Andrew Luck	vs. Sacramento State • 2010
	4	Andrew Luck	vs. Wake Forest • 2010
	4	Andrew Luck	vs. Oregon State • 2010
	4	Andrew Luck	vs. Virginia Tech • 2011
	4	Andrew Luck	at Duke • 2011
	4	Andrew Luck	at Washington State • 2011
	4	Andrew Luck	vs. Notre Dame • 2011
	4	Kevin Hogan	vs. Army • 2014

#### Season

1.	37	Andrew Luck	2011
2.	32	Andrew Luck	2010
3.	27	John Elway	1980
	27	Steve Stenstrom	1993
5.	25	Steve Dils	1978
6.	24	John Elway	1982
7.	22	Guy Benjamin	1977
8.	20	Jim Plunkett	1969
	20	John Elway	1981
	20	Kevin Hogan	2013

#### Career

1.	82	Andrew Luck	2009-11
2.	77	John Elway	1979-82
3.	74	Steve Stenstrom	1991-94
4.	53	Jim Plunkett	1968-70
5.	48	Guy Benjamin	1974-77
6.	41	Todd Husak	1996-99
7.	40	Kevin Hogan	2012-current
8.	38	John Paye	1983-86
9.	36	Trent Edwards	2003-06
10.	34	Chris Lewis	2000-03

### 300-yard Passing Games

#### Season

1.	8	Steve Stenstrom	1993
2.	6	John Elway	1982
3.	5	Steve Stenstrom	1994
	5	Todd Husak	1999
	5	Andrew Luck	2011
6.	4	Todd Husak	1998
7.	3	Jim Plunkett	1969
	3	John Elway	1981
	3	John Paye	1985
	3	Jason Palumbis	1990
	3	Mark Butterfield	1995
	3	Andrew Luck	2010

#### Career

1.	15	Steve Stenstrom	1991-94
2.	10	John Elway	1979-82
3.	9	Todd Husak	1996-99
	9	Andrew Luck	2009-11
5.	6	John Paye	1983-86
6.	4	Jim Plunkett	1968-70
7.	3	Guy Benjamin	1974-77
	3	Jason Palumbis	1988-91
	3	Mark Butterfield	1992-95

### Interceptions

#### Game

1.	5	Jim Plunkett	vs. Purdue • 1970
	5	John Elway	vs. San Jose State • 1981

#### Season

1.	20	Mike Boryla	1972
----	----	-------------	------

#### Career

1.	48	Jim Plunkett	1968-70
----	----	--------------	---------

### Longest Pass Play

#### Game

1.	98	Joe Borchard to Troy Walters (TD)	vs. UCLA • 1999
----	----	-----------------------------------	-----------------

### Individual Records

#### Pass Receptions

##### Game

1.	14	Eric Cross	..... at Hawai'i • 1972
	14	Vincent White	..... at UCLA • 1982
	14	Brad Muster	..... at Oregon • 1985
	14	Jim Price	..... at Notre Dame • 1989
5.	13	Gene Washington	..... at UCLA • 1968
	13	Darrin Nelson	..... vs. Ohio State • 1981
	13	Troy Walters	..... vs. Oregon • 1997
	13	DeRonnie Pitts	..... vs. USC • 2000
9.	12	Chris Burford	..... vs. California • 1959
	12	James Lofton	..... at Washington • 1977
	12	Vincent White	..... at Purdue • 1981
	12	Brad Muster	..... vs. Oregon State • 1985
	12	Brad Muster	..... at Arizona State • 1985
	12	Brian Morris	..... vs. UCLA • 1985
	12	Mark Harris	..... at Oregon • 1993
	12	Luke Powell	..... vs. San Jose State • 2003
	12	Mark Bradford	..... at Washington State • 2007

##### Season

1.	86	Troy Walters	..... 1997
2.	78	Brad Muster	..... 1985
3.	77	Troy Walters	..... 1999
	77	DeRonnie Pitts	..... 2000
5.	74	DeRonnie Pitts	..... 1998
6.	71	Gene Washington	..... 1968
	71	Chris Walsh	..... 1991
8.	69	Zach Ertz	..... 2012
9.	68	Vincent White	..... 1982
10.	67	Darrin Nelson	..... 1981
	67	Justin Armour	..... 1994

##### Career

1.	248	Troy Walters	..... 1996-99
2.	228	DeRonnie Pitts	..... 1997-00
3.	223	Darrin Nelson	..... 1977-78, 80-81
4.	198	Brad Muster	..... 1984-87
5.	169	Mark Bradford	..... 2003-07
6.	162	Vincent White	..... 1979-82
7.	158	Jeff James	..... 1984-87
8.	156	Justin Armour	..... 1991-94
9.	154	Ty Montgomery	..... 2011-14
10.	146	Ken Margerum	..... 1977-80
	146	Ed McCaffrey	..... 1986-87, 89-90
	146	Chris Walsh	..... 1988-91
	146	Glyn Milburn	..... 1990-92
	146	Brian Manning	..... 1993-96

#### Receiving Yards

##### Game

1.	278	Troy Walters	..... vs. UCLA • 1999
2.	237	Darrin Nelson	..... vs. Arizona State • 1981
3.	220	Justin Armour	..... at UCLA • 1994
4.	209	Troy Walters	..... at USC • 1997
5.	192	Troy Walters	..... at UCLA • 1998
	192	James Lofton	..... at Washington • 1977
7.	189	Mark Harris	..... at Oregon • 1993
8.	187	Mark Harris	..... at USC • 1995
9.	186	Troy Walters	..... vs. San Jose State • 1999
10.	185	Mark Bradford	..... vs. Arizona State • 2005

##### Season

1.	1,508	Troy Walters	..... 1999
2.	1,206	Troy Walters	..... 1997
3.	1,117	Gene Washington	..... 1968
4.	1,092	Justin Armour	..... 1994
5.	1,029	Ken Margerum	..... 1978
6.	1,021	Mark Harris	..... 1995
7.	1,012	DeRonnie Pitts	..... 1998
8.	1,010	James Lofton	..... 1977
9.	995	Chris Walsh	..... 1991
10.	958	Ty Montgomery	..... 2013

##### Career

1.	4,047	Troy Walters	..... 1996-99
2.	3,023	DeRonnie Pitts	..... 1997-00
3.	2,517	Ken Margerum	..... 1977-80
4.	2,491	Justin Armour	..... 1991-94
5.	2,469	Darrin Nelson	..... 1977-78, 80-81
6.	2,431	Mark Bradford	..... 2003-07
7.	2,365	Brian Manning	..... 1993-96
8.	2,333	Ed McCaffrey	..... 1986-87, 89-90
9.	2,306	Jeff James	..... 1984-87
10.	2,270	Emile Harry	..... 1981-84

#### Yards Per Catch

##### Game

1.	64.50	Bob Blunt (2-129)	..... vs. San Jose State • 1965
----	-------	-------------------	---------------------------------

##### Season (minimum 20 receptions)

1.	22.93	Devon Cajuste (28-642)	..... 2013
2.	21.17	Miles Moore (41-868)	..... 1971
3.	19.74	Randy Vataha (35-691)	..... 1969
4.	19.64	Luke Powell (45-884)	..... 2001
5.	19.62	Coby Fleener (34-667)	..... 2011
6.	19.58	Troy Walters (77-1,508)	..... 1999
7.	19.54	Brian Manning (46-899)	..... 1994
8.	19.36	Mike Tolliver (33-639)	..... 1981
9.	19.28	Emile Harry (25-482)	..... 1984
10.	18.96	Jon Pinckney (23-436)	..... 1989

##### Career (minimum 30 receptions)

1.	21.09	Bob Blunt (35-738)	..... 1964-66
2.	18.98	Devon Cajuste (47-892)	..... 2012-current
3.	18.90	Miles Moore (68-1,285)	..... 1971-72
4.	18.46	Emile Harry (123-2,270)	..... 1981-84
5.	18.22	Eric Mullins (41-747)	..... 1980-83
6.	18.00	James Lofton (72-1,295)	..... 1975-77
7.	17.82	Randy Vataha (89-1,586)	..... 1969-70
8.	17.24	Ken Margerum (146-2,517)	..... 1977-80
9.	17.07	Jack Lasater (67-1,144)	..... 1968-70
10.	16.86	Walter Batson (50-843)	..... 1987-90



## Individual Records

### Touchdown Receptions

#### Game

1. 4 Ken Margerum .....vs. Oregon State • 1980
- 4 Ty Montgomery .....vs. California • 2013

#### Season

1. 14 James Lofton .....1977
2. 11 Ken Margerum .....1978
- 11 Ken Margerum .....1980
4. 10 Ken Margerum .....1979
- 10 Troy Walters .....1999
- 10 Coby Fleener .....2011
- 10 Ty Montgomery .....2013
8. 9 Eric Cross .....1972
- 9 Doug Baldwin .....2010
10. 8 Gene Washington .....1968
- 8 Tony Hill .....1976
- 8 Vincent White .....1982
- 8 Jeff James .....1986
- 8 Ed McCaffrey .....1990
- 8 Troy Walters .....1997
- 8 DeRonnie Pitts .....1999
- 8 DeRonnie Pitts .....2000
- 8 Teyo Johnson .....2001
- 8 Teyo Johnson .....2002

#### Career

1. 32 Ken Margerum .....1977-80
2. 26 Troy Walters .....1996-99
3. 24 DeRonnie Pitts .....1997-00
4. 20 Justin Armour .....1991-94
5. 18 Tony Hill .....1973-76
- 18 Vincent White .....1979-82
- 18 Coby Fleener .....2008-11
- 18 James Lofton .....1975-77
- 18 Darrin Nelson .....1977-78, 80-81
10. 16 Jeff James .....1979-82
- 16 Teyo Johnson .....2001-02

### 100-yard Receiving Games

#### Season

1. 7 Gene Washington .....1968
- 7 Troy Walters .....1999
3. 6 Troy Walters .....1997
4. 5 Randy Vataha .....1970
- 5 Miles Moore .....1971
- 5 Ed McCaffrey .....1990
- 5 Justin Armour .....1994
- 5 Troy Walters .....1998
9. 4 James Lofton .....1977
- 4 Emile Harry .....1983
- 4 Chris Walsh .....1991
- 4 Mark Harris .....1995
- 4 DeRonnie Pitts .....1998
- 4 Luke Powell .....2001

#### Career

1. 19 Troy Walters .....1996-99
2. 10 DeRonnie Pitts .....1997-00
3. 8 Ed McCaffrey .....1986-90
- 8 Justin Armour .....1991-94
- 8 Mark Bradford .....2003-07
6. 7 Gene Washington .....1966-68
- 7 Randy Vataha .....1969-70
- 7 Emile Harry .....1981-84
- 7 Luke Powell .....2000-03
10. 6 Ken Margerum .....1977-80
- 6 Vincent White .....1979-82
- 6 Jeff James .....1984-87
- 6 Brad Muster .....1984-87
- 6 Mark Harris .....1993-95

### Longest Reception

#### Game

1. 98 Troy Walters from Joe Borchard (TD)  
vs. UCLA • 1999

### Total Offense Attempts

#### Game

1. 69 Steve Smith .....vs. Notre Dame • 1989  
(68 passing, 1 rushing)

#### Season

1. 512 Steve Stenstrom .....1992  
(455 passing, 57 rushing)

#### Career

1. 1,610 Steve Stenstrom .....1991-94  
(1,380 passing, 230 rushing)

### Total Offense

#### Game

1. 447 Todd Husak ..... vs. Oregon State • 1998
2. 443 Andrew Luck ..... at Arizona • 2009
3. 438 Steve Dils ..... at Washington State • 1978
4. 428 Todd Husak ..... at UCLA • 1998
5. 418 John Elway ..... at Ohio State • 1982
- 418 John Paye ..... at San Diego State • 1985
7. 416 Jim Plunkett ..... at Purdue • 1969
8. 413 John Paye ..... at Oregon • 1985
- 413 Steve Stenstrom ..... vs. Oregon State • 1993
10. 410 John Elway ..... at Purdue • 1981

#### Season

1. 3,791 Andrew Luck .....2010
2. 3,667 Andrew Luck .....2011
3. 3,398 Steve Stenstrom .....1993
4. 3,189 Jim Plunkett .....1970
5. 3,104 John Elway .....1982
6. 3,033 Steve Dils .....1978
7. 3,026 Todd Husak .....1998
8. 2,985 Kevin Hogan .....2013
9. 2,939 John Elway .....1980
10. 2,931 Todd Husak .....1999

#### Career

1. 10,387 Andrew Luck .....2009-11
2. 10,179 Steve Stenstrom .....1991-94
3. 9,070 John Elway .....1979-82
4. 8,178 Jim Plunkett .....1968-70
5. 7,539 John Paye .....1983-86
6. 6,680 Todd Husak .....1996-99
7. 6,043 Guy Benjamin .....1974-77
8. 5,965 Kevin Hogan .....2012-current
9. 5,642 Trent Edwards .....2003-06
10. 4,701 Jason Palumbis .....1988-91

### Individual Records

#### Points

##### Game

- 30 Darrin Nelson (5 TD) ..at Oregon State • 1981
- 30 Ty Montgomery (5 TD).... vs. California • 2013

##### Season

- 172 Toby Gerhart.....2009
- 132 Tommy Vardell.....1991
- 132 Tyler Gaffney.....2013
- 112 Nate Whitaker.....2010
- 101 Nate Whitaker.....2009
- 100 Skip Face.....1959
- 97 Jordan Williamson.....2013
- 96 Darrin Nelson.....1981
- 96 Brad Muster.....1986
- 96 Stepfan Taylor.....2010
- 96 Jordan Williamson.....2012

##### Career

- 327 Jordan Williamson.....2011-current
- 289 Eric Abrams.....1992-95
- 270 Stepfan Taylor.....2009-12
- 268 Toby Gerhart.....2006-09
- 256 Darrin Nelson.....1977-81
- 254 John Hopkins.....1987-90
- 252 Mark Harmon.....1981-84
- 247 Ken Naber.....1977-80
- 239 Michael Sgroi.....2002-05
- 236 Tommy Vardell.....1988-91

#### Touchdowns

##### Game

- 5 Darrin Nelson.....at Oregon State • 1981
- 5 Ty Montgomery.....vs. California • 2013

##### Season

- 28 Toby Gerhart.....2009
- 22 Tommy Vardell.....1991
- 22 Tyler Gaffney.....2013
- 16 Darrin Nelson.....1981
- 16 Brad Muster.....1986
- 16 Stepfan Taylor.....2010
- 15 Vincent White.....1982
- 15 Toby Gerhart.....2008
- 15 Stepfan Taylor.....2012
- 14 James Lofton.....1977
- 14 Tommy Vardell.....1990
- 14 Glyn Milburn.....1992
- 14 Ty Montgomery.....2013

##### Career

- 45 Stepfan Taylor.....2009-12
- 44 Toby Gerhart.....2006-09
- 42 Darrin Nelson.....1977-81
- 39 Tommy Vardell.....1988-91
- 37 Tyler Gaffney.....2009-11, 13
- 36 Brad Muster.....1984-87
- 32 Ken Margerum.....1977-80
- 31 Vincent White.....1979-80
- 29 Troy Walters.....1996-99
- 26 Kerry Carter.....1999-2002

#### Field Goals Made

##### Game

- 5 John Hopkins..... at California • 1990
- 5 Nate Whitaker.....at Notre Dame • 2010

##### Season

- 19 John Hopkins.....1988
- 18 Rod Garcia.....1973
- 18 John Hopkins.....1989
- 18 Jordan Williamson.....2013
- 17 Eric Abrams.....1992
- 17 Nate Whitaker.....2010
- 17 Jordan Williamson.....2012
- 16 Rod Garcia.....1971
- 16 Eric Abrams.....1995
- 16 Michael Sgroi.....2004
- 16 Nate Whitaker.....2009

##### Career

- 59 John Hopkins.....1987-90
- 55 Jordan Williamson.....2011-current
- 53 Eric Abrams.....1992-95
- 50 Mark Harmon.....1981-84
- 47 Michael Sgroi.....2002-05
- 44 Rod Garcia.....1971-73
- 41 Ken Naber.....1977-80
- 34 Mike Biselli.....1998-01
- 33 Nate Whitaker.....2009-10
- 28 Kevin Miller.....1995-98

#### Field Goal Attempts

##### Game

- 6 John Hopkins (5-6) .... at California • 1990
- 5 Rod Garcia (0-5).....vs. San Jose State • 1971
- 5 Nate Whitaker (5-5).....at Notre Dame • 2010
- 5 Jordan Williamson (4-5) ..vs. Oregon • 2013

##### Season

- 31 Rod Garcia (16-31) .....1971
- 31 John Hopkins (18-31) .....1989
- 29 Rod Garcia (18-29) .....1973
- 27 Mike Michel (12-27) .....1976
- 27 Derek Belch (15-27).....2007
- 27 Jordan Williamson (17-27).....2012
- 26 Mike Langford (15-26) .....1974
- 24 Rod Garcia (10-24) .....1972
- 24 John Hopkins (19-24) .....1988
- 24 Michael Sgroi (16-24).....2004

##### Career

- 88 John Hopkins (59-88) .....1987-90
- 84 Rod Garcia (44-84) .....1971-73
- 80 Jordan Williamson (55-80) .....2011-current
- 76 Eric Abrams (53-76).....1992-95
- 75 Michael Sgroi (47-75).....2002-05
- 71 Ken Naber (41-71) .....1977-80
- 70 Mark Harmon (50-70) .....1981-84
- 50 Steve Horowitz (23-50).....1968-70
- 49 Mike Biselli (34-49) .....1998-01
- 48 Kevin Miller (28-48) .....1995-98

#### Field Goals Percentage

##### Season

- .895 Nate Whitaker (17-19) .....2010
- .857 Mark Harmon (12-14) .....1981
- .842 Eric Abrams (16-19).....1995
- .824 Aaron Zagory (14-17).....2008
- .818 Jordan Williamson (18-22) .....2013
- .810 Eric Abrams (17-21).....1992
- .792 John Hopkins (19-24).....1988
- .789 Mike Biselli (15-19) .....1999
- .778 Mark Harmon (14-18) .....1984
- .727 Nate Whitaker (16-22) .....2009

##### Career (minimum 20 attempts)

- .805 Nate Whitaker (33-41) .....2009-10
- .733 Aaron Zagory (22-30) .....2005-08
- .714 Mark Harmon (50-70) .....1981-84
- .697 Eric Abrams (53-76).....1992-95
- .694 Mike Biselli (34-49) .....1998-01
- .688 Jordan Williamson (55-80) ... 2011-current
- .670 John Hopkins (59-88) .....1987-90
- .627 Michael Sgroi (47-75) .....2002-05
- .583 Kevin Miller (28-48) .....1995-98
- .577 Ken Naber (41-71) .....1977-80

#### Longest Field Goal Made

##### Game

- 59 Rod Garcia..... at USC • 1973
- 59 Mark Harmon..... at Purdue • 1981

#### Extra Points Made

##### Game

- 9 Gary Kerkorian..... vs. Idaho • 1949
- 9 Mark Harmon.....at Oregon State • 1981

##### Season

- 61 Nate Whitaker (61-66) .....2010
- 54 Jordan Williamson (54-56) .....2011
- 53 Nate Whitaker (53-53) .....2009
- 49 Mike Biselli (49-52) .....1999
- 48 Mike Biselli (48-50) .....2001
- 45 Jordan Williamson (45-46) .....2012
- 43 Jordan Williamson (43-44) .....2013
- 42 Aaron Mills (42-42) .....1991
- 41 Steve Horowitz (41-43) .....1969
- 36 Mark Harmon (36-37) .....1982
- 36 Steve Horowitz (36-41) .....1970

##### Career

- 162 Jordan Williamson (162-164) ..2011-current
- 130 Eric Abrams (130-136) .....1992-95
- 123 Mike Biselli (123-131) .....1998-01
- 122 Ken Naber (122-134) .....1977-80
- 114 Nate Whitaker (114-119) .....2009-10
- 102 Mark Harmon (102-106) .....1981-84
- 98 Michael Sgroi (98-101).....2002-05
- 89 Steve Horowitz (89-100).....1968-70
- 87 Gary Kerkorian (87-101) .....1949-51
- 77 John Hopkins (77-80) .....1987-90





## Individual Records

### Extra Point Percentage

#### Season

1.	1.000	Mark Harmon (13-13) .....	1983
	1.000	John Hopkins (25-25) .....	1988
	1.000	John Hopkins (15-15) .....	1989
	1.000	Aaron Mills (42-42) .....	1991
	1.000	Michael Sgroi (32-32) .....	2005
	1.000	Derek Belch (26-26) .....	2007
	1.000	Nate Whitaker (53-53) .....	2009
	1.000	Bill Shoemaker (18-18) .....	1968
	1.000	Braden Beck (12-12) .....	1963

#### Career

1.	1.000	Aaron Mills (50-50) .....	1991-94
	1.000	Derek Belch (26-26) .....	2004-07
3.	.988	Jordan Williamson (162-164) ..	2011-current
4.	.970	Michael Sgroi (98-101) .....	2002-05
5.	.964	Braden Beck (27-28) .....	1963-64
6.	.963	John Hopkins (77-80) .....	1987-90
7.	.962	Mark Harmon (102-106) .....	1981-84
8.	.959	David Sweeney (71-74) .....	1984-87
9.	.958	Nate Whitaker (114-119) .....	2009-10
10.	.956	Eric Abrams (130-136) .....	1992-95

### Consecutive Extra Points

#### Career

1.	71	John Hopkins	1987-90 (last 14 in '87, 25-25 in '88, 15-15 in '89, first 17 in '90)
2.	66	Nate Whitaker	2009-10 (53-53 in '09, first 13 in '10)

### Punt Returns

#### Game

1.	13	Phil Moffatt .....	vs. Dartmouth • 1930
----	----	--------------------	----------------------

#### Season

1.	41	Phil Moffatt .....	1930
2.	36	Luke Powell .....	2003
3.	34	Alan Grant .....	1989
	34	Glyn Milburn .....	1992
5.	32	Thomas Henley .....	1986
6.	30	Alan Grant .....	1988
	30	Troy Walters .....	1997
8.	29	Eric Cross .....	1970
	29	Ray Anderson .....	1974
	29	Troy Walters .....	1996

#### Career

1.	93	Alan Grant .....	1986-89
2.	91	Troy Walters .....	1996-99
3.	85	Luke Powell .....	2000-03
4.	81	Glyn Milburn .....	1990-92
5.	72	Phil Moffatt .....	1929-31
6.	71	Drew Terrell .....	2009-12
7.	70	Eric Cross .....	1970-72
8.	50	Darrin Nelson .....	1977-78, 80-81

### Punt Return Yards

#### Game

1.	139	Ozzie Grenardo (4) .....	vs. Cornell • 1991
----	-----	--------------------------	--------------------

#### Season

1.	589	Glyn Milburn (34) .....	1992
2.	472	Phil Moffatt (41) .....	1930
3.	446	Alan Grant (27) .....	1987
4.	424	Troy Walters (30) .....	1997
5.	389	Thomas Henley (32) .....	1986
6.	358	Eric Cross (29) .....	1970
7.	332	Troy Walters (29) .....	1996
8.	325	Luke Powell (36) .....	2003
9.	308	Luke Powell (21) .....	2001
10.	299	Craig Zaltosky (21) .....	1973

#### Career

1.	1,079	Glyn Milburn (81) .....	1990-92
2.	974	Troy Walters (91) .....	1996-99
3.	894	Alan Grant (93) .....	1986-89
4.	882	Luke Powell (85) .....	2000-03
5.	797	Drew Terrell (71) .....	2009-12
6.	718	Phil Moffatt (72) .....	1929-31
7.	663	Eric Cross (70) .....	1970-72
8.	469	Darrin Nelson (50) .....	1977-78, 80-81
9.	466	Thomas Henley (38) .....	1983-86

### Punt Return Average

#### Game

1.	37.0	Ty Montgomery (2-74) ..	vs. UC Davis • 2014
2.	34.8	Ozzie Grenardo (4-139) ..	vs. Cornell • 1991

#### Season

1.	17.32	Glyn Milburn (34-589) .....	1992
2.	16.52	Alan Grant (27-446) .....	1987
3.	14.67	Luke Powell (21-308) .....	2001
4.	14.24	Craig Zaltosky (21-299) .....	1973
5.	14.13	Troy Walters (30-424) .....	1997
6.	12.70	Darrin Nelson (20-254) .....	1978
7.	12.172	Eric Cross (29-353) .....	1970
8.	12.167	Drew Terrell (18-219) .....	2010
9.	12.156	Thomas Henley (32-389) .....	1986
10.	12.13	Drew Terrell (24-291) .....	2012

#### Career

1.	14.67	Randy Vataha (15-220) .....	1969-70
2.	13.32	Glyn Milburn (81-1,079) .....	1990-92
3.	12.26	Thomas Henley (38-466) .....	1983-86
4.	12.22	Craig Zaltosky (32-391) .....	1972-73
5.	11.23	Drew Terrell (71-797) .....	2009-12
6.	10.70	Troy Walters (91-974) .....	1996-99
7.	10.38	Luke Powell (85-882) .....	2000-03
8.	10.21	Craig Ritchey (28-286) .....	1963-65
9.	10.09	Mark Marquess (22-222) .....	1966-68
10.	10.06	Gordy Young (17-171) .....	1954-56

### Kickoff Returns

#### Game

1.	8	Mike Dotterer .....	vs. Arizona State • 1981
----	---	---------------------	--------------------------

#### Season

1.	37	Chris Owusu .....	2009
2.	36	Ryan Wells .....	2002
	36	Ty Montgomery .....	2013
4.	29	Vincent White .....	1980
5.	28	Ray Anderson .....	1974
6.	27	Kevin T. Scott .....	1988
	27	Ty Montgomery .....	2011
8.	25	Ray Anderson .....	1975
	25	Ken Williams .....	1982
	25	Mike Mitchell .....	1993

#### Career

1.	95	Ryan Wells .....	1999-02
2.	83	Ty Montgomery .....	2011-current
3.	78	Chris Owusu .....	2008-11
4.	76	Damon Dunn .....	1994-97
5.	66	Ray Anderson .....	1973-75
6.	62	Kevin T. Scott .....	1987-90
7.	54	Glyn Milburn .....	1990-92
8.	53	Vincent White .....	1979-82
9.	52	T.J. Rushing .....	2002-05
10.	49	Thomas Henley .....	1983-86

### Kickoff Return Yards

#### Game

1.	204	Ty Montgomery (4) ..	vs. Washington • 2013
----	-----	----------------------	-----------------------

#### Season

1.	1,167	Chris Owusu (37) .....	2009
2.	1,091	Ty Montgomery (36) .....	2013
3.	715	Ryan Wells (36) .....	2002
4.	680	Ty Montgomery (27) .....	2011
5.	656	Damon Dunn (22) .....	1995
6.	653	T.J. Rushing (23) .....	2004
7.	603	Vincent White (29) .....	1980
8.	596	Kevin T. Scott (27) .....	1988
9.	594	Glyn Milburn (24) .....	1990
10.	584	Mike Dotterer (24) .....	1981

#### Career

1.	2,383	Ty Montgomery (86) .....	2011-current
2.	2,132	Chris Owusu (78) .....	2008-11
3.	2,071	Ryan Wells (95) .....	1999-02
4.	2,067	Damon Dunn (76) .....	1994-97
5.	1,409	T.J. Rushing (52) .....	2002-05
6.	1,356	Ray Anderson (66) .....	1973-75
7.	1,256	Glyn Milburn (54) .....	1990-92
8.	1,238	Kevin T. Scott (62) .....	1987-90
9.	1,121	Vincent White (53) .....	1979-82
10.	1,106	Kevin B. Scott (46) .....	1983-86

### Individual Records

#### Kickoff Return Average

##### Game

1. 99.00 T.J. Rushing (1-99) vs. BYU • 2004

##### Season (minimum 12 returns)

1. 33.92 Ron Inge (12-407) 1973
2. 31.54 Chris Owusu (37-1,167) 2009
3. 30.31 Ty Montgomery (36-1,091) 2013
4. 29.82 Damon Dunn (22-656) 1995
5. 29.08 Reggie Sanderson (13-378) 1972
6. 28.40 T.J. Rushing (23-653) 2004
7. 27.38 T.J. Rushing (21-575) 2005
8. 27.25 Kevin B. Scott (12-327) 1986
9. 27.21 Marlon Evans (19-517) 1995
10. 27.06 Damon Dunn (16-433) 1996

##### Career (minimum 20 returns)

1. 27.82 Ron Inge (28-779) 1973-76
2. 27.71 Ty Montgomery (86-2,383) 2011-current
3. 27.33 Chris Owusu (78-2,132) 2008-11
4. 27.20 Damon Dunn (76-2,067) 1994-97
5. 27.10 T.J. Rushing (52-1,409) 2002-05
6. 25.21 Doug Baldwin (28-706) 2007-10
7. 24.04 Kevin B. Scott (46-1,106) 1983-86
8. 23.26 Glyn Milburn (54-1,256) 1990-92
9. 23.17 Mike Dotterer (29-672) 1979-82
10. 22.89 Reggie Sanderson (36-824) 1970-72

#### Kickoff Return for Touchdown

##### Game

1. 1 multiple.....last by Ty Montgomery at Utah • 2013

##### Season

1. 3 Chris Owusu .....2009

##### Career

1. 3 Damon Dunn.....1994-97
- 3 T.J. Rushing..... 2002-05
- 3 Chris Owusu .....2008-11
- 3 Ty Montgomery .....2011-current

#### Opening Kickoff Return for Touchdown

##### Game

1. 1 Ty Montgomery .... vs. Washington (2013)
- 1 Chris Owusu ... vs. San Jose State (2009)\*
- 1 Chris Owusu ..... vs. Washington (2009)\*  
\*back-to-back games

#### Longest Kickoff Return for Touchdown

##### Game

1. 100 Bob Bryan..... vs. San Francisco • 1950
- 100 Damon Dunn..... at Arizona State • 1994
- 100 Ty Montgomery ..... at Utah • 2013

#### All-Purpose Yards

##### Game

1. 379 Glyn Milburn..... at California • 1990  
(196 rushing, 66 receiving, -6 PR, 123 KOR)

##### Season

1. 2,234 Glyn Milburn.....1992  
(870 rushing, 459 receiving, 589 PR, 316 KOR)
2. 2,222 Glyn Milburn.....1990  
(729 rushing, 632 receiving, 267 PR, 594 KOR)
3. 2,208 Ty Montgomery .....2013  
(159 rushing, 958 receiving, 1,091 KOR)
4. 2,028 Toby Gerhart.....2009  
(1,871 rushing, 157 receiving)
5. 1,998 Darrin Nelson.....1981  
(1,014 rushing, 846 receiving, 138 PR)
6. 1,929 Troy Walters .....1999  
(6 rushing, 1,508 receiving, 131 PR, 284 KOR)
7. 1,915 Chris Owusu .....2009  
(66 rushing, 682 receiving, 1,167 KOR)
8. 1,898 Darrin Nelson.....1978  
(1,161 rushing, 470 receiving, 254 PR, 13 KOR)
9. 1,817 Stepan Taylor .....2012  
(1,530 rushing, 287 receiving)
10. 1,783 Darrin Nelson.....1977  
(1,105 rushing, 601 receiving, 77 PR)

##### Career

1. 7,120 Darrin Nelson.....1977-78, 80-81  
(4,169 rushing, 2,469 receiving, 469 PR, 13 KOR)
2. 6,146 Glyn Milburn.....1990-92  
(2,253 rushing, 1,558 receiving, 1,079 PR, 1256 KOR)
3. 5,515 Troy Walters .....1996-99  
(5 rushing, 4,047 receiving, 974 PR, 489 KOR)
4. 5,095 Stepan Taylor .....2009-12  
(4,300 rushing, 778 receiving, 17 KOR)
5. 4,791 Ty Montgomery .....2011-current  
(266 rushing, 1,962 receiving, 180 PR, 2,383 KOR)
6. 4,747 Brad Muster.....1984-87  
(3,010 rushing, 1,722 receiving, 15 KOR)
7. 4,662 Vincent White.....1979-82  
(1,689 rushing, 1,722 receiving, 130 PR, 1,121 KOR)
8. 4,072 Anthony Bookman.....1994-97  
(2,672 rushing, 561 receiving, 210 PR, 629 KOR)
9. 3,917 Toby Gerhart.....2006-09  
(3,522 rushing, 395 receiving)
10. 3,842 Chris Owusu .....2008-11  
(176 rushing, 1,534 receiving, 2,132 KOR)

#### Punts

##### Game

1. 16 Ernie Nevers..... vs. USC • 1923

##### Season

1. 89 Paul Stonehouse.....1992
2. 86 Eric Johnson .....2003
3. 78 Jay Ottovegio.....2007
4. 71 Dave Ottmar.....1972
- 71 Tom Lynn.....1974
- 71 Kevin Miller.....1998
7. 68 Kevin Miller.....1996
- 68 Sean Tolpinrud.....1999
9. 67 Jay Ottovegio.....2005
10. 66 Mike Michel.....1976
- 66 Tripp Hardin.....1983
- 66 Jay Ottovegio.....2004
- 66 Daniel Zychlinski.....2012

##### Career

1. 272 Jay Ottovegio.....2004-07
2. 257 Kevin Miller.....1995-98
3. 253 Paul Stonehouse.....1989-92
4. 224 Eric Johnson .....2000-03
5. 197 Doug Robison .....1984-87
6. 142 Ken Naber.....1977-80
7. 128 David Green.....2008-11
8. 124 Dave Ottmar.....1972-73
9. 115 Dave Lewis.....1964-66
10. 114 Tripp Hardin.....1982-83

#### Punting Yardage

##### Game

1. 565 Ernie Nevers (12) ..... at USC • 1925

##### Season

1. 3,724 Paul Stonehouse (89).....1992
2. 3,687 Eric Johnson (86) .....2003
3. 3,215 Jay Ottovegio (78) .....2007
4. 2,846 Daniel Zychlinski (66).....2012
5. 2,826 Kevin Miller (71) .....1998
6. 2,765 Tripp Hardin (66) .....1983
7. 2,750 Kevin Miller (68) .....1996
8. 2,744 Dave Ottmar (71) .....1972
9. 2,728 Jay Ottovegio (66) .....2004
10. 2,723 Jay Ottovegio (67) .....2005

##### Career

1. 11,083 Jay Ottovegio (272).....2004-07
2. 10,336 Kevin Miller (257) .....1995-98
3. 9,933 Paul Stonehouse (253).....1989-92
4. 8,926 Eric Johnson (224) .....2000-03
5. 8,210 Doug Robison (197) .....1984-87
6. 5,851 Ken Naber (142).....1977-80
7. 5,237 David Green (128).....2008-11
8. 4,943 Dave Ottmar (124).....1972-73
9. 4,879 Dave Lewis (115).....1964-66
10. 4,670 Tripp Hardin (114).....1982-83



## Individual Records

### Punting Average

#### Season

1.	45.70	Doug Robison (44-2,011) .....	1987
2.	44.90	Dave Lewis (29-1,302) .....	1965
3.	43.74	Dave Lewis (34-1,487) .....	1964
4.	43.32	Kevin Miller (59-2,556) .....	1997
5.	43.12	Daniel Zychlinski (66-2,846) .....	2012
6.	42.88	Ben Rhyne (52-2,230) .....	2013
7.	42.87	Eric Johnson (86-3,687) .....	2003
8.	42.39	Ken Naber (62-2,628) .....	1979
9.	42.24	Aaron Mills (63-2,661) .....	1993
10.	41.89	Tripp Hardin (66-2,765) .....	1983

#### Career

1.	42.43	Dave Lewis (115-4,879) .....	1964-66
2.	42.23	Daniel Zychlinski (97-4,096) .....	2009-12
3.	41.68	Doug Robison (197-8,210) .....	1984-87
4.	41.55	Aaron Mills (110-4,570) .....	1993-94
5.	41.20	Ken Naber (142-5,851) .....	1977-80
6.	40.96	Tripp Hardin (114-4,670) .....	1982-83
7.	40.91	David Green (128-5,237) .....	2008-11
8.	40.75	Jay Ottovegio (272-11,083) .....	2004-07
9.	40.22	Kevin Miller (257-10,336) .....	1994-98
10.	39.86	Dave Ottmar (124-4,943) .....	1972-73

### Interceptions

#### Game

1.	4	Bobby Grayson .....	vs. Washington • 1934
2.	3	Tim Smith .....	at Arizona • 1999
3.	3	Tim Smith .....	vs. Washington State • 1998
3.	3	Leroy Pruitt .....	at Northwestern • 1994
3.	3	Toi Cook .....	vs. San Jose State • 1986
3.	3	Benny Barnes .....	at Washington • 1971

#### Season

1.	9	Phil Moffatt .....	1930
	9	Bobby Garrett .....	1953
3.	8	Phil Moffatt .....	1929
	8	Benny Barnes .....	1971
	8	Toi Cook .....	1986
6.	7	Jim Kaffen .....	1972
7.	6	Steve Murray .....	1972
	6	Brad Humphreys .....	1987
	6	Vaughn Bryant .....	1992
	6	Tim Smith .....	1998
	6	Tim Smith .....	1999
	6	Ed Reynolds .....	2012

#### Career

1.	20	Phil Moffatt .....	1929-31
2.	17	Toi Cook .....	1983-86
3.	16	Tim Smith .....	1996-99
4.	14	Brad Humphreys .....	1985-87
5.	11	Dick Ragsdale .....	1962-64
	11	Leroy Pruitt .....	1993-96
7.	10	John Guillory .....	1964-66
	10	Vaughn Bryant .....	1990-93
	10	Bo McNally .....	2006-09
10.	9	Bobby Garrett .....	1951-53
	9	Benny Barnes .....	1970-71
	9	Steve Murray .....	1970-72
	9	Randy Poltl .....	1971-73
	9	Rich Walters .....	1974-76
	9	Charles Hutchings .....	1980-83
	9	Tank Williams .....	1998-01
	9	Oshiomogho Atogwe .....	2001-04

### Longest Interception Return

#### Game

1.	95	Tom Work .....	vs. Occidental • 1926
----	----	----------------	-----------------------

### Tackles

#### Game

1.	27	Dave Wyman .....	at California • 1986
2.	23	Don Parish .....	vs. Oregon State • 1968
	23	Don Parish .....	at USC • 1969
4.	22	Pat Preston .....	at Washington State • 1968
	22	Gordy Ceresino .....	vs. LSU • 1977
6.	21	Gordon Riegel .....	at Washington State • 1972
7.	20	Dave Wyman .....	vs. Washington • 1986
	20	Pat Moore .....	at Washington State • 1972
	20	Jim Merlo .....	vs. Oregon State • 1972
	20	Jim Merlo .....	at Washington State • 1972
	20	Gordy Ceresino .....	vs. Georgia • 1978

#### Season

1.	196	Gordy Ceresino .....	1977
2.	173	Dave Wyman .....	1986
3.	167	Gordy Ceresino .....	1978
4.	164	Jim Merlo .....	1972
5.	159	Gordy Ceresino .....	1976
6.	155	Jono Tunney .....	1988
7.	154	Drew Palin .....	1974
8.	150	Gordon Riegel .....	1974
9.	144	Dave Wyman .....	1983
10.	143	Don Parish .....	1968

#### Career

1.	571	Gordy Ceresino .....	1975-78
2.	462	Dave Wyman .....	1982-84, 86
3.	430	Jono Tunney .....	1987-90
4.	394	Matt Soderlund .....	1982-85
5.	355	Don Parish .....	1967-69
6.	353	Shayne Skov .....	2009-13
7.	348	Chuck Evans .....	1976-79
8.	347	Duncan McColl .....	1974-76
9.	332	Chris Draft .....	1994-97
10.	309	Pat Preston .....	1967-69

### Individual Records

#### Tackles for Loss

##### Season

1.	28	Ron George.....	1990
2.	26	Duncan McColl .....	1975
	26	Ron George.....	1992
4.	24	Kailee Wong.....	1996
5.	23.5	Trent Murphy.....	2013
6.	23	Duncan McColl .....	1976
7.	22	Kailee Wong.....	1997
	22	Rob Hinckley.....	1988
9.	20	Willie Howard.....	1999
	20	Riall Johnson.....	2000

##### Career

1.	72	Ron George.....	1990-92
2.	57	Duncan McColl .....	1974-76
3.	54	Kailee Wong.....	1994-97
4.	53	Riall Johnson.....	1997-00
5.	52.5	Trent Murphy.....	2010-13
6.	50.5	Chase Thomas.....	2009-12
7.	50	Garin Veris .....	1981-84
8.	49	David Garnett.....	1989-92
9.	44	Chuck Evans.....	1976-79
10.	41	Willie Howard.....	1997-00

#### Sacks

##### Game

1.	5	Riall Johnson ..vs. Washington State •	1999
----	---	--	------

##### Season

1.	17	Duncan McColl .....	1976
2.	15	Ron George.....	1992
	15	Riall Johnson.....	2000
	15.0	Trent Murphy .....	2013
5.	14	Kailee Wong.....	1996
	14	Riall Johnson.....	1999
7.	13	Rob Hinckley.....	1988
8.	12	Kailee Wong.....	1997
9.	10	Ron George.....	1990
	10	Willie Howard.....	1999
	10	Jon Alston.....	2004
	10.0	Trent Murphy .....	2012

##### Career

1.	36	Riall Johnson.....	1997-00
2.	33	Ron George.....	1990-92
3.	32.5	Trent Murphy.....	2010-13
4.	28	Kailee Wong.....	1994-97
5.	27.5	Chase Thomas.....	2009-12
6.	25	Duncan McColl .....	1974-76
	25	Garin Veris .....	1981-84
8.	22.5	Willie Howard.....	1997-00
9.	21.5	Carl Hansen.....	1994-97
	21.5	Jon Alston.....	2002-05

[Career records include all-time bowl games]

### Team Records

#### Single Game (Offense)

##### Scoring

Points.....	82
	vs. Mare Island • 1923
	vs. UCLA • 1925
Points in a Half [since 1958].....	42
	vs. California • 2013
Points in a Quarter [since 1958] .....	35
	at Washington State • 1991
Touchdowns.....	12
	vs. UCLA • 1925
Field Goals Made .....	5
	at California • 1990
	at Notre Dame • 2010
Field Goal Attempts .....	6
	at California • 1990
Extra Points Made .....	9
	vs. Idaho • 1949
	at Oregon State • 1981
	vs. California • 2013
Extra Point Attempts.....	10
	vs. Wake Forest • 2010

##### Rushing

Yards .....	446
	vs. Washington • 2011
Fewest Yards.....	34
	vs. UCLA • 1997
Touchdowns.....	7
	vs. Washington State • 2008

##### Passing

Attempts.....	68
	vs. Notre Dame • 1989
Fewest Attempts .....	0 • multiple
Completions .....	40
	at San Diego State • 1985
Fewest Completions .....	0 • multiple
Yards .....	581
	vs. Arizona State • 1981
Fewest Yards [since 1958].....	51
	at UCLA • 2008
Interceptions .....	5
	at Purdue • 1970
	vs. San Jose State • 1981
Touchdowns.....	6
	vs. Oregon State • 1980
	vs. Cal • 2013

##### Total Offense

Most Total Yards.....	693
	vs. Arizona State • 1981
Fewest Total Yards .....	52
	vs. Arizona • 2006



## Team Records

### Single Game (Special Teams)

#### Punt Returns

Returns .....	13
vs. Dartmouth • 1930	
Return Yards .....	158
vs. Washington • 1990	

#### Kickoff Returns

Returns .....	10
vs. Oregon • 2007	
Return Yards .....	296
vs. Oregon • 2007	
Return for Touchdowns .....	1 • multiple
last at Utah • 2013	

#### Punting

Punts .....	16
vs. USC • 1923	
Fewest Punts .....	0 • multiple
last vs. San Jose State • 2013	

#### First Downs

First Downs .....	43
vs. Idaho • 1928	
34 [modern record]	
at Washington State • 1980	

#### Penalties

Fewest Penalties .....	0 (multiple)
last vs. UC Davis • 2005	

### Season (Offense)

#### Rushing

Attempts .....	584 (2,904 yards) • 2013
Yards .....	2,904 (584 attempts) • 2013
Yards Per Attempt .....	5.3 (536-2,837) • 2009
Yards Per Game .....	248.1 (2,481-10) • 1949
Touchdowns .....	39 • 2009

#### Passing

Attempts .....	513 • 1998
Completions .....	308 • 1993
Completion Percentage .....	.712 (297-417) • 2011
Intercepted .....	26 • 1954
Yards .....	3,712 (237-420) • 1999
Yards Per Game .....	337.2 (3709 -11) • 1993
Touchdowns .....	38 • 2011

#### Total Offense

Total Yards .....	6,361 • 2011
(2,738 rushing, 3,623 passing)	
Fewest Yards .....	2,377 • 1961
(1,476 rushing, 901 passing)	
Most Yards Per Game .....	491.9 • 1969
Fewest Yards Per Game .....	231.9 • 2006

#### Scoring

Points .....	561 • 2011
Points Per Game .....	43.2 • 2011
(561 in 13 games)	
Touchdowns .....	73 • 2011
Field Goals .....	20 • 2013
Extra Points .....	68 • 2011
Extra Point Percentage .....	1.000 • multiple
(last in 2009)	

#### Punt Returns

Returns .....	46 • 1967
Return Yards .....	613 • 1992
Return Average .....	16.1 (20-322) • 1963
Returns for Touchdowns .....	3 • 1992, 2000

#### Kickoff Returns

Returns .....	64 • 2007
Return Yards .....	1597 (58) • 2009
Return Average .....	27.5 (58-1,597) • 2009
Returns for Touchdowns .....	3 • 2009

#### Punting

Most Punts .....	89 • 1992
Fewest Punts .....	32 • 1957, 2010
Punting Average .....	43.5 (53-2,305) • 1987

#### First Downs

First Downs .....	325 • 2011
By Passing .....	172 • 2011
By Rushing .....	142 • 2010

#### Penalties

Fewest Penalties Per Game .....	4.4 • 1967
Fewest Penalty Yards Per Game .....	35.7 • 2006

### Single Game (Defense)

#### Scoring Defense

Points Allowed .....	72
at UCLA • 1954	
Points Allowed in a Half [since 1958] .....	48
at Texas • 1999	
Points Allowed in a Quarter [since 1958] .....	30
vs. San Jose State • 1975	

#### Rushing Defense

Fewest Rushing Yards .....	-36
at California • 1998	

#### Pass Defense

Fewest Passing Yards [modern record] .....	9
vs. Army • 2014	
Most Quarterback Sacks .....	10
vs. Washington State • 2012	

#### Total Defense

Fewest Total Yards .....	76
at Colorado • 2012	

#### Interceptions

Interceptions .....	7
vs. Washington • 1934	
at Oregon State • 1987	

### Season (Defense)

#### Rushing Defense

Fewest Yards Allowed .....	1,097 • 2011
Fewest Yards Allowed Per Game .....	84.4 • 2011
Fewest Yards Allowed Per Attempt .....	2.61 • 1971

#### Pass Defense

Fewest Yards Allowed .....	770 • 1961
Fewest Yards Allowed Per Game .....	77.0 • 1961
Most Quarterback Sacks .....	57 • 2012

#### Total Defense

Fewest Yards Allowed .....	2,361 • 1965
Fewest Yards Allowed Per Game .....	226.2 • 1971

#### Interceptions

Interceptions .....	26 • 1972
Returns for Touchdowns .....	4 • 2012

#### Scoring

Fewest Points Allowed .....	4 (4 games) • 1896
13 (9 games) • 1935	

### Team

Consecutive Wins .....	17 • 2010-11
(last 8 of 2010, first 9 of 2011)	
Consecutive Losses .....	11 • 1959-60, 2005-06
(last 1 of 1959, 10 in 1960)	
(last 2 of 2005, first 9 of 2006)	
Unbeaten Streak .....	17 • 2010-11
(last 8 of 2010, first 9 of 2011)	
Consecutive Wins in Conference Games .....	14
(last 7 of 2010, first 7 of 2011)	
Consecutive Wins at Home .....	17
(last 2 of 2011, 7 of 2012, 7 of 2013, first 1 of 2014)	
Consecutive Games Scored In .....	95 • 1967-1976
Consecutive Shutouts .....	9 • 1903, 1904-05
(last 6 of 1904, first 3 of 1905)	
4 [modern record] • 1930, 1931	
Consecutive Games Shut Out .....	2 • multiple
last in 1961 at Washington (0-13) and vs. UCLA (0-20)	

## Team Records

### Most Points Scored

Points	Opponent	Year
82	UCLA (0) .....	1925
82	Mare Island (0) .....	1923
74	Hawai'i (20) .....	1949
68	San Jose State (20) .....	1968
68	Wake Forest (24) .....	2010
67	Army (14) .....	1975
65	Washington (21) .....	2011
63	California (13) .....	2013
63	San Jose State (26) .....	2002
63	at Oregon State (9) .....	1981
63	at Washington State (16) .....	1970
63	Idaho (0) .....	1949
63	San Jose State (21) .....	1969
59	U.S.S. Boston (0) .....	1919
59	UC Davis (0) .....	1932
58	Oregon (49) .....	1997
58	Washington State (0) .....	2008
57	Fort Baker (0) .....	1903
57	at UCLA (0) .....	1929
57	Cal Tech (7) .....	1930
57	Utah Agriculture (0) .....	1904
57	San Jose State (3) .....	2011
56	Cornell (6) .....	1991
56	at USC (48) [3OT] .....	2011
55	at Washington State (17) .....	2013
55	San Francisco (7) .....	1950
55	Santa Clara (6) .....	1923
55	at USC (21) .....	2009
54	Idaho (7) .....	1942
54	Washington State (17) .....	1999
54	Oregon State (13) .....	1980
54	Washington State (14) .....	1975
54	San Jose State (0) .....	1953
54	San Jose State (38) .....	1959
54	Arizona (48) [OT] .....	2012
52	Sacramento State (17) .....	2010
51	15th Infantry (0) .....	1905
51	Arizona State (28) .....	2001
51	Arizona (37) .....	2001
51	San Jose State (20) .....	1994
51	Oregon (42) .....	2009
50	at Port Townsend (0) .....	1893
50	at Arizona (22) .....	1999
50	at Arizona State (30) .....	1999
50	Duke (13) .....	2012

### Combined Score

Points	Opponent	Year
107	Oregon (W, 58-49) .....	1997
104	at USC (W, 56-48) [3OT] .....	2011
102	Arizona (W, 54-48) [OT] .....	2012
98	Arizona State (L, 36-62) .....	1981
94	Hawaii (W, 74-20) .....	1949
93	Oregon (W, 51-42) .....	2009
92	San Jose State (W, 54-38) .....	1959
92	Wake Forest (W, 68-24) .....	2010
91	Washington State (L, 42-49) .....	1984
91	at Oregon (L, 28-63) .....	1998
91	at Oregon (W, 49-42) .....	2001
89	San Jose State (W, 63-26) .....	2002
89	Arizona State (L, 24-65) .....	2002
88	San Jose State (W, 68-20) .....	1968
88	at Arizona (W, 51-37) .....	2001
86	at Texas (L, 17-69) .....	1999
86	Oregon (L, 31-55) .....	2007
86	Washington (W, 65-21) .....	2011

### Largest Margin of Victory

Margin	Opponent	Year
82	UCLA (82-0) .....	1925
82	Mare Island (82-0) .....	1923
63	Idaho (63-0) .....	1949
59	U.S.S. Boston (59-0) .....	1919
59	UC Davis (59-0) .....	1932
58	Washington State (58-0) .....	2008
57	Fort Baker (57-0) .....	1903
57	Utah Aggies (57-0) .....	1904
57	at UCLA (57-0) .....	1929
54	Hawai'i (74-20) .....	1949
54	San Jose State (54-0) .....	1953
54	at Oregon State (63-9) .....	1981
54	San Jose State (57-3) .....	2011
53	Army (67-14) .....	1975
51	15th Infantry (51-0) .....	1905
50	at Port Townsend (50-0) .....	1893
50	Cal Tech (57-7) .....	1930
50	Cornell (56-6) .....	1991
50	California (63-13) .....	2013

### Largest Margin of Defeat

Margin	Opponent	Year
72	at UCLA (0-72) .....	1954
52	at Texas (17-69) .....	1999
51	at Michigan (0-51) .....	1976
50	Notre Dame (7-57) .....	2003
49	Michigan (0-49) .....	1902
49	at USC (0-49) .....	1977
49	UCLA (0-49) .....	1987
47	USC (7-54) .....	1952
46	UCLA (13-59) .....	1973
43	vs. Army (0-43) .....	1948
42	UCLA (13-55) .....	1959
42	USC (0-42) .....	2006
41	at Arizona State (24-65) .....	2002
40	at Oregon State (3-43) .....	2003

### Most Points Allowed

Points	Opponent	Year
72	at UCLA (0) .....	1954
69	at Texas (17) .....	1999
65	at Arizona State (24) .....	2002
63	at Oregon (28) .....	1998
62	Arizona State (36) .....	1981
59	UCLA (13) .....	1973
57	Notre Dame (7) .....	2003
55	Oregon (31) .....	2007
55	Oregon (21) .....	1994
55	UCLA (13) .....	1959
54	USC (7) .....	1952
53	Oregon (30) .....	2011
52	Washington (16) .....	1990
52	Oregon (31) .....	2010
51	at Michigan (0) .....	1976
51	at USC (21) .....	2005

### Overtime Games (5-4)

Year	Result	Opponent
1996	W, 27-24 .....	vs. Oregon
1998	L, 38-44 .....	at Arizona State
2000	W, 36-30 .....	at California
2005	L, 27-30 .....	vs. UCLA
2011	W, 56-48 .....	at USC [3OT]
2012	L, 38-41 .....	vs. Oklahoma State (Fiesta Bowl)
2012	W, 54-48 .....	vs. Arizona
2012	L, 13-20 .....	at Notre Dame
2012	W, 17-14 .....	at Oregon





## Longest Plays

### Touchdown Run

1. 96 Bill Rogers ..... vs. Oregon State • 1952
2. 94 Casey Moore .....vs. California 1999
3. 90 Dave Lewis .....vs. Tulane • 1966
4. 86 John Winesberry ..vs. San Jose State • 1972
5. 83 Buck Fawcett ..... vs. Santa Clara • 1941
- 83 Anthony Kimble.....at Washington • 2008
7. 82 Ethan Allen..... vs. Arizona State • 1993
- 82 J.R. Lemon .....vs. USC • 2004
9. 81 Ken Afflerbaugh...vs. Oregon State • 1931
10. 80 Bob White .....vs. USC • 1948
- 80 Reggie Sanderson .....at USC • 1971
- 80 Darrin Nelson.....at Oregon State • 1981
- 80 Brian Allen .....at Washington • 2001

### Touchdown Pass

1. 98 Joe Borchard to Troy Walters.....1999  
vs. UCLA
2. 96 Jim Plunkett to Randy Vataha .....1970  
at Washington State
3. 92 Steve Stenstrom to Glyn Milburn ..1991  
vs. Oregon State
4. 91 Steve Stenstrom to Brian Manning ...1993  
vs. Arizona
5. 84 Bobby Garrett to Ron Cook.....1953  
at USC
- 84 Randy Fasani to Kerry Carter .....2000  
at Washington State
7. 83 Brian Johnson to Jon Pinckney .....1989  
at Arizona State
8. 82 Brian Johnson to Walter Batson.....1987  
vs. California
9. 81 Andrew Luck to Doug Baldwin .....2010  
vs. Sacramento State
10. 80 John Elway to Emile Harry .....1980  
vs. Arizona State
- 80 Chad Hutchinson to Damon Dunn....1997  
vs. Oregon
- 80 Joe Borchard to Troy Walters .....1998  
vs. Washington State
13. 79 Jim Plunkett to Gene Washington ..1968  
vs. San Jose State
- 79 Chris Lewis to Luke Powell .....2001  
vs. California
15. 78 Don Bunce to Miles Moore .....1971  
at Army
- 78 Todd Husak to DeRonnie Pitts.....1998  
at Arizona State

### Field Goal

1. 59 Rod Garcia .....at USC • 1973
- 59 Mark Harmon..... at Purdue • 1981
3. 57 Mark Harmon.....vs. Illinois • 1984
4. 56 Ken Naber .....vs. UCLA • 1979
5. 55 Mike Langford .....at USC • 1975
6. 54 Rod Garcia ..... at Oregon • 1972
- 54 John Hopkins...vs. San Jose State • 1989
- 54 Nate Whitaker ..... at Wake Forest • 2009
9. 53 Rod Garcia .....vs. UCLA • 1973
- 53 Mark Harmon... vs. Washington State • 1984
11. 52 Braden Beck.. at Washington State • 1964
- 52 Rod Garcia .....at USC • 1972
- 52 Mike Langford ..... vs. Michigan • 1974
- 52 Mike Michel ..... at Penn State • 1976
- 52 Mike Michel .....at Army • 1976
- 52 Mark Harmon.....at Oregon State • 1983
- 52 Mike Biselli.. vs. Washington State • 1999
- 52 Derek Belch....vs. San Jose State • 2007
- 52 Aaron Zagory ...vs. San Jose State • 2008

### Punt

1. 79 Frankie Albert .. vs. Oregon State • 1940
2. 75 Stan Anderson ..... at California • 1932
- 75 Dave Lewis..... at California • 1964
- 75 Kevin Miller ..... vs. Utah • 1996
5. 71 Mike Durket..... vs. California • 1947
6. 70 Tom Lynn .....at USC • 1975
- 70 Doug Robison .. vs. Arizona State • 1984
- 70 Paul Stonehouse.. vs. Washington State • 1992
- 70 David Green ..... vs. Arizona • 2008
10. 68 Mike Michel ..... at California • 1976

### Kickoff Return for Touchdown

1. 100 Bob Bryan ..... vs. San Francisco • 1950
- 100 Damon Dunn.....at Arizona State • 1994
- 100 Ty Montgomery ..... at Utah • 2013
4. 99 T.J. Rushing ..vs. Brigham Young • 2004
- 99 Ty Montgomery . vs. Washington • 2013
6. 98 Nate Kirtman ... vs. Oregon State • 1967
7. 96 Bob Stansberry ..... vs. Montana • 1933
- 96 Bob Mathias.....at USC • 1951
- 96 Ron Inge..... at Oregon State • 1973
- 96 Marlon Evans ..... at Oregon • 1995
- 96 Ty Montgomery ..at Washington State • 2011
12. 95 Kevin T. Scott..... at California • 1988
13. 94 Chris Owusu...vs. San Jose State • 2009
14. 93 Damon Dunn..... vs. USC • 1996
- 93 T.J. Rushing ..... at Navy • 2005
16. 91 Damon Dunn...at San Jose State • 1995
- 91 Chris Owusu..... vs. Washington • 2009

### Punt Return for Touchdown

1. 92 Thomas Henley..... vs. Oregon • 1986
2. 90 Luke Powell .....vs. UCLA • 2003
3. 81 Ozzie Grenardo .....vs. Cornell • 1991
4. 80 Murray Cuddeback.. vs. Olympic Club • 1923
5. 79 Glyn Milburn .....at Oregon State • 1992
6. 77 Alan Grant .. at Washington State • 1987
- 77 Troy Walters... at Washington State • 1997
8. 76 Vincent White.....vs. Washington • 1982
- 76 Glyn Milburn ..... at California • 1992
- 76 Drew Terrell ..... vs. Duke • 2012
11. 75 Glyn Milburn .....at UCLA • 1992
- 75 Troy Walters... at Washington State • 1996

### Interception Return for Touchdown

1. 95 Tom Work..... vs. Occidental • 1926
2. 85 Ralph Phillips.....vs. Army • 1975
3. 79 Leroy Pruitt • Josh Madsen .. vs. Michigan State • 1996
4. 78 Alan Grant ..... vs. San Jose State • 1988
5. 72 Wopamo Osaisai.....vs. Arizona • 2006
6. 71 Gordy Riegel ..... at California • 1972
- 71 Ed Reynolds ..... vs. Duke • 2012
8. 67 Jack Taylor ....vs. San Jose State • 1957
- 67 Ruben Carter .. vs. Washington State • 1999



### Team

+300 yards passing.....	2014
312 • vs. UC Davis	
+400 yards passing.....	2013
417 • vs. Cal	
+500 yards passing.....	1981
581 • vs. Arizona State	
-100 yards passing .....	2013
88 • vs. Oregon State	
+300 yards rushing.....	2011
300 • at Oregon State	
+400 yards rushing.....	2011
446 • vs. Washington	
+500 yards total offense .....	2013
517 • vs. Arizona State (Pac-12)	
+600 yards total offense .....	2013
603 • vs. Cal	
-200 yards total offense .....	2008
193 • at TCU	
-150 yards total offense .....	2006
145 • at Arizona State	
Top-25 win at home .....	2013
vs. No. 25 Notre Dame (W, 27-20)	
Top-20 win at home .....	2013
vs. No. 2 Oregon (W, 26-20)	
Top-15 win at home .....	2013
vs. No. 2 Oregon (W, 26-20)	
Top-10 win at home .....	2013
vs. No. 2 Oregon (W, 26-20)	
Top-5 win at home .....	2013
vs. No. 2 Oregon (W, 26-20)	
Top-25 win on road .....	2013
at No. 11 Arizona State (W, 38-14)	
Top-20 win on road .....	2013
at No. 11 Arizona State (W, 38-14)	
Top-15 win on road .....	2013
at No. 11 Arizona State (W, 38-14)	
Top-10 win on road .....	2012
at No. 1 Oregon (W, 17-14) [OT]	
Top-5 win on road .....	2012
at No. 1 Oregon (W, 17-14) [OT]	
Forced five turnovers.....	2010
vs. Oregon State	
Threw three interceptions.....	2010
vs. Oregon State	
No turnovers.....	2013
at Arizona State (Pac-12)	
Four turnovers and won .....	2012
vs. Oregon State	
No offensive touchdown.....	2012
at Notre Dame (L, 13-20) [OT]	
Two defensive touchdowns.....	2013
vs. Washington State (W, 55-17)	
Two interceptions returned for touchdowns ..	2013
vs. Washington State (W, 55-17)	
Defensive shutout at home .....	2014
vs. Army (W, 35-0)	
Defensive shutout on road .....	2012
at Colorado (W, 48-0)	
Overtime game.....	2012
at Oregon (W, 17-14)	

### Individual

#### Rushing

+100 yards .....	2013 at Arizona State (Pac-12)
133 • Tyler Gaffney	
+200 yards .....	2009 vs. Notre Dame
205 • Toby Gerhart	
+50-yard rush .....	2013 at Arizona State
69 • Tyler Gaffney	
+75-yard rush.....	2008 at Washington
83 • Anthony Kimble	
+30 rushing attempts.....	2013 vs. Notre Dame
33 • Tyler Gaffney	
+40 rushing attempts.....	2013 vs. Oregon
45 • Tyler Gaffney	
Two 100-yard rushers .....	2011 vs. Washington
Stepfan Taylor (138) • Tyler Gaffney (117)	
Rush TD and Rec TD .....	2014 vs. Army
Ty Montgomery (4, 32)	

#### Passing

+300 yards .....	2013 vs. Cal
329 • Kevin Hogan	
+350 yards .....	2009 vs. Arizona
360 • Josh Nunes	
+400 yards .....	2009 at Arizona
423 • Andrew Luck	
+30 completions.....	2010 at Arizona State
33 • Andrew Luck	
+50 attempts .....	2007 vs. UCLA
59 • T.C. Ostrander	
+50-yard completion.....	2014 vs. UC Davis
52 • Kevin Hogan to Christian McCaffrey	
+75-yard completion.....	2013 vs. Arizona State (Pac-12)
78 • Kevin Hogan to Devon Cajuste	
Four touchdowns.....	2014 vs. Army
4 • Kevin Hogan	
Five touchdowns.....	2013 vs. Cal
5 • Kevin Hogan	
Six touchdowns.....	1980 vs. Oregon State
6 • John Elway	

#### Receiving

+10 receptions .....	2012 at Oregon
11 • Zach Ertz	
+100 yards.....	2013 vs. Arizona State (Pac-12)
120 • Devon Cajuste	
+150 yards.....	2013 vs. Cal
160 • Ty Montgomery	
+200 yards.....	1999 vs. UCLA
278 • Troy Walters	
+250 yards.....	1999 vs. UCLA
278 • Troy Walters	

### Individual

#### Defense

15+ tackles.....	2014 vs. Washington State
15 • Zach Hoffpauir	
20+ tackles.....	1986 at California
27 • Dave Wyman	
2+ interceptions .....	2013 vs. Notre Dame
2 • Wayne Lyons	
3+ sacks .....	2014 at Washington
3 • Peter Kalambayi	
Two players with 2+ sacks ...	2012 vs. Washington State
Usua Amanam (2) • Trent Murphy (2)	
Interception return for TD .....	2014 vs. Michigan State
Kevin Anderson (40)	
Fumble return for TD .....	2012 at Notre Dame
Chase Thomas (0)	
Safety .....	2013 vs. Arizona State
Team	

#### Special Teams

Kickoff return for TD .....	2013 at Utah
Ty Montgomery (100)	
Opening kickoff return for TD ...	2013 vs. Washington
Ty Montgomery (99)	
Fumble return for TD on kickoff.....	2012 at UCLA
Usua Amanam (11)	
Punt return for TD.....	2014 vs. UC Davis
Ty Montgomery (60)	
PR for TD and receiving TD.....	2014 vs. UC Davis
Ty Montgomery (60, 44)	
Blocked punt return for TD.....	2008 at TCU
Richard Sherman (29) [Mark Mueller block]	
Blocked punt for safety.....	2013 vs. Arizona State
[Team block]	
Blocked FG return for TD .....	2011 vs. Colorado
Max Bergen (75) [Bergen block]	
Blocked FG.....	2011 at Oregon State
Coby Fleener	
Blocked punt .....	2013 vs. Arizona State
Ben Gardner	
Two blocked punts.....	2013 vs. Arizona State
Team (12) • Ben Gardner (24)	
Blocked PAT .....	2013 at Oregon State
Trent Murphy	
Touchdown on fake FG.....	2008 at Oregon
Bo McNally	



## Roster

No.	Name	Pos.	Ht.	Wt.	Yr.	Hometown (High School)	No.	Name	Pos.	Ht.	Wt.	Yr.	Hometown (High School)
2	Lyons, Wayne	CB	6-1	193	Sr.	Ft. Lauderdale, Fla. (Dillard)	43	Lueders, Blake	DE	6-5	274	5th	Zionsville, Ind. (Zionsville Community)
3	Davis, Noor	ILB	6-4	243	Jr.	Leesburg, Fla. (Leesburg)	44	Flacco, John	FS	6-2	198	5th	Audubon, N.J. (Audubon)
3	Rector, Michael	WR	6-1	185	Jr.	Gig Harbor, Wash. (Bellarmine)	45	Chandler, Calvin	FS	6-2	196	So.	Lakewood, Wash. (Bellarmine)
4	Martinez, Blake	ILB	6-2	247	Jr.	Tucson, Ariz. (Canyon del Oro)	46	Gaertner, Ryan	CB	5-10	173	So.	Atherton, Calif. (Sacred Heart)
5	Crower, Evan	QB	6-5	216	Sr.	San Diego, Calif. (St. Augustine)	47	Robinson, Alex	P	6-0	207	So.	College Park, Ga. (Woodward)
5	Whitfield, Kodi	SS	6-2	204	Jr.	Los Angeles, Calif. (Loyola)	47	Yules, Sam	ILB	6-2	229	Jr.	Dartmouth, Mass. (Moses Brown [R.I.])
6	Owusu, Francis	WR	6-3	215	So.	Oxnard, Calif. (Oaks Christian)	48	Anderson, Kevin	OLB	6-4	245	Sr.	Palo Alto, Calif. (Palo Alto)
6	Thomas, Taijuan	CB	5-10	174	So.	Monroe, La. (Ouachita Parish)	49	Palma, Kevin	ILB	6-2	253	So.	Pixley, Calif. (Mission Oak)
7	Montgomery, Ty	WR	6-2	220	Sr.	Dallas, Texas (St. Mark's)	50	Shober, Sam	OLB	6-3	227	Jr.	Monroe, Wash. (Archbishop Murphy)
7	Shittu, Aziz	DE	6-3	275	Jr.	Atwater, Calif. (Buhach Colony)	51	Garnett, Joshua	OG	6-5	325	Jr.	Puyallup, Wash. (Puyallup)
8	Hogan, Kevin	QB	6-4	225	Sr.	McLean, Va. (Gonzaga College [D.C.])	52	Shuler, Graham	C	6-4	287	Jr.	Franklin, Tenn. (Brentwood Academy)
8	Richards, Jordan	SS	5-11	210	Sr.	Folsom, Calif. (Folsom)	53	Rotto, Torsten	OLB	6-2	236	Sr.	Woodbury, Minn. (Woodbury)
9	Schultz, Dalton	TE	6-6	239	Fr.	South Jordan, Utah (Bingham)	55	Lohn, Nate	DE	6-3	265	Jr.	Kansas City, Mo. (Staley)
9	Vaughters, James	OLB	6-2	258	Sr.	Stone Mountain, Ga. (Tucker)	57	Caspers, Johnny	OG	6-4	297	Jr.	Glen Ellyn, Ill. (Glenbard West)
10	Chryst, Keller	QB	6-5	231	Fr.	Palo Alto, Calif. (Palo Alto)	58	Parry, David	DT	6-2	300	5th	Marion, Iowa (Linn-Marr)
10	Hoffpauir, Zach	FS	6-0	197	Jr.	Glendale, Ariz. (Centennial)	59	Jones, Craig	ILB	6-0	221	Jr.	Modesto, Calif. (Central Catholic)
11	Alexander, Terrence	CB	5-10	178	Fr.	New Orleans, La. (John Curtis Christian)	60	Hinds, Lucas	OG	6-4	261	So.	Hyde Park, Mass. (Dexter)
11	Jordan, Dontonio	WR	5-11	188	Jr.	Hickory Creek, Texas (Lake Dallas)	62	Tubbs, Austin	LS	6-0	212	Sr.	San Clemente, Calif. (San Clemente)
13	Stallworth, Rollins	WR	6-4	210	Sr.	Reno, Nev. (McQueen)	63	Reihner, Kevin	C	6-4	295	Sr.	Scranton, Pa. (Scranton Prep)
14	Rhyne, Ben	P	6-2	197	5th	Charlotte, N.C. (Charlotte Country Day)	66	Davidson, Nick	OT	6-7	288	Jr.	Eden Prairie, Minn. (Eden Prairie)
15	Perez, Jordan	ILB	6-2	207	Fr.	Carlsbad, Calif. (Carlsbad)	66	Phillips, Harrison	DE	6-4	255	Fr.	Omaha, Neb. (Millard West)
17	Burns, Ryan	QB	6-5	227	So.	Leesburg, Va. (Stone Bridge)	67	Miller, Reed	LS	6-2	220	Jr.	Encinitas, Calif. (Santa Fe Christian)
17	Tarpley, A.J.	ILB	6-2	241	5th	Plymouth, Minn. (Wayzata)	68	Keller, C.J.	LS	6-3	215	Fr.	Scottsdale, Ariz. (Brophy)
18	Trojan, Jeff	WR	6-3	190	5th	Huntington Beach, Calif. (Edison)	69	Grace, Jim	LS	6-3	220	So.	Austin, Texas (Regents)
19	Simmons, Brandon	FS	6-0	182	Fr.	Mansfield, Texas (Timberview)	70	Peat, Andrus	OT	6-7	316	Jr.	Chandler, Ariz. (Corona del Sol)
19	Williamson, Jordan	K	5-11	185	5th	Austin, Texas (Westwood)	71	Fanaika, Brandon	OG	6-3	321	Fr.	Pleasant Grove, Utah (Pleasant Grove)
20	Okereke, Bobby	ILB	6-3	217	Fr.	Santa Ana, Calif. (Foothill)	72	Salem, J.B.	DE	6-4	266	Sr.	Newport Beach, Calif. (Newport Harbor)
21	Brandt-Sims, Isaiah	WR	5-11	175	Fr.	Wenatchee, Wash. (Wenatchee)	73	Burkett, Jesse	C	6-4	288	Fr.	St. Augustine, Fla. (Bartram Trail)
21	Harris, Ronnie	CB	5-10	173	Sr.	Atlanta, Ga. (Westlake)	75	Hall, A.T.	OT	6-5	278	Fr.	Glendale, Ariz. (Brophy)
22	Olugbode, Kyle	FS	6-1	205	5th	San Jose, Calif. (Bellarmine)	75	Watkins, Jordan	DE	6-5	262	Jr.	Decatur, Ga. (Woodward)
22	Wright, Remound	RB	5-9	204	Sr.	Fort Wayne, Ind. (Bishop Dwenger)	77	Tucker, Casey	OT	6-6	305	Fr.	Gilbert, Ariz. (Hamilton)
23	Murphy, Alameen	CB	5-11	185	Fr.	Fort Washington, Md. (Friendly)	78	Murphy, Kyle	OT	6-7	298	Jr.	San Clemente, Calif. (San Clemente)
24	Skov, Patrick	FB	6-1	235	Sr.	Guadalajara, Mexico (Lawrenceville [N.J.])	79	Oser, Thomas	C	6-5	278	So.	Los Angeles, Calif. (Harvard-Westlake)
25	Carter, Alex	CB	6-0	202	Jr.	Ashburn, Va. (Briar Woods)	79	Yazdi, Alex	DT	6-1	279	Sr.	Cave Creek, Ariz. (Cactus Shadows)
26	Sanders, Barry	RB	5-10	198	Jr.	Oklahoma City, Okla. (Heritage Hall)	80	Cotton, Eric	TE	6-6	239	So.	Nampa, Idaho (Columbia)
27	McCaffrey, Christian	RB	6-0	197	Fr.	Castle Rock, Colo. (Valor Christian)	81	Crane, Conner	WR	6-4	197	Jr.	Lantana, Texas (John H. Guyer)
28	Franklin, Denzel	SS	6-0	198	Fr.	Smyrna, Ga. (Pace)	82	Harrell, Chris	FB	6-4	237	Jr.	Missouri City, Texas (Elkins)
29	Lloyd, Dallas	SS	6-3	213	Jr.	Pleasant Grove, Utah (Pleasant Grove)	84	Hooper, Austin	TE	6-4	249	So.	San Ramon, Calif. (De La Salle)
30	Seale, Ricky	RB	5-9	203	5th	Escondido, Calif. (Escondido)	86	Hopkins, Charlie	TE	6-6	260	Sr.	Spokane, Wash. (Gonzaga)
31	Holder, Alijah	CB	6-2	174	Fr.	Oceanside, Calif. (Oceanside)	86	Veach, Lane	OLB	6-6	233	Fr.	Chandler, Ariz. (Perry)
32	Alfieri, Joey	OLB	6-3	228	Fr.	Portland, Ore. (Jesuit)	87	Pratt, Jordan	WR	6-3	212	Sr.	Monmouth, Ore. (Central)
33	Tyler, Mike	OLB	6-5	230	So.	Brecksville, Ohio (Brecksville-Broadview Heights)	88	Taboada, Greg	TE	6-5	242	So.	Atlanta, Ga. (Marist)
34	Kalambayi, Peter	OLB	6-3	245	So.	Matthews, N.C. (Butler)	89	Cajuste, Devon	WR	6-4	229	Sr.	Seaford, N.Y. (Holy Cross)
34	Ukropina, Conrad	P/K	6-1	189	Jr.	Pasadena, Calif. (Loyola)	90	Thomas, Solomon	DE	6-3	256	Fr.	Coppell, Texas (Coppell)
35	Marx, Daniel	FB	6-2	247	Fr.	Trabuco Canyon, Calif. (Mission Viejo)	91	Anderson, Henry	DE	6-6	287	5th	Atlanta, Ga. (Woodward)
36	Ward, Lee	FB	6-1	247	5th	Chesterfield, Mo. (Parkway Central)	93	Austin, Brendon	OG	6-6	296	Sr.	Parker, Colo. (Chaparral)
38	Krishnamurthi, Gautam	WR	6-1	172	Sr.	Saratoga, Calif. (Harker)	95	Callihan, Lance	DT	6-3	296	Sr.	Baton Rouge, La. (Catholic)
38	Pippens, Ra'Chard	CB	6-2	195	Sr.	McDonough, Ga. (Ola)	96	Plantaric, Eddie	FB	6-5	233	5th	Orangevale, Calif. (Del Campo)
39	Young, Kelsey	RB	5-10	191	Sr.	Norco, Calif. (Norco)	97	Hayes, Anthony	DE	6-3	306	Sr.	Brooklyn Park, Minn. (St. Thomas Academy)
40	Hemschoot, Joe	OLB	6-1	225	5th	Lakewood, Colo. (Lakewood)	98	Bright, David	OG	6-5	295	So.	Yorba Linda, Calif. (Mater Dei)
41	Johnson, Addison	WR	5-9	175	Fr.	Hayden, Idaho (Coeur d'Alene)	99	Kaumatule, Luke	DE	6-7	276	Jr.	Honolulu, Hawaii (Punahou)
42	McFadden, Pat	RB	5-10	186	So.	Sunfish Lake, Minn. (St. Thomas Academy)							



## Depth Chart

Offense						Defense						Special Teams					
WR -or-	89 3	Devon Cajuste Michael Rector	6-4 6-1	229 185	Sr. • Jr. Jr. • So.	DE	91 75	Henry Anderson Jordan Watkins	6-6 6-5	287 262	5th • Sr. Jr. • So.	PK	19 34	Jordan Williamson Conrad Ukropina	5-11 6-1	185 189	5th • Sr. Jr. • So.
	LT	70 77	Andrus Peat Casey Tucker	6-7 6-6	316 305		Jr. • Jr. Fr. • Fr.	DT -or-	58 66	David Parry Harrison Phillips	6-2 6-4		300 255	5th • Sr. Fr. • Fr.	P	14 47	Ben Rhyne Alex Robinson
LG	51 74	Joshua Garnett Brendon Austin	6-5 6-6	325 296	Jr. • Jr. Sr. • Jr.	DE	43 55		Blake Lueders Nate Lohn	6-5 6-3	274 265	5th • Sr. Jr. • So.	LS -or-	67 68		Reed Miller C.J. Keller	6-2 6-3
	C	52 63	Graham Shuler Kevin Reihner	6-4 6-4	287 295		Jr. • So. Sr. • Jr.	OLB	48 34	Kevin Anderson Peter Kalambayi	6-4 6-3	245 245		Sr. • Jr. So. • Fr.	H	14	Ben Rhyne
RG -or-		57 74	Johnny Caspers Brendon Austin	6-4 6-6	297 296	Jr. • So. Sr. • Jr.	ILB		4 49	Blake Martinez Kevin Palma	6-2 6-2	247 253	Jr. • Jr. So. • Fr.	KOR		7 27	Ty Montgomery Christian McCaffrey
	RT	78 66	Kyle Murphy Nick Davidson	6-7 6-7	298 288	Jr. • Jr. Jr. • So.		ILB	17 3	A.J. Tarpley Noor Davis	6-2 6-4	241 243	5th • Sr. Jr. • So.		PR	7 27	Ty Montgomery Christian McCaffrey
TE -or-		84 80 88	Austin Hooper Eric Cotton Greg Taboada	6-4 6-6 6-5	249 239 242	So. • Fr. So. • Fr. So. • Fr.	OLB -or-		9 34	James Vaughters Peter Kalambayi	6-2 6-3	258 245	Sr. • Sr. So. • Fr.	LCB		25 11	Alex Carter Terrence Alexander
	QB	8 5	Kevin Hogan Evan Crower	6-4 6-5	225 216	Sr. • Jr. Sr. • Jr.		FS -or-	10 22	Zach Hoffpauir Kyle Olugbode	6-0 6-1	197 205	Jr. • Jr. 5th • Sr.		SS	8 5	Jordan Richards Kodi Whitfield
RB -or- -or- -or-		39 26 30 22	Kelsey Young Barry Sanders Ricky Seale Remound Wright	5-10 5-10 5-9 5-9	191 198 203 204	Sr. • Jr. Jr. • So. 5th • Sr. Sr. • Jr.	RCB -or-		2 21	Wayne Lyons Ronnie Harris	6-1 5-10	193 173	Sr. • Sr. Sr. • Jr.				
	FB	36 24	Lee Ward Patrick Skov	6-1 6-1	247 235	5th • Sr. Sr. • Jr.											
WR -or-		7 87 6	Ty Montgomery Jordan Pratt Francis Owusu	6-2 6-3 6-3	220 212 215	Sr. • Sr. Sr. • Jr. So. • So.											

\* Depth chart as of Oct. 21