



# CALIFORNIA BASEBALL

Assistant Director of Athletic Communications (Baseball contact): Jordan Stepp

Phone: (510) 457-6570 • Email: jstepp@berkeley.edu

Assistant Director of Athletic Communications (Baseball contact): Scott Ball

Phone: (510)-334-0793 • Email: sball@berkeley.edu

Website: CalBears.com • Facebook: Facebook.com/CalBaseball • Twitter: @Cal\_Baseball • Instagram: @Cal\_Baseball

## 2015 SCHEDULE

Overall: 33-17 • Pac-12: 17-10

DATE	OPPONENT	TIME/RESULT
2/13	Duke&	L 7-1
2/14	Duke	W 3-2
2/15	Duke	L 12-7
2/16	at Stanford*^	W 11-1
2/20	UC Irvine&	W 6-1
2/21	UC Irvine	W 10-3
2/21	UC Irvine	W 4-1
2/22	UC Irvine	L 6-2
2/28	Kansas State	W 4-2
3/1	Kansas State	W 6-2
3/2	Kansas State	W 9-1
3/4	San Francisco&	W 11-0
3/6	Chicago State	W 21-3
3/7	Chicago State	W 5-4
3/8	Chicago State	W 8-1
3/10	at Pacific	W 13-6
3/13	Oregon*&	W 9-3
3/14	Oregon*&	W 6-2
3/15	Oregon*&	L 4-2
3/17	at San Francisco	L 3-1
3/20	at Washington*&	W 3-2
3/21	at Washington*&	W 3-2
3/22	at Washington*&	W 12-2
3/25	at Fresno State	L 7-2
3/27	at Utah**^&	W 14-6
3/28	at Utah**^&	W 11-6
3/29	at Utah**^&	L 3-2
4/2	Washington State*&	L 4-2
4/3	Washington State*&	L 4-0
4/4	Washington State*&	W 6-2
4/7	at Fresno State	PPD
4/10	Stanford**^&	L 4-2
4/11	Stanford**^&	W 11-10
4/12	Stanford**^&	L 12-6
4/16	at UCLA**^&	W 2-0
4/17	at UCLA**^&	L 7-1
4/18	at UCLA**^&	L 2-1
4/21	at Stanford^	L 4-0
4/24	at Arizona*&	W 3-1
4/25	at Arizona*&	W 4-0
4/26	at Arizona*&	W 8-3
4/28	Fresno State&	W 4-1
5/1	Arizona State*&	L 5-3
5/2	Arizona State*&	W 5-4
5/3	Arizona State*&	W 8-6
5/8	at Campbell	L 5-3
5/9	at Campbell (DH)	W 4-0, W 9-4
5/16	USC**^&	L 11-3
5/17	USC**^&	W 7-5
5/18	USC**^&	W 7-2
5/22	at Oregon State**^&	7 p.m.
5/23	at Oregon State**^&	4 p.m.
5/24	at Oregon State**^&	3 p.m.
5/29-6/1	NCAA Regional&	TBA
6/5-8	NCAA Super Regional&	TBA
6/13-24	College World Series&	TBA

\*Denotes Pac-12 Contest, ^ Pac-12 Networks, & KLAX radio (FM 90.7) All Game Times Listed in PT and are subject to change

## NO. 22 CALIFORNIA

GOLDEN BEARS (33-17, 17-10 Pac-12)



The No. 22 Golden Bears travel to the Pacific Northwest this week to conclude their regular season for a three game series against No. 23 Oregon State in Corvallis, Oregon. After winning two of three over No. 15 USC, the Bears have now won 10 of their last 13 games. The Beavers are 8-1-1 in their last 10 after posting a 4-0 week on the road last week, including a 20-0 whitewashing of Portland State, and a sweep of Stanford on the Farm. They fell on Tuesday at home to rival Oregon, 3-2 in extra innings.

All three games will be broadcast live on Pac-12 Networks and live updates will also be available for the duration of the series on Twitter @Cal\_Baseball. Fans are also encouraged to head to CalBears.com for game recaps and additional content.

## PROBABLE STARTERS

### Friday, May 22

Cal: RHP Daulton Jefferies (5-4, 3.17 ERA)

OSU: RHP Andrew Moore (6-2, 1.87 ERA)

### Saturday, May 23

Cal: RHP Ryan Mason (6-2, 3.19 ERA)

OSU: RHP Drew Rasmussen (6-3, 2.72 ERA)

### Sunday, May 24

Cal: LHP Matt Ladrech (6-4, 2.67 ERA)

OSU: RHP Travis Eckert (6-0, 3.64 ERA)

## NO. 23 OREGON STATE

BEAVERS (36-15-1, 17-9-1 Pac-12)



## BEAR BITES: CAL'S TOP STORYLINES, STREAKS & TRENDS

### Next Up

The No. 22 Bears will await their fate at the conclusion of the 2015 regular season. The NCAA Baseball Selection Show will take place on Monday, May 25 on ESPNU at 9 a.m. PT, and the regional participants will be released.

### Poll Position

The Bears are currently ranked 22nd in the Baseball America poll, as well as 25th in the D1Baseball.com poll, and 16th in the Collegiate Baseball poll, and are now up to 40 in the RPI as of 5/19.

### Paul Named Pac-12 Player of the Week

The Pac-12 announced California senior first baseman as the conference's player of the week on Tuesday after his incredible performance this past week

in a series win over No. 15 USC. Paul capped the final regular season home series off in incredible fashion, going 3-for-3 with a pair of doubles and five RBI in the 7-2 win on Monday night. He batted an eye-popping 7-for-10 (.700) with three doubles and nine RBI. The senior also took home Muscle Milk Student-Athlete of the Week honors on CalBears.com.

### Seniors Lead the Way on Senior Day

The Bears hosted Senior Day this past Sunday afternoon to honor the three graduating seniors, reliever Chris Muse-Fisher, closer Dylan Nelson and first baseman Chris Paul. All three played major roles in the 7-5 win over No. 15 USC, as Muse-Fisher logged 3.1 innings, striking out three and

## SCOUTING REPORT:

**NO. 23 OREGON STATE****BEAVERS (36-14-1, 17-9-1 Pac-12)**

- Come in 8-1-1 in their last 10
- Led offensively by junior outfielder Jeff Hendrix, who is batting .342 with six home runs and 31 RBI in 52 appearances and freshman catcher KJ Harrison, who is batting a robust .322 with a team-high 10 home runs and a Pac-12 leading 57 RBI in 52 games.
- Friday's projected starter, right-hander Andrew Moore leads the Beavers' pitching staff with a 6-2 record on the year with a sparkling 1.87 ERA with a team-high 90 strikeouts in 105.2 innings pitched
- Additionally, freshman righty Drew Rasmussen is 6-3 with a 2.72 ERA in 92.2 innings of work with 74 strikeouts.

• All-Time Series: Oregon State leads the all-time series 39-36

• **LAST MEETING:** The Beavers swept the Bears in Berkeley in May of 2014.

allowing just one hit in relief. Paul went 2-for-4 with three RBI to lead the charge offensively. Nelson notched his team-high eighth save, pitching two spotless innings to secure the victory.

**Martinez Impresses**

Cal freshman right-hander Erik Martinez continued his fantastic season on Monday, picking up his second win of the year with 3.1 shutout innings of quality work out of the Bears' bullpen. He struck out five and allowed just one base hit against the No. 15 Trojans to improve to 2-1.

Martinez, a West Covina, California, native leads the Bears in ERA (1.50) and has been a key component of the Cal pitching staff, providing reliable relief out of the pen.

**Fit to be Tied**

California and No. 16 Arizona State are currently tied in third place in the Pac-12 standings at 17-10, both just a half game behind Cal's opponent this week,

No. 23 Oregon State, who sit alone in second place at 17-9-1. With a series win over the Beavers, the Golden Bears could potentially finish in second, which would be the program's highest finish since Bob Milano's 1985 squad tied for second place with a 17-13 record. Cal's best finish under head coach David Esquer came in 2001, when the Golden Bears finished in a tie for third with a 14-10 record.

**Conference Wins**

Cal's 17 wins in conference thus far in 2015 are the most ever in head coach David Esquer's 16-year tenure. His previous high came in 2001, when the Bears tallied 14. 2015's total is the program's highest since Bob Milano's 1995 team went 18-12 on their way to a third place finish.

**Productive Pearson Performs**

Junior outfielder Devin Pearson has been extremely productive over the course of the last four weeks dating back to an April 25 game against the Arizona Wildcats, hitting 22-44 (.500) with two home runs, nine RBI, 13 runs scored and has drawn five walks. He was 7-for-9 (.778) with one RBI and scored five times in Cal's series win over No. 15 USC this past weekend.

**Iron Men**

Four members of the Golden Bears have appeared and started all 50 games in 2015. Sophomore third baseman Lucas Erceg, sophomore center fielder Aaron Knapp, freshman shortstop Preston Grand Pre and freshman catcher Brett Cumberland have been constant fixtures in head coach David Esquer's lineup.

**Pitching In**

Cal Pitching Coach Mike Neu's staff has been very impressive thus far in 2015, as the group has compiled an earned run average of 3.03, which ranks them third in the Pac-12, just behind their opponent this week, Oregon State (2.97). As a whole, the staff has recorded 311 strikeouts in 443.0 innings of work.

**Arms Race**

A quartet of Bears have certainly stood out on the mound in 2015. Sophomore

left-hander Daulton Jefferies is 5-4 with a 3.17 ERA and 62 strikeouts in just 65.1 innings pitched. Freshman righty Jeff Bain is 6-2 on the campaign with a 2.29 ERA (sixth in the Pac-12) and has tallied 29 strikeouts in just 59.0 innings, holding opponents to a .202 batting average (third best in the conference). Junior right hander Ryan Mason has also been fantastic thus far, posting a 6-2 record with a 3.19 ERA with 33 k's in 84.2 (tied for ninth in the Pac-12) innings. Freshman lefty Matt Ladrech has logged 77.2 innings and has compiled a 6-4 record with a stingy 2.67 ERA (10th best in the conference).

**Closing Time**

Five different Golden Bears have registered saves out of Cal's bullpen in 2015. Senior closer Dylan Nelson leads the team with eight saves, and has posted a 3.60 ERA, striking out 31 in just 25.0 innings. Additionally, senior left-hander Chris Muse-Fisher has recorded a pair of saves and is 3-1 on the year, racking up 32 strikeouts in 33.1 innings. Freshman righty Erik Martinez, who leads the staff with a 1.50 ERA, sophomore Lucas Erceg and junior Collin Monsour have each earned one save apiece as well.

**.300 Club**

Four Bears are hitting over .300 thus far on the season (all of which have appeared in 31 or more games with at least 100 at-bats), led by junior outfielder Devin Pearson, who is batting .370 in 31 games played with four home runs and 21 RBI. Senior first baseman Chris Paul is hitting .335 with eight homers and 42 RBI, while sophomore third baseman Lucas Erceg is batting .310 with a team-high 10 home runs and 38 RBI. Sophomore center fielder Aaron Knapp is hitting at a .309 clip with 21 RBI as well.

**CP6**

Senior first baseman Chris Paul has been outstanding in his 47 appearances for the Golden Bears. He has notched a .335 batting average (ranking seventh in the Pac-12) with eight home runs and 42 RBI (tied for fifth in the Pac-12) and a .555 slugging percentage (ranking fifth in the conference) in 173 at-bats after

his breakout series against No. 15 USC this past weekend.

### Excellent Erceg

Sophomore third baseman Lucas Erceg has a team-high 10 home runs and has driven in 38. He is tied for second in the Pac-12 in home runs and is tied for ninth in runs batted in.

### Powerful Bears

The Bears lead the Pac-12 in home runs with 41. Sophomore third baseman Lucas Erceg leads the team with 10, while senior first baseman Chris Paul is right behind him with eight long balls.

### Walk This Way

Freshman Brett Cumberland leads the Bears in walks with 32 thus far this season. The freshman's patient approach has certainly paid dividends for the Bears, and he ranks third in the Pac-12 in the category. Additionally, Cumberland has been hit by a team-high 14 pitches, which also ranks him third in the conference.

### Esquer Among Nation's Best

Esquer, 49, is in his 16th season with a career record of 465-413-2 (.528). In 2011 he led the Bears to the program's first appearance at the College World Series since 1992, and was named the National Coach of the Year.

### Log On

Fans are encouraged to follow along with Baseball on social media throughout the season. Get live updates during games on Twitter @Cal\_Baseball, or look for updates and photos on Facebook at Facebook.com/CalBaseball and @Cal\_Baseball on Instagram. Fans can also log on to CalBears.com for full game recaps and the latest news.

## BASEBALL AMERICA POLL

(As of 5/18)

RANK	TEAM	PREV	W-L
1	LSU	1	46-9
2	UCLA	2	40-12
3	Louisville	3	42-14
4	Illinois	4	45-6-1
5	TCU	5	43-9
6	Florida	6	40-15
7	Vanderbilt	7	39-17
8	Missouri State	10	41-10
9	Texas A&M	8	43-10
10	UCSB	12	39-13-1
11	Dallas Baptist	11	41-11
12	Oklahoma State	13	34-17
13	Miami (FL)	17	42-13
14	Houston	19	39-17
15	USC	15	35-17
16	Arizona State	16	32-19
17	Florida State	9	37-19
18	Coll. of Charleston	18	41-11
19	Iowa	14	38-14
20	Arkansas	20	33-20
21	Rice	21	35-18
<b>22</b>	<b>California</b>	<b>22</b>	<b>32-17</b>
23	Oregon State	23	36-14-1
24	Radford	24	39-14
25	Florida Atlantic	25	38-15

## DI BASEBALL.COM POLL

(As of 5/18)

RANK	TEAM	PREV	W-L
1	LSU	1	46-9
2	UCLA	3	40-12
3	Louisville	2	42-14
4	TCU	4	43-9
5	Illinois	5	45-6-1
6	Florida	6	40-15
7	Texas A&M	7	43-10
8	Miami (FL)	9	42-13
9	Vanderbilt	10	39-17
10	Missouri State	11	41-10
11	Oklahoma State	13	34-17
12	Dallas Baptist	12	41-11
13	Florida State	8	37-19
14	UCSB	15	39-13-1
15	Coll. of Charleston	18	41-11
16	USC	15	35-17
17	Arizona State	17	32-19
18	Oregon State	19	36-14-1
19	Houston	22	39-17
20	Arkansas	21	33-20
21	Rice	20	35-18
22	Iowa	14	38-14
23	Radford	23	39-14
24	Florida Atlantic	24	38-15
<b>25</b>	<b>California</b>	<b>25</b>	<b>32-17</b>

## USA TODAY POLL

(As of 5/18)

RANK	TEAM	PREV	W-L
1	LSU	1	46-9
2	TCU	3	43-9
3	UCLA	4	40-12
4	Louisville	2	42-14
5	Illinois	5	45-6-1
6	Texas A&M	6	43-10
7	Florida	7	40-15
8	Miami (FL)	8	42-13
9	Vanderbilt	10	39-17
10	UCSB	11	39-13-1
11	Oklahoma State	13	34-17
12	Dallas Baptist	12	41-11
13	Missouri State	15	41-10
14	Florida State	8	37-19
15	Coll. of Charleston	19	41-11
16	Rice	14	35-18
17	USC	16	35-17
18	Houston	21	39-17
19	Arizona State	18	32-19
20	Oregon State	23	36-14-1
21	Iowa	17	38-14
22	Florida Atlantic	20	38-15
23	Nevada	22	41-13
24	Arkansas	24	33-20
25	Virginia	NR	33-19

## COLLEGIATE BASEBALL POLL

(As of 5/18)

RANK	TEAM	PREV	W-L
1	LSU	1	46-9
2	Illinois	2	45-6-1
3	UCLA	4	40-12
4	TCU	5	43-9
5	Louisville	3	42-14
6	Miami (FL)	7	42-13
7	Vanderbilt	10	39-17
8	Texas A&M	6	43-10
9	Florida	9	40-15
10	Florida State	8	37-19
11	Oregon State	19	36-14-1
12	Arizona State	12	32-19
13	Missouri State	15	41-10
14	Oklahoma State	14	34-17
15	Iowa	13	38-14
<b>16</b>	<b>California</b>	<b>11</b>	<b>32-17</b>
17	USC	17	35-17
18	Cal State Fullerton	21	31-22
19	UCSB	23	39-13-1
20	Notre Dame	24	35-19
21	Dallas Baptist	41-11	16
22	Coll. of Charleston	41-11	20
23	Houston	39-17	26
24	Rice	35-18	19
25	Nevada	41-13	25
26	St. John's (N.Y.)	36-14	28
27	Radford	39-14	30
28	Clemson	31-25	NR
29	Virginia	33-19	NR
30	Arkansas	33-20	27

**PROBABLE LINEUP**

	<b>NO.</b>	<b>POS.</b>	<b>NAME</b>	<b>B/TH</b>	<b>2015 STATS</b>
1.	23	CF	AARON KNAPP, SO.	L/R	.309, 0 HR, 21 RBI
2.	27	RF	DEVIN PEARSON, JR.	R/R	.370, 4 HR, 21 RBI
3.	17	3B	LUCAS ERCEG, SO.	L/R	.310, 10 HR, 38 RBI
4.	6	1B	CHRIS PAUL, SR.	R/R	.335, 8 HR, 42 RBI
5.	30	DH	MITCHELL KRANSON, JR.	L/R	.265, 4 HR, 15 RBI
6.	28	C	BRETT CUMBERLAND, FR.	S/R	.255, 7 HR, 32 RBI
7.	3	LF	BRIAN CELSI, JR.	L/R	.288, 3 HR, 30 RBI
8.	9	SS	PRESTON GRAND PRE, FR.	R/R	.264, 1 HR, 25 RBI
9.	20	2B	ROBBIE TENEROWICZ, SO.	R/R	.181, 0 HR, 6 RBI
	22	SP	DAULTON JEFFERIES	RHP	(5-4) 3.17 ERA
	42	SP	RYAN MASON	RHP	(6-2) 3.19 ERA
	24	SP	MATT LADRECH	LHP	(6-4) 2.67 ERA

# PAC-12 STANDINGS AND LEADERS (AS OF 5/20)

## PAC-12 STANDINGS

	CONFERENCE				OVERALL			
	W	L	T	PCT.	W	L	T	PCT.
UCLA	21	6	0	.778	41	12	0	.774
OREGON STATE	17	9	1	.648	36	15	1	.702
CALIFORNIA	17	10	0	.630	33	17	0	.660
ARIZONA STATE	17	10	0	.630	33	19	0	.635
USC	16	11	0	.593	35	18	0	.660
OREGON	14	13	0	.519	35	22	0	.614
WASHINGTON	11	16	0	.407	26	25	0	.510
ARIZONA	12	18	0	.400	28	23	0	.549
WASHINGTON STATE	10	17	0	.370	28	25	0	.528
UTAH	7	19	1	.278	16	33	1	.330
STANFORD	7	20	0	.259	22	31	0	.415

## TEAM

### BATTING LEADERS

Batting Avg.....	6th (.278)
Slugging Percentage.....	4th (.413)
On-base Percentage.....	7th (.352)
Runs Scored.....	6th (285)
Hits.....	7th (469)
RBI.....	7th (257)
Home Runs.....	1st (41)
Walks.....	11th (158)
Stolen Bases.....	9th (36)

### PITCHING LEADERS

ERA.....	3rd (3.03)
Opposing Batting Avg.....	6th (.246)
Strikeouts.....	10th (311)
Hits Allowed.....	3rd (404)
Runs Allowed.....	3rd (188)
Earned Runs Allowed.....	2nd (149)
Walks Allowed.....	3rd (132)
Home Runs Allowed.....	2nd (14)

## INDIVIDUAL (TOP 10)

### BATTING LEADERS

Batting Avg.....	Chris Paul (5th, .335)
Slugging Percentage.....	Chris Paul (4th, .555)
On-base Percentage.....	Lucas Erceg (6th, .520)
Runs Scored.....	None
Hits.....	None
Doubles.....	None
Triples.....	Aaron Knapp (T-6th, 4)
RBI.....	Preston Grand Pre (T-9th, 3)
Home Runs.....	Chris Paul (6th, 42)
Walks.....	Lucas Erceg (T-9th, 38)
Hit by pitch.....	Lucas Erceg (T-2nd, 10)
Stolen Bases.....	Chris Paul (T-4th, 8)
	Brett Cumberland (T-7th, 7)
	Brett Cumberland (3rd, 32)
	Brett Cumberland (3rd, 14)
	None

### PITCHING LEADERS

ERA.....	Jeff Bain (6th, 2.29)
Opposing Batting Avg.....	Matt Ladrech (10th, 2.67)
Strikeouts.....	Jeff Bain (3rd, .202)
Hits Allowed.....	None
Runs Allowed.....	Jeff Bain (3rd, 42)
Earned Runs Allowed.....	Jeff Bain (T-2nd, 18)
Walks Allowed.....	Daulton Jefferies (T-5th, 25)
Home Runs Allowed.....	Jeff Bain (2nd, 15)
	Jeff Bain (3rd, 10)
	Daulton Jefferies (T-5th, 12)
	Ryan Mason (T-8th, 16)
	R. Mason and J. Bain (T-1st, 0)
	Matt Ladrech (T-3rd, 1)

# 2015 ROSTER

NO.	NAME	POS	B-T	HT	WT	YR	HOMETOWN (LAST SCHOOL)
3	Brian Celsi	OF	L-R	5-10	190	Jr.	Elk Grove, Calif. (Jesuit HS)
4	John Soteropulos	INF	R-R	6-1	205	Jr.	Palos Verdes, Calif. (Loyola HS)
5	Robbie McInerney	INF	R-R	5-11	170	Fr.	Laguna Beach, Calif. (Laguna Beach HS)
6	Chris Paul	INF	R-R	6-3	210	Sr.	Aliso Viejo, Calif. (Laguna Beach HS)
9	Preston Grand Pre	INF	R-R	6-3	160	Fr.	Laguna Beach, Calif. (Laguna Beach HS)
10	Denis Karas	INF	R-R	5-11	190	Fr.	Lafayette, Calif. (Campolindo HS)
14	Max Dutto	INF	L-R	6-0	210	Jr.	Danville, Calif. (San Ramon Valley HS)
15	Grant Diede	OF	R-L	5-10	195	Jr.	Lafayette, Calif. (Acalanes HS)
17	Lucas Erceg	INF/RHP	L-R	6-2	200	So.	Campbell, Calif. (Westmont HS)
18	Matt Ruff	C	R-R	5-10	215	Fr.	Yorba Linda, Calif. (Valencia HS)
19	Nick Halamandaris	OF/1B	L-L	6-1	230	Jr.	Monterey, Calif. (R.L. Stevenson HS)
20	Robbie Tenerowicz	INF	R-R	6-2	190	So.	Moraga, Calif. (Campolindo HS)
21	Brenden Farney	INF	L-R	5-9	215	Sr.	Fairfield, Calif. (Vacaville HS)
22	Daulton Jefferies	RHP	L-R	6-0	180	So.	Atwater, Calif. (Buhach Colony HS)
23	Aaron Knapp	OF	L-R	5-10	170	So.	Granite Bay, Calif. (Granite Bay HS)
24	Matt Ladrech	LHP	L-L	6-0	195	Fr.	Lafayette, Calif. (Campolindo HS)
26	Jeff Bain	RHP	R-R	6-4	215	Fr.	Pasadena, Calif. (San Marino HS)
27	Devin Pearson	OF	R-R	5-11	205	Jr.	Carmel, Calif. (Carmel HS)
28	Brett Cumberland	C	S-R	5-10	185	Fr.	Turlock, Calif. (Turlock HS)
29	Keaton Siomkin	RHP	R-R	5-10	200	Sr.	Ladera Ranch, Calif. (J. Serra HS)
30	Mitchell Kranson	C/INF	L-R	5-9	205	Jr.	Concord, Calif. (De La Salle HS)
31	Chris Muse-Fisher	LHP	R-L	5-11	185	Sr.	El Dorado Hills, Calif. (Oakridge HS)
32	Andrew Buckley	RHP	R-R	6-2	235	So.	Concord, Calif. (De La Salle HS)
33	Erik Martinez	RHP	R-R	5-11	183	Fr.	West Covina, Calif. (South Hills HS)
34	Alex Schick	RHP	R-R	6-7	200	So.	San Diego, Calif. (Cathedral Catholic HS)
36	Trevin Haseltine	RHP	R-R	6-3	195	So.	Vacaville, Calif. (Will C. Wood HS)
39	Collin Monsour	RHP	R-R	6-2	195	Jr.	San Francisco, Calif. (St. Ignatius HS)
40	Jesse Kay	RHP/C	R-R	6-0	210	So.	San Diego, Calif. (Cathedral Catholic HS)
41	Jake Schulz	LHP	L-L	6-2	195	Jr.	Carlsbad, Calif. (La Costa Canyon HS)
42	Ryan Mason	RHP	R-R	6-7	215	Jr.	Auburn, Calif. (Placer HS)
44	Sean Peters	OF	R-R	6-1	180	Jr.	Alamo, Calif. (De La Salle HS)
46	Akaash Agarwal	LHP	L-L	6-3	225	So.	King of Prussia, Pa. (St. Paul's School) (NH)
48	Jordan Talbot	RHP	R-R	6-5	225	So.	Aptos, Calif. (Aptos HS)
49	Dylan Nelson	RHP	R-R	5-11	195	Sr.	San Francisco, Calif. (College of San Mateo)

## Coaching Staff

Head Coach: David Esquer (8)

Assistant Coaches: Mike Neu (11) and Brad Sanfilippo (2)

Volunteer Assistant: Noah Jackson (38)

Undergraduate Assistant: Mike Reuvekamp (37)

Manager: Jake Lawn

## Pronunciation Guide

Akaash Agarwal (A-Kosh Ag-gar-Wall)

Brian Celsi (Sell-see)

Max Dutto (Doo-doe)

Nick Halamandaris (Hal-uh-man-dare-is)

Trevin Haseltine (Hazel-tine)

Matt Ladrech (La-Dresh)

Collin Monsour (Mon-swer)

Keaton Siomkin (See-im-Kin)

Robbie Tenerowicz (Ten-air-oh-Witz)

# 2015 SEASON STATS

## 2015 California Baseball Overall Statistics for California (as of May 18, 2015) (All games Sorted by Batting avg)

Record: 33-17 Home: 20-10 Away: 13-7 Pac-12: 17-10

Player	avg	gp-gs	ab	r	h	2b	3b	hr	rbi	tb	slg%	bb	hp	so	gdp	ob%	sf	sh	sb-att	po	a	e	fld%
27 Devin Pearson	.370	31-29	108	24	40	9	2	4	21	65	.602	6	7	17	2	.431	2	2	4-6	57	5	1	.984
6 Chris Paul	.335	47-47	173	36	58	10	2	8	42	96	.555	23	3	35	5	.418	2	0	6-9	429	23	3	.993
17 Lucas Erceg	.310	50-50	200	35	62	10	1	10	38	104	.520	15	4	21	3	.367	2	0	5-8	50	89	11	.927
23 Aaron Knapp	.309	50-50	204	41	63	5	4	0	21	76	.373	21	2	29	1	.369	6	2	10-15	133	3	4	.971
36 Trevin Haseltine	.300	6-1	10	1	3	0	0	0	1	3	.300	0	0	3	0	.300	0	0	0-0	0	0	0	.000
3 Brian Celsi	.288	43-39	146	16	42	5	0	3	30	56	.384	9	2	23	1	.338	0	1	4-7	60	2	0	1.000
44 Sean Peters	.286	28-1	14	5	4	1	0	0	3	5	.357	0	0	4	0	.286	0	0	2-2	8	1	0	1.000
30 Mitchell Kranson	.265	42-35	136	18	36	11	1	4	15	61	.449	4	4	8	2	.301	2	5	0-0	77	7	0	1.000
9 Preston Grand Pre	.264	50-50	182	26	48	3	3	1	25	60	.330	2	3	30	4	.282	1	13	2-6	79	172	19	.930
10 Denis Karas	.263	10-4	19	4	5	2	0	0	1	7	.368	1	1	9	1	.333	0	0	0-1	8	0	0	1.000
28 Brett Cumberland	.255	50-50	161	34	41	10	0	7	32	72	.447	32	14	37	6	.414	3	1	0-0	264	35	4	.987
19 Nick Halamandaris	.232	30-27	95	9	22	4	1	1	13	31	.326	6	0	21	2	.277	0	0	1-2	15	1	0	1.000
14 Max Dutto	.222	36-25	81	14	18	4	0	2	8	28	.346	22	4	28	2	.411	0	4	2-2	42	68	5	.957
20 Robbie Tenerowicz	.181	35-30	105	12	19	1	1	0	6	22	.210	8	1	28	1	.241	2	2	0-1	59	93	2	.987
15 Grant Diede	.176	20-9	34	5	6	0	0	0	0	6	.176	6	1	12	0	.317	0	3	0-0	11	0	1	.917
4 John Soteropulos	.105	13-3	19	2	2	0	0	1	2	5	.263	1	0	5	0	.150	0	0	0-0	9	3	2	.857
18 Matt Ruff	.000	3-0	1	2	0	0	0	0	0	0	.000	2	1	0	0	.750	0	0	0-0	3	1	0	1.000
5 Robbie McInerney	.000	1-0	1	0	0	0	0	0	0	0	.000	0	0	0	0	.000	0	0	0-0	0	0	0	.000
22 Daulton Jefferies	.000	1-0	0	1	0	0	0	0	0	0	.000	0	0	0	0	.000	0	0	0-0	8	7	1	.938
Totals	.278	50	1689	285	469	75	15	41	258	697	.413	158	47	310	30	.352	20	33	36-59	1329	559	60	.969
Opponents	.246	50	1644	188	404	62	4	14	168	516	.314	132	49	311	46	.318	17	35	38-54	1294	509	70	.963

LOB - Team (368), Opp (360). DPs turned - Team (53), Opp (32). IBB - Team (7), Paul 3, Cumberland 2, Grand Pre 1, Halamandaris 1, Opp (4). Picked off - Knapp 3, Celsi 2, Pearson 1, Peters 1.

## (All games Sorted by Earned run avg)

Player	era	w-l	app	gs	cg	sho	sv	ip	h	r	er	bb	so	2b	3b	hr	b/avg	wp	hp	bk	sfa	sha
29 Keaton Siomkin	0.00	0-0	1	0	0	0/0	0	1.0	1	1	0	1	0	0	0	0	.250	0	0	0	0	0
33 Erik Martinez	1.50	2-1	18	0	0	0/0	1	30.0	19	15	5	16	32	3	1	1	.181	5	3	0	2	1
26 Jeff Bain	2.29	6-2	13	8	0	0/1	0	59.0	42	18	15	10	29	9	0	0	.202	4	12	1	0	2
31 Chris Muse-Fisher	2.43	3-1	19	0	0	0/1	2	33.1	21	9	9	15	32	2	0	1	.179	9	2	0	2	0
24 Matt Ladrech	2.67	6-4	14	14	0	0/0	0	77.2	81	32	23	19	25	12	0	1	.276	1	7	0	3	12
17 Lucas Erceg	2.70	0-0	7	0	0	0/1	1	6.2	6	3	2	1	6	0	0	0	.240	1	1	0	0	0
22 Daulton Jefferies	3.17	5-4	11	10	1	0/1	0	65.1	64	25	23	12	62	11	0	3	.254	7	6	1	1	4
42 Ryan Mason	3.19	6-2	14	14	1	1/1	0	84.2	89	33	30	16	33	15	3	0	.281	5	11	0	4	10
34 Alex Schick	3.44	3-1	23	2	0	0/3	0	34.0	22	15	13	15	43	2	0	1	.185	5	1	2	2	1
49 Dylan Nelson	3.60	2-1	20	0	0	0/1	8	25.0	18	13	10	9	31	2	0	5	.196	0	3	0	0	3
40 Jesse Kay	3.68	0-0	10	0	0	0/0	0	7.1	6	7	3	8	5	0	0	1	.222	4	0	0	1	0
39 Collin Monsour	6.50	0-1	10	2	0	0/1	1	18.0	30	14	13	6	13	6	0	1	.390	3	1	0	2	2
48 Jordan Talbot	27.00	0-0	4	0	0	0/0	0	1.0	5	3	3	4	0	0	0	0	.625	1	2	0	0	0
Totals	3.03	33-17	50	50	2	4/3	13	443.0	404	188	149	132	311	62	4	14	.246	45	49	4	17	35
Opponents	4.95	16-33	50	50	3	2/1	6	431.1	469	285	237	158	310	75	15	41	.278	46	47	5	20	33

# 2015 SEASON STATS

## 2015 California Baseball Overall Statistics for California (as of May 18, 2015) (All games Sorted by Fielding pct)

Player	c	po	a	e	fld%	dp	sba	csb	sba%	pb	ci
30 Mitchell Kranson	84	77	7	0	1.000	4	3	1	.750	2	0
3 Brian Celsi	62	60	2	0	1.000	0	0	0	---	0	0
19 Nick Halamandaris	16	15	1	0	1.000	2	0	0	---	0	0
44 Sean Peters	9	8	1	0	1.000	0	0	0	---	0	0
10 Denis Karas	8	8	0	0	1.000	0	0	0	---	0	0
31 Chris Muse-Fisher	6	2	4	0	1.000	1	1	1	.500	0	0
33 Erik Martinez	5	2	3	0	1.000	0	7	3	.700	0	0
18 Matt Ruff	4	3	1	0	1.000	0	1	1	.500	0	0
40 Jesse Kay	4	2	2	0	1.000	0	1	0	1.000	0	0
39 Collin Monsour	4	0	4	0	1.000	0	2	1	.667	0	0
6 Chris Paul	455	429	23	3	.993	41	0	0	---	0	0
20 Robbie Tenerowicz	154	59	93	2	.987	22	0	0	---	0	0
28 Brett Cumberland	303	264	35	4	.987	1	34	11	.756	5	0
27 Devin Pearson	63	57	5	1	.984	1	0	0	---	0	0
23 Aaron Knapp	140	133	3	4	.971	1	0	0	---	0	0
14 Max Dutto	115	42	68	5	.957	17	0	0	---	0	0
22 Daulton Jefferies	16	8	7	1	.938	0	6	0	1.000	0	0
26 Jeff Bain	16	4	11	1	.938	0	5	4	.556	0	0
9 Preston Grand Pre	270	79	172	19	.930	34	0	0	---	0	0
17 Lucas Erceg	150	50	89	11	.927	15	0	0	---	0	0
15 Grant Diede	12	11	0	1	.917	0	0	0	---	0	0
42 Ryan Mason	17	3	12	2	.882	1	6	5	.545	0	0
4 John Soteropulos	14	9	3	2	.857	0	0	0	---	0	0
24 Matt Ladrech	7	0	6	1	.857	0	5	2	.714	0	0
49 Dylan Nelson	7	2	4	1	.857	0	1	0	1.000	0	0
34 Alex Schick	7	2	3	2	.714	0	4	0	1.000	0	0
5 Robbie McInerney	0	0	0	0	.000	0	0	0	---	0	0
48 Jordan Talbot	0	0	0	0	.000	0	0	0	---	0	0
29 Keaton Siomkin	0	0	0	0	.000	0	0	0	---	0	0
36 Trevin Haseltine	0	0	0	0	.000	0	0	0	---	0	0
Totals	1948	1329	559	60	.969	53	38	16	.704	7	0
Opponents	1873	1294	509	70	.963	32	36	23	.610	10	0

# 2015 PAC-12 STATS

## 2015 California Baseball Conference statistics for California (as of May 18, 2015) (Pac-12 games only Sorted by Batting avg)

Record: 17-10 Home: 8-7 Away: 9-3 Pac-12: 17-10

Player	avg	gp-gs	ab	r	h	2b	3b	hr	rbi	tb	slg%	bb	hp	so	gdp	ob%	sf	sh	sb-att	po	a	e	fld%
27 Devin Pearson	.514	12-10	37	11	19	3	2	2	8	32	.865	4	2	4	1	.581	0	1	3-5	18	1	1	.950
44 Sean Peters	.400	17-1	10	4	4	1	0	0	3	5	.500	0	0	2	0	.400	0	0	2-2	4	1	0	1.000
10 Denis Karas	.333	3-2	6	1	2	0	0	0	0	2	.333	1	1	2	0	.500	0	0	0-0	3	0	0	1.000
6 Chris Paul	.330	26-26	97	18	32	6	1	4	27	52	.536	13	2	26	1	.416	1	0	4-7	268	13	2	.993
9 Preston Grand Pre	.283	27-27	99	12	28	1	2	0	11	33	.333	2	2	20	2	.311	0	3	0-3	50	99	9	.943
23 Aaron Knapp	.273	27-27	110	20	30	2	2	0	10	36	.327	13	2	18	1	.354	2	1	5-7	75	3	3	.963
15 Grant Diede	.263	10-4	19	2	5	0	0	0	0	5	.263	2	0	6	0	.333	0	1	0-0	4	0	1	.800
30 Mitchell Kranson	.260	26-25	96	12	25	8	1	1	6	38	.396	4	2	7	2	.304	0	4	0-0	23	1	0	1.000
28 Brett Cumberland	.258	27-27	89	16	23	7	0	4	19	42	.472	17	8	16	3	.414	2	0	0-0	144	21	4	.976
17 Lucas Erceg	.257	27-27	113	19	29	5	1	6	18	54	.478	7	3	13	2	.317	0	0	4-5	18	49	8	.893
3 Brian Celsi	.247	22-20	81	9	20	3	0	1	13	26	.321	4	0	16	1	.282	0	0	0-2	30	2	0	1.000
19 Nick Halamandaris	.238	20-18	63	6	15	3	1	1	9	23	.365	2	0	15	1	.262	0	0	1-1	3	0	0	1.000
14 Max Dutto	.237	16-13	38	6	9	3	0	1	4	15	.395	10	3	13	0	.431	0	2	1-1	26	39	2	.970
36 Trevin Haseltine	.167	3-1	6	0	1	0	0	0	0	1	.167	0	0	2	0	.167	0	0	0-0	0	0	0	.000
20 Robbie Tenerowicz	.132	19-15	53	2	7	0	0	0	3	7	.132	3	1	15	1	.186	2	1	0-0	34	52	1	.989
4 John Soteropulos	.000	5-0	4	0	0	0	0	0	0	0	.000	0	0	1	0	.000	0	0	0-0	4	1	1	.833
18 Matt Ruff	.000	2-0	0	2	0	0	0	0	0	0	.000	2	1	0	0	1.000	0	0	0-0	0	1	0	1.000
22 Daulton Jefferies	.000	1-0	0	1	0	0	0	0	0	0	.000	0	0	0	0	.000	0	0	0-0	5	5	0	1.000
Totals	.270	27	921	141	249	42	10	20	131	371	.403	84	27	176	15	.346	7	13	20-33	720	316	35	.967
Opponents	.274	27	911	112	250	40	4	8	101	322	.353	69	27	139	27	.340	11	20	26-38	709	275	33	.968

LOB - Team (202), Opp (206). DPs turned - Team (31), Opp (17). IBB - Team (3), Paul 1, Halamandaris 1, Grand Pre 1, Opp (2).

Picked off - Celsi 1, Knapp 1.

## (Pac-12 games only Sorted by Earned run avg)

Player	era	w-l	app	gs	cg	sho	sv	ip	h	r	er	bb	so	2b	3b	hr	b/avg	wp	hp	bk	sfa	sha
17 Lucas Erceg	0.00	0-0	3	0	0	0/0	1	3.0	2	1	0	1	1	0	0	0	.182	0	0	0	0	0
29 Keaton Siomkin	0.00	0-0	1	0	0	0/0	0	1.0	1	1	0	1	0	0	0	0	.250	0	0	0	0	0
33 Erik Martinez	0.68	1-0	11	0	0	0/0	0	13.1	9	7	1	11	11	1	1	0	.209	1	1	0	1	1
31 Chris Muse-Fisher	2.60	2-0	13	0	0	0/1	0	17.1	12	5	5	9	15	1	0	1	.197	3	2	0	2	0
24 Matt Ladrech	2.89	3-3	9	9	0	0/0	0	46.2	53	22	15	11	16	8	0	1	.286	1	5	0	2	6
26 Jeff Bain	3.00	2-1	6	4	0	0/0	0	30.0	28	13	10	5	11	6	0	0	.255	3	6	0	0	2
40 Jesse Kay	3.00	0-0	4	0	0	0/0	0	3.0	2	1	1	3	1	0	0	0	.182	2	0	0	0	0
22 Daulton Jefferies	3.13	2-2	6	5	0	0/1	0	31.2	33	11	11	3	29	6	0	1	.273	3	2	0	1	2
42 Ryan Mason	3.76	3-2	9	9	0	0/1	0	52.2	67	24	22	10	16	12	3	0	.324	2	7	0	2	6

# 2015 PAC-12 STATS

## 2015 California Baseball Conference statistics for California (as of May 18, 2015) (Pac-12 games only Sorted by Fielding pct)

Player	c	po	a	e	fld%	dp	sba	csb	sba%	pb	ci
3 Brian Celsi	32	30	2	0	1.000	0	0	0	---	0	0
30 Mitchell Kranson	24	23	1	0	1.000	0	0	0	---	0	0
22 Daulton Jefferies	10	5	5	0	1.000	0	3	0	1.000	0	0
44 Sean Peters	5	4	1	0	1.000	0	0	0	---	0	0
49 Dylan Nelson	5	1	4	0	1.000	0	0	0	---	0	0
10 Denis Karas	3	3	0	0	1.000	0	0	0	---	0	0
31 Chris Muse-Fisher	3	2	1	0	1.000	0	1	1	.500	0	0
19 Nick Halamandaris	3	3	0	0	1.000	1	0	0	---	0	0
40 Jesse Kay	2	1	1	0	1.000	0	0	0	---	0	0
33 Erik Martinez	2	1	1	0	1.000	0	3	3	.500	0	0
18 Matt Ruff	1	0	1	0	1.000	0	1	1	.500	0	0
39 Collin Monsour	1	0	1	0	1.000	0	2	1	.667	0	0
34 Alex Schick	1	0	1	0	1.000	0	4	0	1.000	0	0
6 Chris Paul	283	268	13	2	.993	27	0	0	---	0	0
20 Robbie Tenerowicz	87	34	52	1	.989	11	0	0	---	0	0
28 Brett Cumberland	169	144	21	4	.976	1	25	9	.735	1	0
14 Max Dutto	67	26	39	2	.970	11	0	0	---	0	0
23 Aaron Knapp	81	75	3	3	.963	1	0	0	---	0	0
27 Devin Pearson	20	18	1	1	.950	0	0	0	---	0	0
9 Preston Grand Pre	158	50	99	9	.943	20	0	0	---	0	0
42 Ryan Mason	12	3	8	1	.917	1	5	4	.556	0	0
26 Jeff Bain	11	3	7	1	.909	0	3	2	.600	0	0
17 Lucas Erceg	75	18	49	8	.893	9	0	0	---	0	0
4 John Soteropoulos	6	4	1	1	.833	0	0	0	---	0	0
15 Grant Diede	5	4	0	1	.800	0	0	0	---	0	0
24 Matt Ladrech	5	0	4	1	.800	0	5	1	.833	0	0

# 2015 SEASON STATS

## 2015 California Baseball Games Summary for California (as of May 18, 2015) (All games)

Score by innings	1	2	3	4	5	6	7	8	9	Total
California	32	28	30	39	41	33	31	42	9	285
Opponents	34	9	14	15	33	14	28	19	22	188

### Record when ...

Overall	33-17	After 6 leading	28-2
Conference	17-10	..... trailing	2-12
Non-Conference	16-7	..... tied	3-3
Home games	20-10	After 7 leading	27-2
Away games	13-7	..... trailing	2-13
Neutral site	0-0	..... tied	4-2
Day games	12-8	After 8 leading	32-0
Night games	21-9	..... trailing	0-16
vs Left starter	12-7	..... tied	1-1
vs Right starter	21-10		
1-Run games	6-2	Hit 0 home runs	15-11
2-Run games	5-6	... 1 home run	7-5
5+Run games	15-6	... 2+ home runs	11-1
Extra innings	0-0		
Shutouts	4-2	Opponent 0 home runs	29-9
		..... 1 home run	2-8
Scoring 0-2 runs	1-12	..... 2+ HRs	2-0
..... 3-5 runs	11-3		
..... 6-9 runs	12-2	Made 0 errors	11-2
..... 10+ runs	9-0	.... 1 error	12-9
		.... 2+ errors	10-6
Opponent 0-2 runs	20-1		
..... 3-5 runs	8-9	Opp. made 0 errors	6-5
..... 6-9 runs	4-4	..... 1 error	11-6
..... 10+ runs	1-3	..... 2+ errors	16-6
Scored in 1st inning	14-1	Out-hit opponent	24-4
Opp. scored in 1st	13-8	Out-hit by opponent	6-12
Scores first	19-4	Hits are tied	3-1
Opp. scores first	14-13		

### Record when team scores:

Runs	0	1	2	3	4	5	6	7	8	9	10+
W-L	0-2	0-4	1-6	4-3	5-0	2-0	4-1	2-1	3-0	3-0	9-0

### Record when opponent scores:

Runs	0	1	2	3	4	5	6	7	8	9	10+
W-L	4-0	7-0	9-1	4-2	3-5	1-2	4-1	0-3	0-0	0-0	1-3

### Record when leading after:

Inn.	1	2	3	4	5	6	7	8
W-L	11-1	17-1	20-1	24-1	26-1	28-2	27-2	32-0

### Record when trailing after:

Inn.	1	2	3	4	5	6	7	8
W-L	8-8	7-7	4-7	4-10	1-13	2-12	2-13	0-16

### Record when tied after:

Inn.	1	2	3	4	5	6	7	8
W-L	14-8	9-9	9-9	5-6	6-3	3-3	4-2	1-1

Current winning streak: 2  
Longest winning streak: 10  
Longest losing streak: 3

Home attendance : 25090 ( 30 dates avg = 836 )  
Away attendance : 23827 ( 20 dates avg = 1191 )  
Total attendance: 48917 ( 50 dates avg = 978 )

## 2015 MISCELLANEOUS STATS

### 2015 California Baseball Miscellaneous Stats for California (as of May 18, 2015) (All games)

Multiple Hit Games	2	3	4	5+	Total
17 Lucas Erceg	15	3	1	-	19
6 Chris Paul	17	2	-	-	19
23 Aaron Knapp	14	3	1	-	18
3 Brian Celsi	7	4	1	-	12
27 Devin Pearson	8	3	1	-	12
9 Preston Grand Pre	6	4	-	-	10
28 Brett Cumberland	8	-	-	-	8
30 Mitchell Kranson	5	-	1	-	6
19 Nick Halamandaris	5	1	-	-	6
14 Max Dutto	4	-	-	-	4
20 Robbie Tenerowicz	1	1	-	-	2
36 Trevin Haseltine	1	-	-	-	1
15 Grant Diede	1	-	-	-	1
10 Denis Karas	1	-	-	-	1
TEAM	93	21	5	0	119

Multiple RBI Games	2	3	4	5+	Total
6 Chris Paul	6	4	-	1	11
17 Lucas Erceg	7	2	1	-	10
28 Brett Cumberland	6	1	-	1	8
3 Brian Celsi	4	-	1	1	6
9 Preston Grand Pre	5	1	-	-	6
27 Devin Pearson	4	1	-	-	5
23 Aaron Knapp	4	-	-	-	4
19 Nick Halamandaris	2	1	-	-	3
30 Mitchell Kranson	2	-	-	-	2
20 Robbie Tenerowicz	1	-	-	-	1
14 Max Dutto	1	-	-	-	1
44 Sean Peters	1	-	-	-	1
4 John Soteropulos	1	-	-	-	1
TEAM	44	10	2	3	59

Hitting Streaks	Longest	Current
17 Lucas Erceg	18	1
23 Aaron Knapp	12	-
28 Brett Cumberland	11	1
6 Chris Paul	9	3
9 Preston Grand Pre	8	2
30 Mitchell Kranson	8	-
27 Devin Pearson	7	4
20 Robbie Tenerowicz	7	-
3 Brian Celsi	7	-
19 Nick Halamandaris	4	-
14 Max Dutto	3	-
10 Denis Karas	3	-
44 Sean Peters	2	-
15 Grant Diede	2	-
36 Trevin Haseltine	2	-
4 John Soteropulos	1	-

Reached Base Streaks	Longest	Current
28 Brett Cumberland	20	2
6 Chris Paul	20	3
17 Lucas Erceg	18	2
23 Aaron Knapp	12	-
27 Devin Pearson	12	12
14 Max Dutto	11	-
3 Brian Celsi	10	-
20 Robbie Tenerowicz	9	9
30 Mitchell Kranson	8	4
9 Preston Grand Pre	8	2
19 Nick Halamandaris	5	-
10 Denis Karas	4	4
15 Grant Diede	3	-
36 Trevin Haseltine	2	-
44 Sean Peters	2	-
4 John Soteropulos	2	-

# STARTING PITCHERS GAME-BY-GAME

## 2015 California Baseball Individual Game-by-Game for California (as of May 18, 2015)

### #22 Daulton Jefferies - 11 games (All games)

Date	Opponent	Pos	AB	R	H	RBI	2B	3B	HR	BB	SB	CS	HBP	SAC	SF	GDP	K	PO	A	E	Avg
Feb 13	DUKE	*p	0	0	0	0	0	0	0	0	0	0	0	0	0	0	0	0	1	0	.000
Feb 20	UC IRVINE	*p	0	0	0	0	0	0	0	0	0	0	0	0	0	0	0	1	0	0	.000
Feb 28	KANSAS STATE	*p	0	0	0	0	0	0	0	0	0	0	0	0	0	0	0	0	1	0	.000
Mar 06	CHICAGO STATE	*p	0	0	0	0	0	0	0	0	0	0	0	0	0	0	0	0	1	0	.000
Apr 03	WASHINGTON STATE	*p	0	0	0	0	0	0	0	0	0	0	0	0	0	0	0	0	1	0	.000
Apr 10	STANFORD	*p	0	0	0	0	0	0	0	0	0	0	0	0	0	0	0	1	0	0	.000
Apr 11	STANFORD	*pr	0	1	0	0	0	0	0	0	0	0	0	0	0	0	0	0	0	0	.000
Apr 24	at Arizona	*p	0	0	0	0	0	0	0	0	0	0	0	0	0	0	0	2	2	0	.000
May 01	ARIZONA STATE	*p	0	0	0	0	0	0	0	0	0	0	0	0	0	0	0	1	0	0	.000
May 08	at Campbell	*p	0	0	0	0	0	0	0	0	0	0	0	0	0	0	0	2	0	0	.000
May 16	USC	*p	0	0	0	0	0	0	0	0	0	0	0	0	0	0	0	1	2	0	.000
Totals		9gs	0	1	0	0	0	0	0	0	0	0	0	0	0	0	0	8	7	1	.000

On base pct. .000 • Slugging pct. .000

### #22 Daulton Jefferies - 11 appearances (All games)

Date	Opponent	GS	IP	H	R	ER	BB	SO	2B	3B	HR	WP	BK	HBP	IBB	Score	W-L	Sv	ERA	NP
Feb 13	DUKE	*	4.2	6	4	4	4	8	1	0	1	4	0	0	0	1-7	0-1	0	7.71	103
Feb 20	UC IRVINE	*	7.0	5	1	1	1	10	1	0	1	0	0	0	0	6-1	1-1	0	3.86	102
Feb 28	KANSAS STATE	*	7.0	6	1	1	1	5	1	0	0	0	0	1	0	4-2	2-1	0	2.89	103
Mar 06	CHICAGO STATE	*	7.0	5	3	1	2	6	0	0	0	0	1	1	0	21-3	3-1	0	2.45	99
Apr 03	WASHINGTON STATE	*	3.0	3	0	0	0	5	0	0	0	0	0	0	0	0-4	3-1	0	2.20	44
Apr 10	STANFORD	*	4.0	4	1	1	0	4	0	0	0	0	0	0	0	2-4	3-2	0	2.20	63
Apr 16	at UCLA	*	6.2	7	0	0	1	4	1	0	0	0	0	0	0	2-0	4-2	0	1.83	84
Apr 24	at Arizona	*	7.0	8	0	0	1	4	1	0	0	1	0	0	0	3-1	5-2	0	1.55	94
May 01	ARIZONA STATE	*	6.0	4	3	3	0	8	2	0	0	2	0	2	0	3-5	5-2	0	1.89	94
May 08	at Campbell	*	8.0	9	5	5	1	4	2	0	0	0	0	2	0	3-5	5-3	0	2.39	108
May 16	USC	*	5.0	7	7	7	1	4	2	0	1	0	0	0	0	3-11	5-4	0	3.17	90
Totals		10	65.1	64	25	23	12	62	11	0	3	7	1	6	0	48-43	5-4	0	3.17	-

# STARTING PITCHERS GAME-BY-GAME

## 2015 California Baseball Individual Game-by-Game for California (as of May 18, 2015)

### #42 Ryan Mason - 10 games (All games)

Date	Opponent	Pos	AB	R	H	RBI	2B	3B	HR	BB	SB	CS	HBP	SAC	SF	GDP	K	PO	A	E	Avg
Feb 21	UC IRVINE	*p	0	0	0	0	0	0	0	0	0	0	0	0	0	0	0	0	2	1	.000
Mar 01	KANSAS STATE	*p	0	0	0	0	0	0	0	0	0	0	0	0	0	0	0	0	1	0	.000
Mar 14	OREGON	*p	0	0	0	0	0	0	0	0	0	0	0	0	0	0	0	1	0	0	.000
Mar 21	at Washington	*p	0	0	0	0	0	0	0	0	0	0	0	0	0	0	0	0	2	0	.000
Mar 28	at Utah	*p	0	0	0	0	0	0	0	0	0	0	0	0	0	0	0	1	1	0	.000
Apr 03	WASHINGTON STATE	*p	0	0	0	0	0	0	0	0	0	0	0	0	0	0	0	0	2	0	.000
Apr 11	STANFORD	*p	0	0	0	0	0	0	0	0	0	0	0	0	0	0	0	0	1	0	.000
Apr 17	at UCLA	*p	0	0	0	0	0	0	0	0	0	0	0	0	0	0	0	1	0	1	.000
May 09	at Campbell-1	*	0	0	0	0	0	0	0	0	0	0	0	0	0	0	0	0	1	0	.000
May 17	USC	*p	0	0	0	0	0	0	0	0	0	0	0	0	0	0	0	0	2	0	.000
Totals		10gs	0	0	0	0	0	0	0	0	0	0	0	0	0	0	0	3	12	2	.000

On base pct. .000 • Slugging pct. .000

### #42 Ryan Mason - 14 appearances (All games)

Date	Opponent	GS	IP	H	R	ER	BB	SO	2B	3B	HR	WP	BK	HBP	IBB	Score	W-L	Sv	ERA	NP
Feb 14	DUKE	*	6.0	2	2	2	2	12	0	0	0	1	0	2	0	3-2	0-0	0	3.00	108
Feb 21	UC IRVINE	*	5.0	4	2	1	1	1	1	0	0	0	0	1	0	10-3	1-0	0	2.45	66
Mar 01	KANSAS STATE	*	7.0	5	1	1	1	1	0	0	0	0	0	0	0	6-2	2-0	0	2.00	73
Mar 07	CHICAGO STATE	*	5.0	6	4	4	0	2	2	0	0	2	0	1	0	5-4	2-0	0	3.13	68
Mar 14	OREGON	*	8.0	5	2	1	2	4	2	0	0	0	0	1	0	6-2	3-0	0	2.61	96
Mar 21	at Washington	*	6.2	12	2	1	0	2	2	0	0	0	0	1	0	3-2	3-0	0	2.39	-
Mar 28	at Utah	*	5.0	8	3	3	1	3	2	1	0	0	0	1	0	11-6	4-0	0	2.74	79
Apr 03	WASHINGTON STATE	*	6.0	7	4	4	2	1	2	1	0	1	0	1	0	0-4	4-1	0	3.14	85
Apr 11	STANFORD	*	6.2	4	1	1	1	3	1	0	0	0	0	2	0	11-10	4-1	0	2.93	82
Apr 17	at UCLA	*	3.0	8	5	5	1	0	0	1	0	0	0	0	0	1-7	4-2	0	3.55	53
Apr 25	at Arizona	*	8.0	5	0	0	1	2	1	0	0	0	0	0	0	4-0	5-2	0	3.12	105
May 02	ARIZONA STATE	*	6.1	10	4	4	0	1	1	0	0	1	0	1	0	5-4	5-2	0	3.34	76
May 09	at Campbell-1	*	9.0	5	0	0	2	1	0	0	0	0	0	0	0	4-0	6-2	0	2.98	91
May 17	USC	*	3.0	8	3	3	2	0	1	0	0	0	0	0	0	7-5	6-2	0	3.19	56
Totals		14	84.2	89	33	30	16	33	15	3	0	5	0	11	0	76-51	6-2	0	3.19	-

# STARTING PITCHERS GAME-BY-GAME

## 2015 California Baseball Individual Game-by-Game for California (as of May 18, 2015)

### #24 Matt Ladrech - 6 games (All games)

Date	Opponent	Pos	AB	R	H	RBI	2B	3B	HR	BB	SB	CS	HBP	SAC	SF	GDP	K	PO	A	E	Avg
Feb 16	at Stanford	*p	0	0	0	0	0	0	0	0	0	0	0	0	0	0	0	0	1	0	.000
Feb 22	UC IRVINE	*p	0	0	0	0	0	0	0	0	0	0	0	0	0	0	0	0	1	0	.000
Mar 15	OREGON	*p	0	0	0	0	0	0	0	0	0	0	0	0	0	0	0	0	1	1	.000
Mar 22	at Washington	*p	0	0	0	0	0	0	0	0	0	0	0	0	0	0	0	0	1	0	.000
Apr 04	WASHINGTON STATE	*p	0	0	0	0	0	0	0	0	0	0	0	0	0	0	0	0	1	0	.000
Apr 12	STANFORD	*p	0	0	0	0	0	0	0	0	0	0	0	0	0	0	0	0	1	0	.000
Totals		6gs	0	0	0	0	0	0	0	0	0	0	0	0	0	0	0	0	6	1	.000

On base pct. .000 • Slugging pct. .000

### #24 Matt Ladrech - 14 appearances (All games)

Date	Opponent	GS	IP	H	R	ER	BB	SO	2B	3B	HR	WP	BK	HBP	IBB	Score	W-L	Sv	ERA	NP
Feb 16	at Stanford	*	7.0	3	0	0	2	4	0	0	0	0	0	0	0	11-1	1-0	0	0.00	96
Feb 22	UC IRVINE	*	4.1	6	4	4	1	2	1	0	0	0	0	1	0	2-6	1-1	0	3.18	64
Mar 02	KANSAS STATE	*	7.0	7	1	1	1	2	1	0	0	0	0	0	0	9-1	2-1	0	2.45	80
Mar 08	CHICAGO STATE	*	8.0	6	1	1	1	0	0	0	0	0	0	0	0	8-1	3-1	0	2.05	89
Mar 15	OREGON	*	6.0	6	3	0	1	1	0	0	0	0	0	1	0	2-4	3-2	0	1.67	72
Mar 22	at Washington	*	7.0	8	2	1	1	3	1	0	0	0	0	0	0	12-2	4-2	0	1.60	-
Mar 29	at Utah	*	4.1	3	3	3	2	1	1	0	0	0	0	1	0	2-3	4-3	0	2.06	65
Apr 04	WASHINGTON STATE	*	7.0	5	2	2	0	1	1	0	0	0	0	0	0	6-2	5-3	0	2.13	78
Apr 12	STANFORD	*	4.1	7	5	3	1	1	0	0	1	1	0	1	0	6-12	5-4	0	2.45	52
Apr 18	at UCLA	*	6.2	4	0	0	1	3	1	0	0	0	0	2	0	1-2	5-4	0	2.19	85
Apr 26	at Arizona	*	5.0	6	1	1	2	3	2	0	0	0	0	0	0	8-3	6-4	0	2.16	94
May 03	ARIZONA STATE	*	1.2	7	4	4	1	1	1	0	0	0	0	0	0	8-6	6-4	0	2.63	43
May 09	at Campbell-2	*	4.2	6	4	2	3	1	2	0	0	0	0	1	0	9-4	6-4	0	2.71	75
May 18	USC	*	4.2	7	2	1	2	2	1	0	0	0	0	0	0	7-2	6-4	0	2.67	90
Totals		14	77.2	81	32	23	19	25	12	0	1	1	0	7	0	91-49	6-4	0	2.67	-

## BROADCAST BIOS



3

**BRIAN CELSI***Sell-See***JR • OF • 5-10 • 190****Elk Grove, Calif.****Jesuit HS**

- Has appeared in 43 games and has a .288 batting average
- Has hit three HR's and has 30 RBI
- Has stolen four bases in seven attempts

**BEAR BITE:** Both grandparents graduated from Cal in 1955, and grandfather Mike Giddings played football for the Bears



4

**JOHN SOTEROPULOS***SO-turr-op-uh-lus***JR • INF • 6-0 • 205****Palos Verdes, Calif.****Loyola HS**

- Has appeared in 13 games and made three starts
- Hitting .105 with one HR and two RBI

**BEAR BITE:** Attended Loyola HS in Southern California and was named team's Silver Slugger in 2011.



5

**ROBBIE MCINERNY****FR\* • INF • 5-11 • 170****Laguna Beach, Calif.****Laguna Beach HS**

- Has made one appearance as a pinch hitter thus far in 2015
- Redshirted in 2014
- Also is a placekicker on Cal's football team

**BEAR BITE:** Father, Dan, was the starting right fielder on Cal's 1980 College World Series team and is the vice-chairman of the Cal Baseball Foundation



6

**CHRIS PAUL****SR • INF/OF • 6-3 • 210****Aliso Viejo, Calif.****Laguna Beach HS**

- Has made 47 appearances and has a .335 batting average
- Has hit eight home runs and has driven in 42 runs
- Is fourth in the Pac-12 in slugging percentage (.555)
- Second on the team in on-base-percentage (.418)
- Has six stolen bases in nine attempts
- Twice named Pac-12 Player of the Week (including this past week)

**BEAR BITE:** Majoring in American Studies



9

**PRESTON GRAND PRE****FR • INF • 6-3 • 160****Laguna Beach, Calif.****Laguna Beach HS**

- Has played in all 50 games and has a .264 batting average as a freshman
- Has one HR and 25 RBI
- Has two stolen bases in six attempts

**BEAR BITE:** Was a member of the 2012-13 Tampa Bay Rays Scout Team, the 2013 Angels Elite Scout Team, and a member of the Urban Youth Academy 2013 Scout Ball All-Star Team



10

**DENIS KARAS****FR • INF • 5-11 • 190****Lafayette, Calif.****Campolindo HS**

- Has made 10 appearances and four starts
- Hitting .263 with one RBI and has scored four runs

**BEAR BITE:** As a senior at Campolindo HS was league MVP and was drafted in the 24th round by the Pittsburgh Pirates




14

**MAX DUTTO***Doo-Doe***JR • INF • 6-0 • 210****Danville, Calif.****San Ramon Valley HS**

- Has made 36 appearances and 25 starts
- Is hitting .222 with two HR's and eight RBI
- Is third on the team lead in walks with 22
- Has a .411 on-base-percentage

**BEAR BITE:** Both parents, Rob and Vail Dutto, attended Cal, as well as grandfather Ed Dutto. Father was a professional tennis player

## BROADCAST BIOS



15

**GRANT DIEDI**


JR • OF • 5-11 • 195

Lafayette, Calif.

Acalanes HS

- Has appeared in 20 games with nine starts in 2015
- Is hitting .176 and has drawn six walks in 34 plate appearances
- Appeared in 30 total games over the first two years of his career

**BEAR BITE:** Helped Acalanes HS team to North Coast Section titles in 2011 and 2012 and also competed on water polo team



17

**LUCAS ERCEG***UR-Seg*


SO • INF • 6-2 • 200

Campbell, Calif.

Westmont HS

- Third on the team in hitting with a .310 batting average in 50 GP
- Leads team in HR's with 10, and is second on the team in runs batted in (38), ranking 2nd in the Pac-12 in HR's and 9th in RBI
- Named National Player of the Week once this season
- Has made six appearances as a pitcher and has one save

**BEAR BITE:** Has an interest in economics and was a very successful pitcher at Westmont HS



18

**MATT RUFF**

FR • C • 5-10 • 215

Yorba Linda, Calif.

Valencia HS

- Has made three appearances as a pinch hitter in 2015
- Has drawn two walks in three at-bats and has scored a pair of runs
- Also competed in football and basketball while at Valencia HS

**BEAR BITE:** Has an interest in attending law school



19

**NICK HALAMANDARAS***HAL-uh-man-dare-is*


JR • OF/1B • 6-1 • 230

Monterey, Calif.

Robert Lewis Stevenson HS

- Has made 30 appearances and 27 starts in 2015
- Hitting .232 with one HR and 13 RBI
- Named First Team Pac-12 All-Academic as a sophomore in 2014

**BEAR BITE:** Was an eighth round draft pick of the Seattle Mariners in the June, 2012 Major League Baseball Draft



20

**ROBBIE TENEROWICZ***TEN-air-oh-witz*

SO • INF • 6-1 • 190

Moraga, Calif.

Campolindo HS

- Has made 35 appearances and 30 starts thus far in 2015
- Hitting .181 with six RBI

**BEAR BITE:** Helped lead his Campolindo HS team to state titles in 2012 and 2013, and four-straight league crowns from 2010-13



21

**BRENDEN FARNEY**


SR • INF • 5-9 • 215

Fairfield, Calif.

Vacaville HS

- Redshirting the 2015 season
- Appeared in 43 games as a junior in 2014, hitting .308 with 19 RBI

**BEAR BITE:** Drafted in the 36th round by the Oakland A's in the 2011 Major League Amateur draft



22

**DAULTON JEFFERIES**

SO • RHP • 6-0 • 180


Atwater, Calif.

Buhach Colony HS

- Has made 11 appearances, 10 of which are starts for the Bears in 2015
- Is 5-4 with a 3.17 ERA
- Has recorded 62 strikeouts to only 12 walks in 65.1 innings pitched

**BEAR BITE:** Older brother, Jake, has played in the Miami Marlins and Tampa Bay Rays organizations

## BROADCAST BIOS




23

**AARON KNAPP***Nap***SO • OF • 5-10 • 170****Granite Bay, Calif.****Granite Bay HS**

- Has made 50 appearances for the Bears in 2015
- Is hitting .309 with 21 RBI and leads the team in triples with four
- Leads the team in stolen bases with 10 out of 15 attempts

**BEAR BITE:** Younger brother of Cal All-American Andrew Knapp (a 2013 second round selection of the Philadelphia Phillies) and the son of former Bear catcher Mike Knapp



24

**MATT LADRECH***La-Dresh***FR • LHP • 6-0 • 195****Lafayette, Calif.****Campolindo HS**

- Has made 14 appearances, all starts
- Is 6-4 with a 2.67 ERA
- Has struck out 25 in 77.2 innings pitched

**BEAR BITE:** High school teammate at Campolindo HS with Denis Karas



26

**JEFF BAIN****FR • RHP • 6-4 • 215****Pasadena, Calif.****San Marino HS**

- Has made 13 appearances and eight starts
- Is 6-2 with a 2.29 ERA
- Has struck out 29 in 59.0 innings pitched
- Went 8.2 innings, allowing one run on just three hits in his last start, a win over Fresno State

**BEAR BITE:** Was first-team All-Area in the Pasadena Star and a Rio Hondo League second team selection in 2013




27

**DEVIN PEARSON****JR • OF • 5-11 • 205****Carmel, Calif.****Carmel HS**

- Has made 31 appearances and 29 starts for the Bears in 2015
- Is hitting a team-high .370 with four HR's and 21 RBI
- Has eight doubles this season
- Is hitting 22-44 (.500) with two home runs, nine RBI, 13 runs scored and five walks since the April 25 game at Arizona

**BEAR BITE:** Father, Dennis Pearson, played professional football for the Atlanta Falcons



28

**BRETT CUMBERLAND****FR • C • 5-10 • 185****Turlock, Calif.****Turlock HS**

- Has made 50 appearances for the Bears in 2015
- Is hitting .255 with seven HR's and 32 RBI
- Leads the team in walks with 32 (third in the Pac-12)
- Second on the team in on-base percentage at .414
- Drove in three runs in the series win over No. 15 USC last week

**BEAR BITE:** Led Turlock High School to an outstanding 2013 season (28-3, 15-0 in league)



29

**KEATON SIOMKIN***See-im-kin***SR • RHP • 5-10 • 200****Ladera Ranch, Calif.****Junipero Serra HS**

- Made first appearance of the year vs. USC on 5/17
- Was 1-0 with 1.69 ERA and nine strikeouts in 16.0 innings (10 appearances) in 2014 before missing the remainder of the season with an arm injury

**BEAR BITE:** Majoring in American studies



30

**MITCHELL KRANSON****JR • C/INF • 5-9 • 205****Danville, Calif.****De La Salle HS**

- Has made 42 appearances, 35 of which have been starts
- Hitting .265 with four HR's and 15 RBI
- Has the ability to play third base, catch or play the outfield

**BEAR BITE:** Help lead Da La Salle to the 2012 league title and the North Coast Section championship. Mustached nickname is "El Gaucho."

## BROADCAST BIDS



31

**CHRIS MUSE-FISHER**


SR • LHP • 5-11 • 185

El Dorado Hills, Calif.

Oakridge HS

- Has made 19 appearances, all in relief for the Bears in 2015
- Is 3-1 with a 2.43 ERA
- Has recorded 32 strikeouts and walked 15 in 33.1 innings pitched with two saves

**BEAR BITE:** Had two sisters (Julie and Katie), and two brothers (Michael and John) graduate from Cal and is a molecular biology major



32

**ANDREW BUCKLEY**


SO • RHP • 6-1 • 235

Concord, Calif.

De La Salle HS

- Has not made an appearance in 2015 thus far
- Earned a save as a freshman last season

**BEAR BITE:** Was a starting wide receiver and safety, as well as handler of the punting and punt returning duties on state champion De La Salle



33

**ERIK MARTINEZ**


FR • RHP • 5-11 • 185

West Covina, Calif.

South Hills HS

- Has made 18 appearances in 2015 thus far for the Bears, all in relief
- Is 2-1 with a team-best 1.50 ERA and has one save
- Has posted 32 strikeouts in just 30.0 innings of work
- Earned the win on 5/18 over USC with 3.1 IP

**BEAR BITE:** Interested in becoming an orthopedic surgeon



34

**ALEX SCHICK**


SO • RHP • 6-7 • 200

San Diego, Calif.

Cathedral Catholic HS

- Has made 23 appearances in 2015 thus far for the Bears, two of which were starts
- Is 2-1 with a 3.44 ERA
- Has posted 43 strikeouts in just 34.0 innings pitched

**BEAR BITE:** Interested in attending law school



36

**TREVIN HASELTINE***HAZEL-tine*


SO • RHP • 6-3 • 195

Vacaville, Calif.

Will C. Wood HS

- Has made seven appearances and one start thus far in 2015
- Hitting .273 in 11 at-bats with one RBI and one run scored

**BEAR BITE:** Was ranked the No. 1 right-handed pitcher in California by Perfect Game USA out of Will C. Wood High School in Vacaville



39

**COLIN MONSOUR***Mon-Swer*

JR • RHP • 6-2 • 195

San Francisco, Calif.

St. Ignatius HS

- Has made 10 appearances, two of which were starts
- Is 0-1 with a 6.50 ERA
- Has recorded 13 strikeouts in 18.0 innings of work

**BEAR BITE:** As a senior at St. Ignatius High School, was West Coast Athletic League Pitcher of the Year and San Francisco Player of the Year



40

**JESSE KAY**

SO • RHP/C • 6-0 • 210

San Diego, Calif.

Cathedral Catholic HS

- Has made 10 appearances, all in relief for the Bears
- Is 0-0 with a 3.68 ERA
- Has recorded five strikeouts in 8.0 innings of work

**BEAR BITE:** Father, Rick, played baseball at Wesleyan

## BROADCAST BIDS



41

**JAKE SCHULZ**

JR • LHP • 6-2 • 195

Carlsbad, Calif.

La Costa Canyon HS

- Has not appeared in any games in 2015 thus far for the Bears
- Did not pitch in 2014
- Went 1-2 as a freshman in 2013 with a 6.49 ERA in 26.1 innings

**BEAR BITE:** As a senior at La Costa Canyon High School was named Pitcher of the Year and first-team all-league, helping his team to a CIF title



42

**RYAN MASON**

JR • RHP • 6-7 • 215

Auburn, Calif.

Placer HS

- Has made 14 appearances, all starts for the Bears in 2015
- Is 6-2 with a 3.19 ERA
- Has posted 33 strikeouts to only 16 walks in 84.2 innings pitched
- Named Pac-12 Pitcher of the Week (4/27)

**BEAR BITE:** In the summer of 2011 was a member of the Colorado Rockies Scout Team and was selected to the All-Star Scout Team among Sacramento and Bay Area teams



44

**SEAN PETERS**

JR • OF • 6-1 • 180

Alamo, Calif.

De La Salle HS

- Has made 28 appearances with one start for the Bears in 2015
- Is hitting .286 with 3 RBI in 14 plate appearances thus far this season

**BEAR BITE:** Majoring in business, both parents attended Cal, and mother, Kristen, was a diver for the Bears



46

**AKAASH AGARWAL***A-Kosh Ag-gar-wall*

SO • LHP • 6-3 • 225

King of Prussia, Pa.

St. Paul's School

- Has not appeared for the Golden Bears thus far in 2015

**BEAR BITE:** Majoring in political economies of industrial societies



48

**JORDAN TALBOT**

SO • RHP • 6-4 • 225

Aptos, Calif.

Aptos HS

- Has made four appearances, all in relief for the Bears in 2015
- Is 0-0 with a 27.00 ERA in one inning of work

**BEAR BITE:** Interested in athletic training



49

**DYLAN NELSON**

SR • RHP • 5-11 • 195

San Francisco, Calif.

Galileo HS

- Has made 20 appearances, all in relief for the Bears in 2015
- Is 2-1 with a 3.60 ERA with a team-high eight saves
- Has recorded 31 strikeouts to just nine walks in 25.0 innings of work

**BEAR BITE:** Majoring in American studies